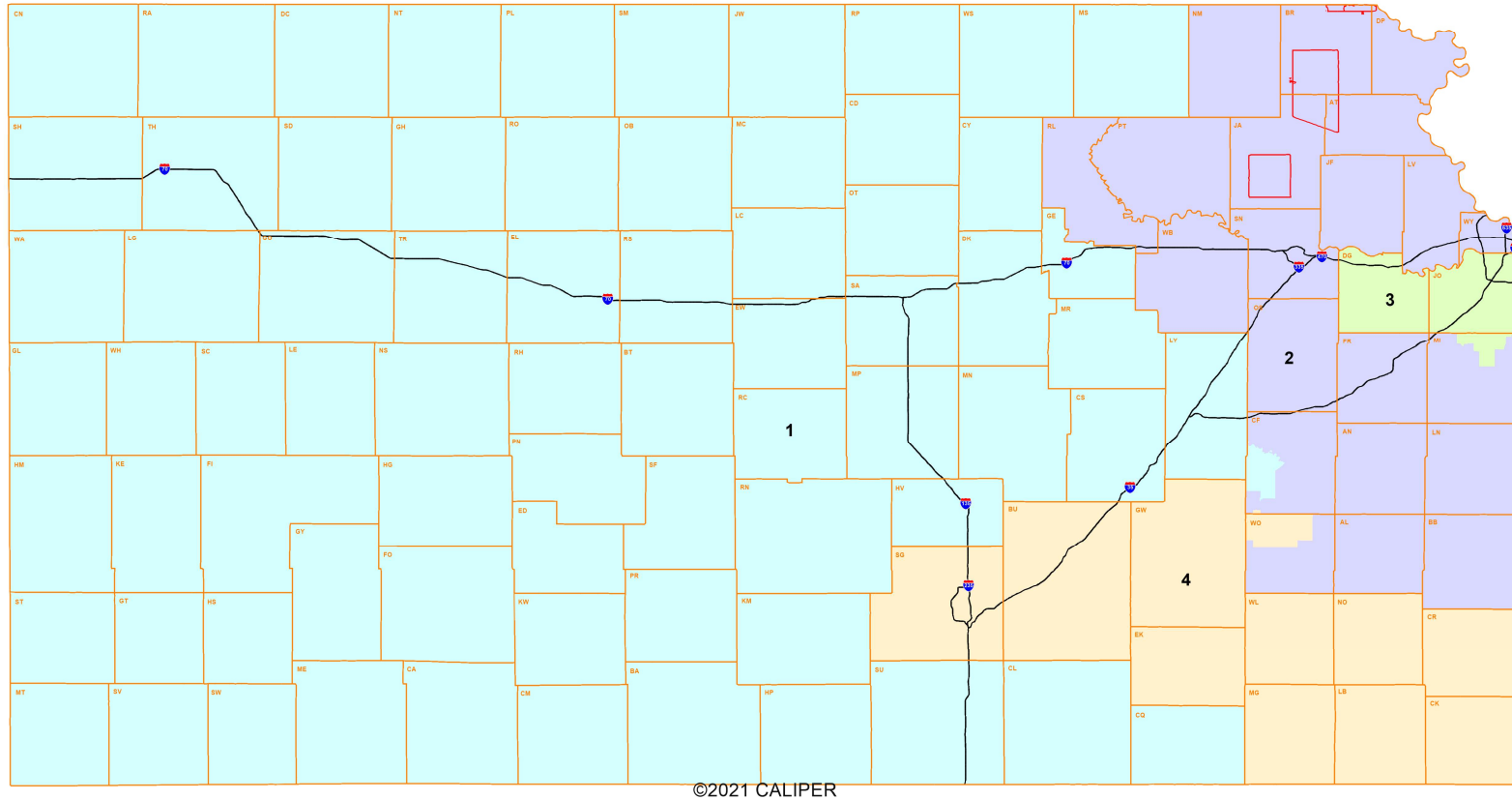
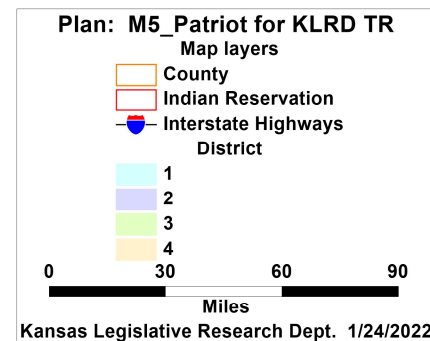


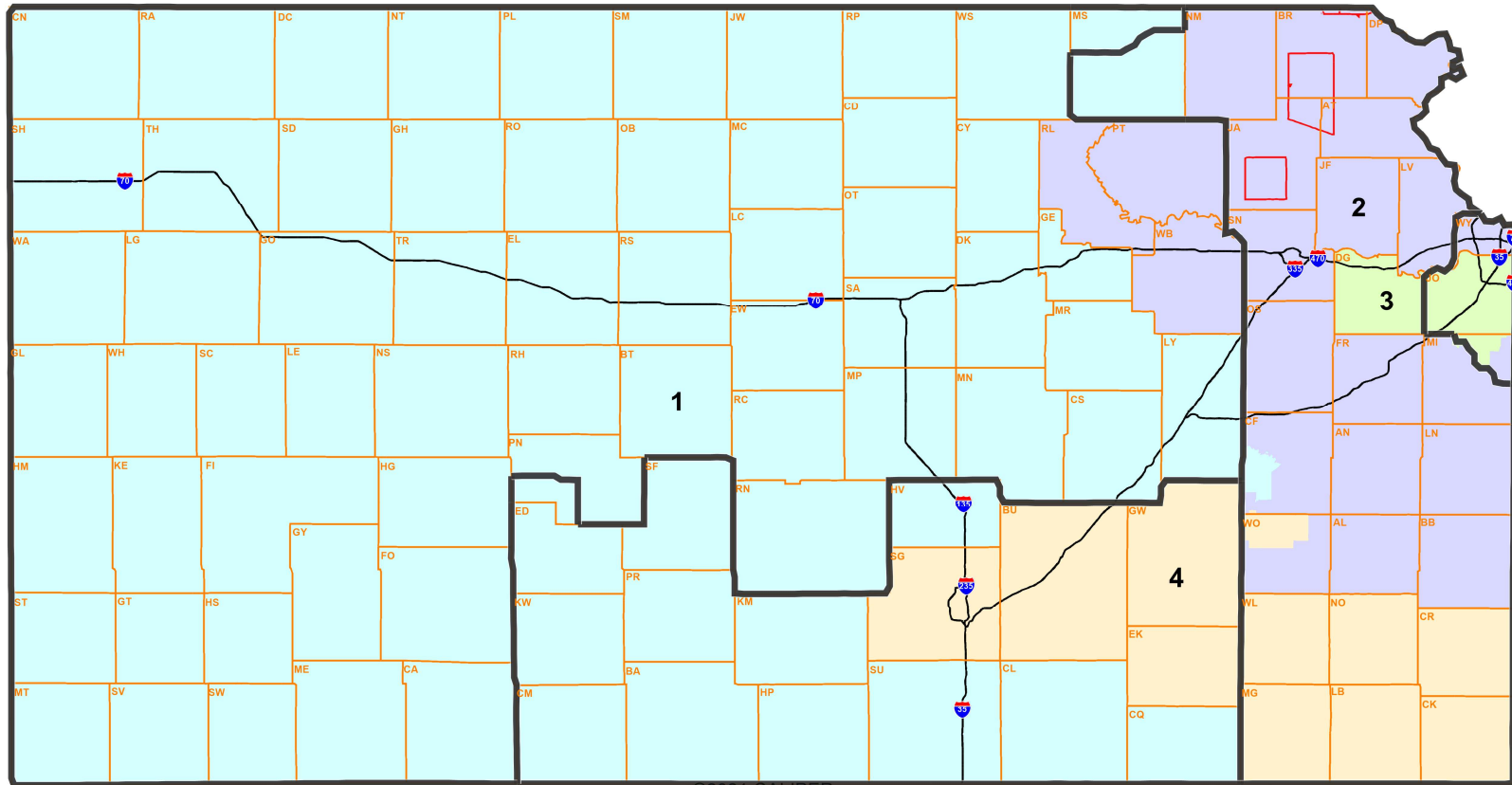
M5_Patriot for KLRD TR



District	Population	Deviation	% Deviation
1	734,470	0	0.0%
2	734,470	0	0.0%
3	734,470	0	0.0%
4	734,470	0	0.0%

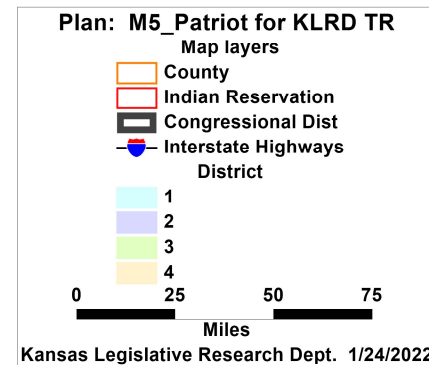


M5_Patriot for KLRD TR



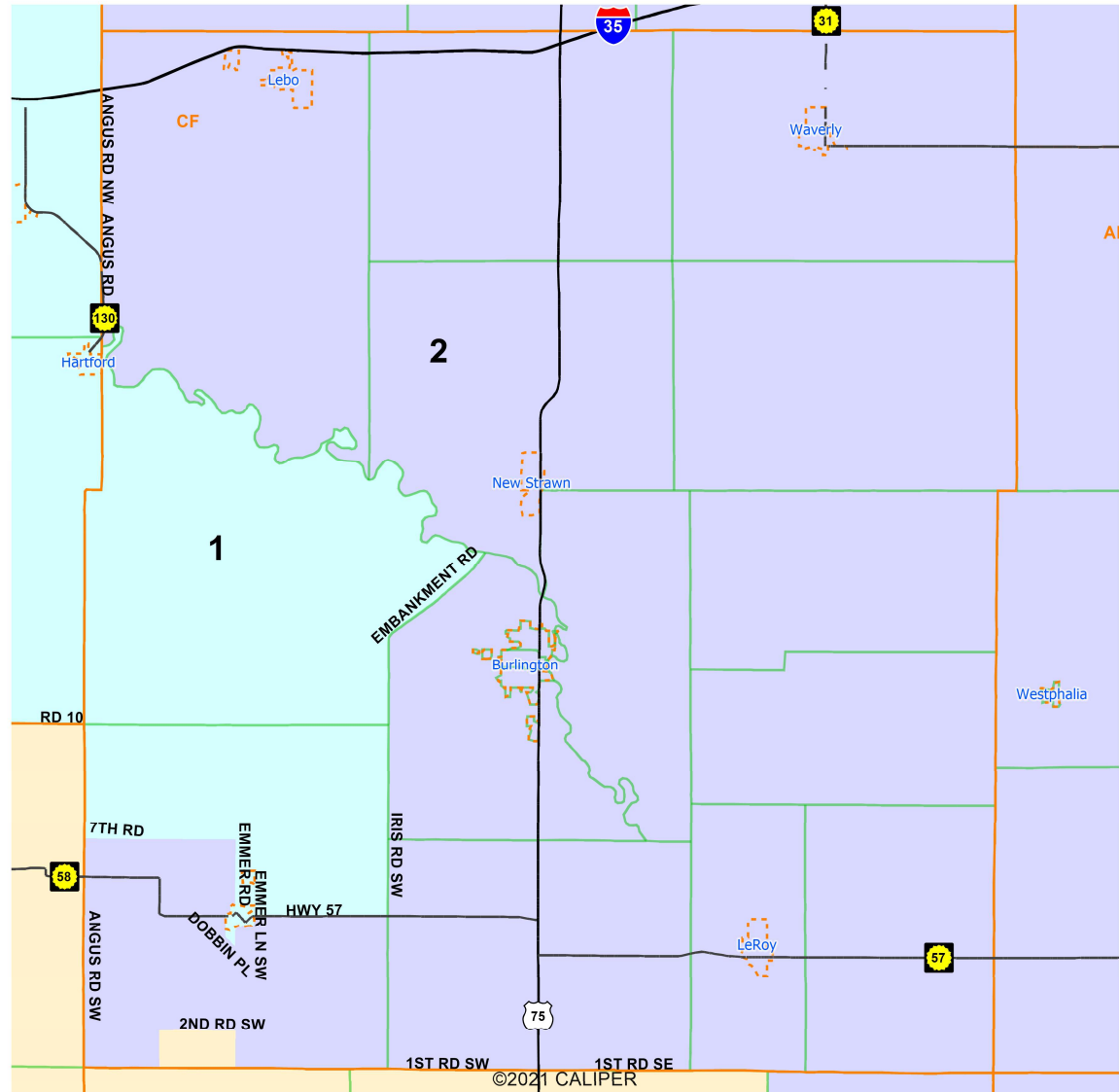
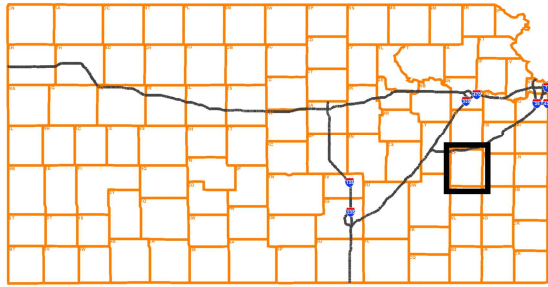
©2021 CALIPER

Black Lines Show Boundaries of Existing 2012 Congressional Districts.



M5_Patriot for KLRD TR

Detail of Coffey County



Plan: M5_Patriot for KLRD TR

Map layers

- Voting District
- County
- Census Place
- I Interstate Highways
- U.S. Highways
- State Highways

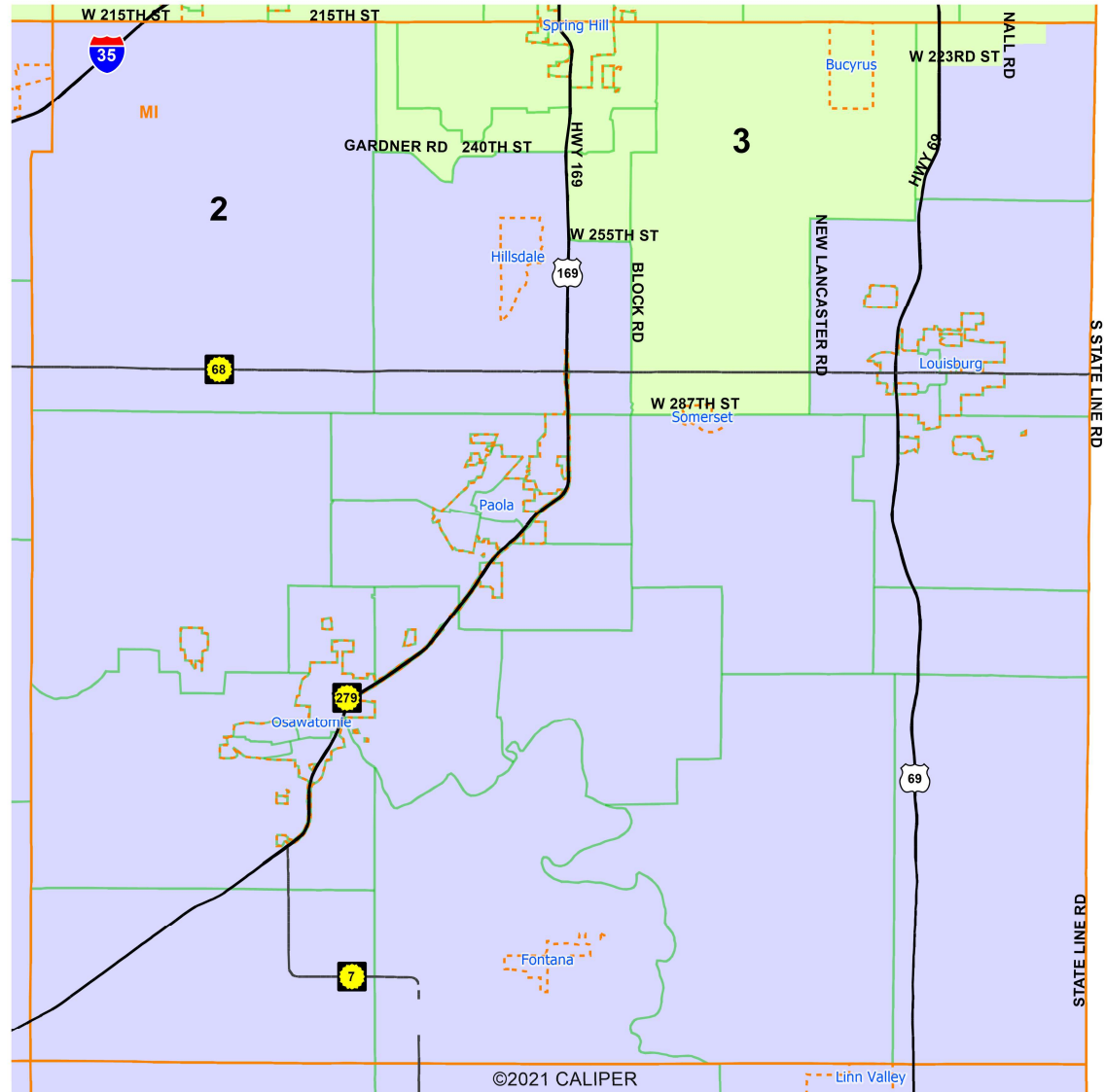
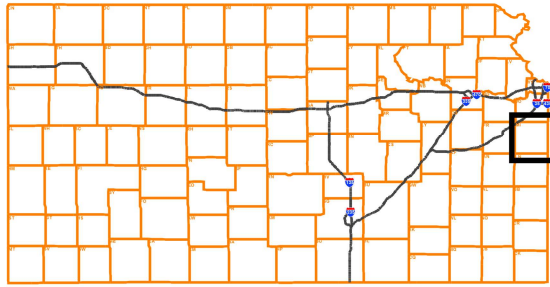
District

- 1
- 2
- 3
- 4

0 3 6 9
Miles

Kansas Legislative Research Dept. 1/24/2022

M5_Patriot for KLRD TR Detail of Miami County



Plan: M5_Patriot for KLRD TR

Map layers

- Voting District
- County
- Census Place
- Interstate Highways
- U.S. Highways
- State Highways

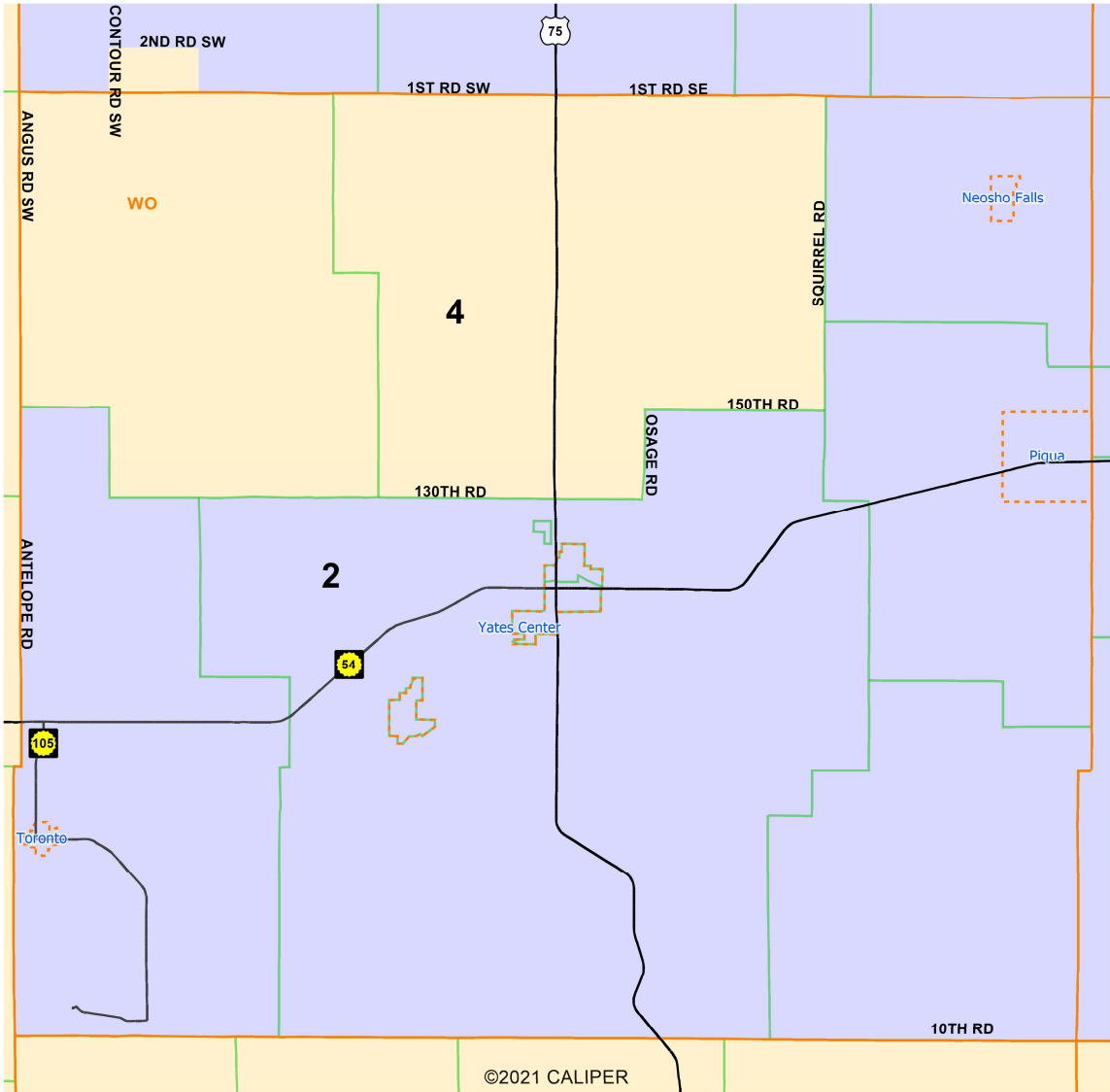
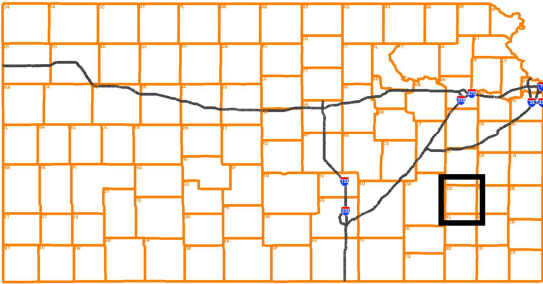
District

- 1
- 2
- 3
- 4

0 2.5 5 7.5
Miles

Kansas Legislative Research Dept. 1/24/2022

M5_Patriot for KLRD TR Detail of Woodson County



Plan: M5_Patriot for KLRD TR

Map layers

- Voting District
- County
- Census Place
- I-70 Interstate Highways
- 75 U.S. Highways
- 54 State Highways

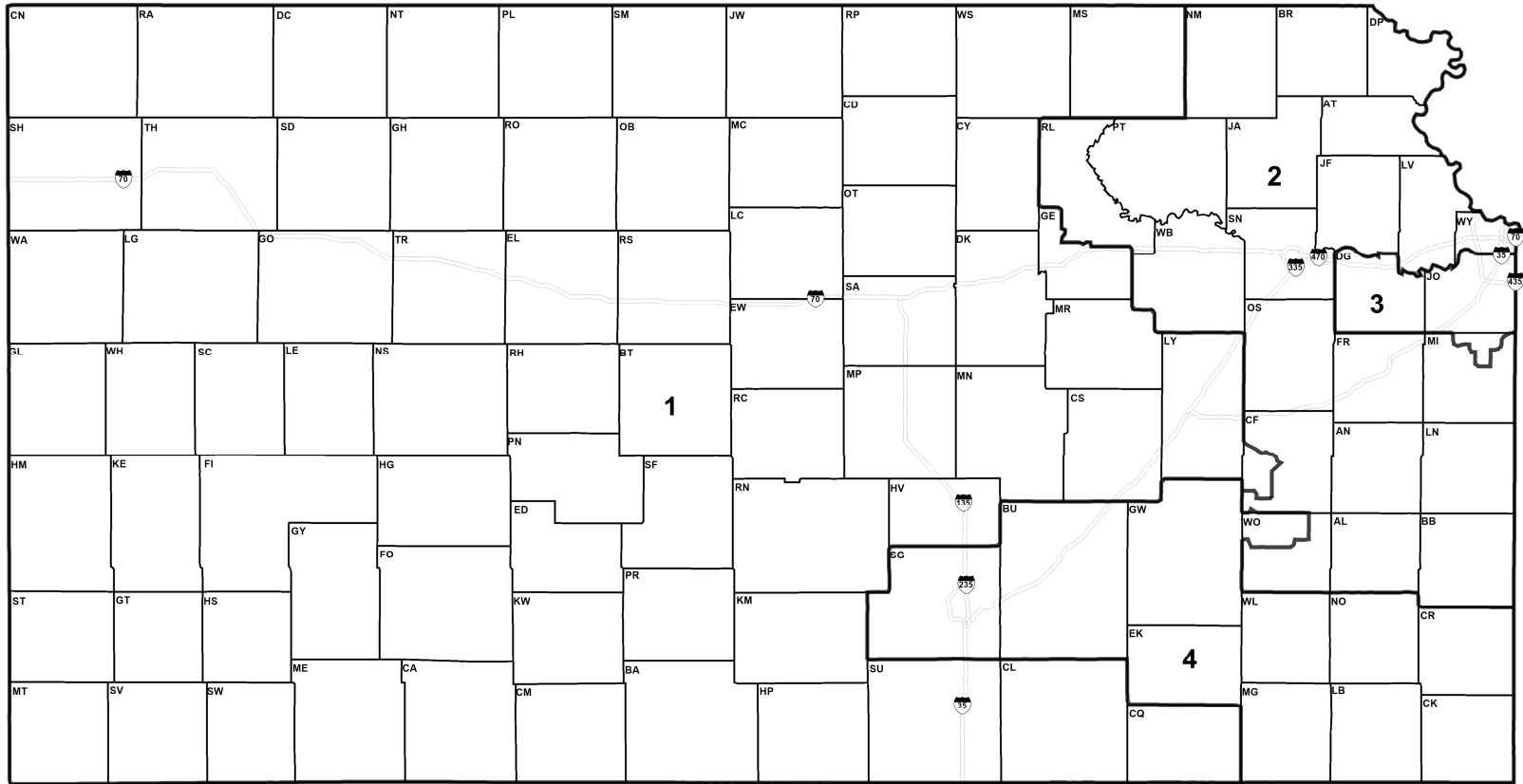
District

- 1
- 2
- 3
- 4

0 2.5 5 7.5
Miles

Kansas Legislative Research Dept. 1/24/2022

M5_Patriot for KLRD TR



©2021 CALIPER

District	Population	Deviation	% Deviation
1	734,470	0	0.0%
2	734,470	0	0.0%
3	734,470	0	0.0%
4	734,470	0	0.0%

Plan: M5_Patriot for KLRD TR

Map layers

- County
- Districts
- Interstate Highways

0 25 50 75
Miles

Kansas Legislative Research Dept. 1/24/2022

Population Summary

Monday, January 24, 2022

3:59 PM

District	Population	Deviation	% Devn.
1	734,470	0	0.00%
2	734,470	0	0.00%
3	734,470	0	0.00%
4	734,470	0	0.00%

Total Population: 2,937,880

Ideal District Population: 734,470

Summary Statistics:

Population Range:	734,470 to 734,470
Ratio Range:	0.00
Absolute Range:	0 to
Absolute Overall Range:	0
Relative Range:	0.00% to 0.00%
Relative Overall Range:	0.00%
Absolute Mean Deviation:	0.00
Relative Mean Deviation:	0.00%
Standard Deviation:	0.00

**Plan Comparison
Racial Composition and Hispanic Population**

		Hispanic and Non-Hispanic																								
District	Total Population	White		AP White		Black		AP Black		American Indian		AP American Indian		Asian Hawaiian Other Pacific Islander**		AP Asian Hawaiian Other Pacific Islander**		Other		AP Other		2 or more races	Hispanic*			
2012 Congressional	1	700,773	547,738	78.2 %	612,400	87.4 %	22,408	3.2 %	32,368	4.6 %	5,445	0.8 %	20,627	2.9 %	11,848	1.7 %	18,409	2.6 %	45,949	6.6 %	87,988	12.6 %	67,385	9.6 %	120,974	17.3 %
M5_Patriot for KLRD TR	1	734,470	582,241	79.3 %	648,960	88.4 %	19,121	2.6 %	28,929	3.9 %	6,618	0.9 %	23,761	3.2 %	9,241	1.3 %	15,105	2.1 %	47,821	6.5 %	90,776	12.4 %	69,428	9.5 %	124,205	16.9 %
2012 Congressional	2	713,007	579,561	81.3 %	637,427	89.4 %	32,879	4.6 %	48,026	6.7 %	12,012	1.7 %	36,556	5.1 %	10,857	1.5 %	16,940	2.4 %	17,249	2.4 %	38,449	5.4 %	60,449	8.5 %	52,062	7.3 %
M5_Patriot for KLRD TR	2	734,470	533,396	72.6 %	601,290	81.9 %	63,912	8.7 %	80,059	10.9 %	8,709	1.2 %	29,316	4.0 %	16,855	2.3 %	23,111	3.1 %	40,056	5.5 %	76,473	10.4 %	71,542	9.7 %	101,216	13.8 %
2012 Congressional	3	792,286	559,069	70.6 %	634,751	80.1 %	63,470	8.0 %	77,117	9.7 %	4,521	0.6 %	21,215	2.7 %	41,588	5.2 %	51,221	6.5 %	44,476	5.6 %	91,063	11.5 %	79,162	10.0 %	110,697	14.0 %
M5_Patriot for KLRD TR	3	734,470	571,293	77.8 %	632,815	86.2 %	34,153	4.7 %	46,234	6.3 %	5,534	0.8 %	21,570	2.9 %	38,221	5.2 %	48,446	6.6 %	21,336	2.9 %	52,909	7.2 %	63,933	8.7 %	62,910	8.6 %
2012 Congressional	4	731,814	536,094	73.3 %	605,688	82.8 %	50,052	6.8 %	65,764	9.0 %	9,017	1.2 %	32,907	4.5 %	25,392	3.5 %	33,515	4.6 %	37,748	5.2 %	72,143	9.9 %	73,511	10.0 %	98,870	13.5 %
M5_Patriot for KLRD TR	4	734,470	535,532	72.9 %	607,201	82.7 %	51,623	7.0 %	68,053	9.3 %	10,134	1.4 %	36,658	5.0 %	25,368	3.5 %	33,423	4.6 %	36,209	4.9 %	69,485	9.5 %	75,604	10.3 %	94,272	12.8 %
2012 Congressional		2,937,880	2,222,462		2,490,266		168,809		223,275		30,995		111,305		89,685		120,085		145,422		289,643		280,507		382,603	
M5_Patriot for KLRD TR		2,937,880	2,222,462		2,490,266		168,809		223,275		30,995		111,305		89,685		120,085		145,422		289,643		280,507		382,603	

*The Hispanic column includes persons of Hispanic Origin of all races.

** The Census Bureau tabulated and reported 2 race categories that are combined in this report: "Asian" and "Native Hawaiian & Other Pacific Islander".

**Plan Comparison
Racial Composition and Hispanic Population (Voting Age Population)**

		Hispanic and Non-Hispanic 18+ Population																								
District	Total 18+ Population	White		AP White		Black		AP Black		American Indian		AP American Indian		Asian Hawaiian Other Pacific Islander**		AP Asian Hawaiian Other Pacific Islander**		Other		AP Other		2 or more races	Hispanic 18+*			
2012 Congressional	1	533,304	429,782	80.6 %	469,328	88.0 %	17,312	3.2 %	21,428	4.0 %	4,096	0.8 %	14,411	2.7 %	9,444	1.8 %	12,901	2.4 %	31,416	5.9 %	58,338	10.9 %	41,254	7.7 %	77,086	14.5 %
M5_Patriot for KLRD TR	1	555,800	454,311	81.7 %	494,965	89.1 %	14,611	2.6 %	18,576	3.3 %	4,899	0.9 %	16,517	3.0 %	7,115	1.3 %	10,154	1.8 %	32,503	5.8 %	59,853	10.8 %	42,361	7.6 %	78,261	14.1 %
2012 Congressional	2	550,432	458,523	83.3 %	493,198	89.6 %	25,351	4.6 %	31,497	5.7 %	9,057	1.6 %	25,632	4.7 %	8,916	1.6 %	12,216	2.2 %	12,247	2.2 %	26,200	4.8 %	36,338	6.6 %	32,969	6.0 %
M5_Patriot for KLRD TR	2	558,458	421,132	75.4 %	461,857	82.7 %	48,222	8.6 %	55,020	9.9 %	6,468	1.2 %	20,513	3.7 %	12,371	2.2 %	15,652	2.8 %	27,201	4.9 %	50,588	9.1 %	43,064	7.7 %	64,230	11.5 %
2012 Congressional	3	595,079	436,853	73.4 %	482,445	81.1 %	46,547	7.8 %	52,575	8.8 %	3,312	0.6 %	15,106	2.5 %	30,635	5.1 %	35,103	5.9 %	29,921	5.0 %	59,661	10.0 %	47,811	8.0 %	70,288	11.8 %
M5_Patriot for KLRD TR	3	562,510	449,871	80.0 %	486,873	86.6 %	25,226	4.5 %	30,489	5.4 %	4,294	0.8 %	15,481	2.8 %	29,493	5.2 %	34,415	6.1 %	15,093	2.7 %	35,580	6.3 %	38,533	6.9 %	40,880	7.3 %
2012 Congressional	4	550,501	418,667	76.1 %	460,182	83.6 %	36,050	6.5 %	42,673	7.8 %	6,607	1.2 %	22,748	4.1 %	19,739	3.6 %	23,682	4.3 %	25,458	4.6 %	47,481	8.6 %	43,980	8.0 %	61,243	11.1 %
M5_Patriot for KLRD TR	4	552,548	418,511	75.7 %	461,458	83.5 %	37,201	6.7 %	44,088	8.0 %	7,411	1.3 %	25,386	4.6 %	19,755	3.6 %	23,681	4.3 %	24,245	4.4 %	45,659	8.3 %	45,425	8.2 %	58,215	10.5 %
2012 Congressional		2,229,316	1,743,825		1,905,153		125,260		148,173		23,072		77,897		68,734		83,902		99,042		191,680		169,383		241,586	
M5_Patriot for KLRD TR		2,229,316	1,743,825		1,905,153		125,260		148,173		23,072		77,897		68,734		83,902		99,042		191,680		169,383		241,586	

*The Hispanic column includes persons of Hispanic Origin of all races.

** The Census Bureau tabulated and reported 2 race categories that are combined in this report: "Asian" and "Native Hawaiian & Other Pacific Islander".

**Plan Comparison
 Racial Composition and Hispanic Population 2**

	District	Total Pop.	Non-Hispanic Black							Non-Hispanic American Indian					Non-Hispanic Asian, Hawaiian, Other Pacific Islander**					Non-Hispanic Other					2 or more Races		Hispanic Origin			
			Single	AP	Single %	AP%	DOJ	%	Single	AP	Single %	AP%	DOJ	%	Single	AP	Single %	AP%	DOJ	%	Single	AP	Single %	AP%	DOJ	%	NH	NH%	His p	%
2012 Congressional M5_Patriot for KLRD TR	1	700,773	21,147 to 18,023	29,344 to 26,074	3.0 to 2.5	4.2 to 3.6	27,315 to 24,143	3.9 to 3.3	2,779 to 3,789	15,034 to 17,867	.4 to .5	2.1 to 2.4	13,521 to 16,365	1.9 to 2.2	11,418 to 8,848	16,928 to 13,668	1.6 to 1.2	2.4 to 1.9	14,782 to 11,654	2.1 to 1.6	2,333 to 2,171	7,343 to 7,567	.3 to .3	1.0 to 1.0	6,876 to 7,070	1.0 to 1.0	27,726 to 29,185	4.0 to 4.0	120,974 to 124,205	17.3 to 16.9
2012 Congressional M5_Patriot for KLRD TR	2	713,007	31,643 to 62,058	44,732 to 75,625	4.4 to 8.4	6.3 to 10.3	41,613 to 71,998	5.8 to 9.8	10,343 to 6,260	32,142 to 23,720	1.5 to .9	4.5 to 3.2	29,455 to 20,794	4.1 to 2.8	10,663 to 16,538	16,138 to 22,088	1.5 to 2.3	2.3 to 3.0	14,623 to 20,351	2.1 to 2.8	2,183 to 2,430	8,249 to 8,151	.3 to .3	1.2 to 1.1	7,715 to 7,513	1.1 to 1.0	42,408 to 37,732	5.9 to 5.1	52,062 to 101,216	7.3 to 13.8
2012 Congressional M5_Patriot for KLRD TR	3	792,286	62,137 to 33,267	73,649 to 43,676	7.8 to 4.5	9.3 to 5.9	70,557 to 41,201	8.9 to 5.6	2,351 to 4,189	16,261 to 17,921	.3 to .6	2.1 to 2.4	14,003 to 16,119	1.8 to 2.2	41,265 to 37,979	50,164 to 47,535	5.2 to 5.2	6.3 to 6.5	48,238 to 45,648	6.1 to 6.2	3,002 to 2,926	10,278 to 10,001	.4 to .4	1.3 to 1.4	9,554 to 9,408	1.2 to 1.3	37,527 to 37,337	4.7 to 5.1	110,697 to 62,910	14.0 to 8.6
2012 Congressional M5_Patriot for KLRD TR	4	731,814	48,425 to 50,004	61,836 to 64,186	6.6 to 6.8	8.4 to 8.7	57,846 to 59,989	7.9 to 8.2	6,448 to 7,683	26,739 to 30,668	.9 to 1.0	3.7 to 4.2	23,518 to 27,219	3.2 to 3.7	24,994 to 24,975	32,172 to 32,111	3.4 to 3.4	4.4 to 4.4	30,038 to 30,028	4.1 to 4.1	2,546 to 2,537	8,181 to 8,332	.3 to .3	1.1 to 1.1	7,469 to 7,623	1.0 to 1.0	41,364 to 44,771	5.7 to 6.1	98,870 to 94,272	13.5 to 12.8

*The Hispanic column includes persons of Hispanic Origin of all races.
 ** The Census Bureau tabulated and reported 2 race categories that are combined in this report: "Asian" and "Native Hawaiian & Other Pacific Islander".
 Percentages are a percent of total Population.
 Source: U.S. Bureau of the Census Census 2020

DOJ Definitions:
 Black = Non-Hispanic Black or African American + Non-Hispanic Black or African American and White
 Asian and Hawaiian = Non-Hispanic Asian + Non-Hispanic Asian and White + Non-Hispanic Native Hawaiian + Non-Hispanic Native Hawaiian and White
 Hispanic = Hispanic of Any Race
 Indian = Non-Hispanic American Indian and Alaska Native + Non-Hispanic American Indian and Alaska Native and White
 Other = Non-Hispanic Some Other Race + Non-Hispanic Some Other Race and White
 + Non-Hispanic Other Multi-Race (where more than one minority race is listed)

**Plan Comparison
 Racial Composition and Hispanic Population 2 (Voting Age Population)**

District	Total 18+ Pop.	Non-Hispanic Black 18+								Non-Hispanic American Indian 18+					Non-Hispanic Asian, Hawaiian, Other Pacific Islander 18+**					Non-Hispanic Other 18+					2 or more Races 18+		Hispanic Origin 18+											
		Single	AP	Single		DOJ	%	Single	AP	Single		DOJ	%	Single	AP	Single		DOJ	%	Single	AP	Single		DOJ	%	NH	NH%	His p	%									
				%	AP%					%	AP%					%	AP%					%	AP%							%	AP%							
2012 Congressional M5_Patriot for KLRD TR	1	533,304	16,615	to	20,051	3.1	to	3.8	18,968	3.6	2,274	to	10,947	.4	to	2.1	10,134	1.9	9,203	to	12,201	1.7	to	2.3	10,944	2.1	1,711	to	5,368	.3	to	1.0	5,067	1.0	16,943	3.2	77,086	14.5
M5_Patriot for KLRD TR	1	555,800	14,026	to	17,311	2.5	to	3.1	16,279	2.9	2,976	to	12,875	.5	to	2.3	12,051	2.2	6,904	to	9,465	1.2	to	1.7	8,264	1.5	1,542	to	5,444	.3	to	1.0	5,139	.9	17,854	3.2	78,261	14.1
2012 Congressional M5_Patriot for KLRD TR	2	550,432	24,692	to	30,058	4.5	to	5.5	28,275	5.1	7,939	to	23,080	1.4	to	4.2	21,510	3.9	8,784	to	11,793	1.6	to	2.1	10,926	2.0	1,525	to	5,985	.3	to	1.1	5,646	1.0	25,638	4.7	32,969	6.0
M5_Patriot for KLRD TR	2	558,458	47,290	to	53,090	8.5	to	9.5	50,926	9.1	4,832	to	17,146	.9	to	3.1	15,358	2.8	12,183	to	15,174	2.2	to	2.7	14,210	2.5	1,717	to	5,889	.3	to	1.1	5,485	1.0	22,553	4.0	64,230	11.5
2012 Congressional M5_Patriot for KLRD TR	3	595,079	45,914	to	51,036	7.7	to	8.6	49,173	8.3	1,837	to	12,006	.3	to	2.0	10,554	1.8	30,447	to	34,631	5.1	to	5.8	33,657	5.7	2,032	to	6,932	.3	to	1.2	6,507	1.1	21,978	3.7	70,288	11.8
M5_Patriot for KLRD TR	3	562,510	24,766	to	29,313	4.4	to	5.2	27,890	5.0	3,356	to	13,240	.6	to	2.4	12,138	2.2	29,331	to	33,983	5.2	to	6.0	33,006	5.9	2,022	to	6,779	.4	to	1.2	6,441	1.1	21,887	3.9	40,880	7.3
2012 Congressional M5_Patriot for KLRD TR	4	550,501	35,287	to	41,099	6.4	to	7.5	38,820	7.1	4,945	to	19,213	.9	to	3.5	17,298	3.1	19,519	to	23,101	3.5	to	4.2	21,927	4.0	1,710	to	5,791	.3	to	1.1	5,350	1.0	24,755	4.5	61,243	11.1
M5_Patriot for KLRD TR	4	552,548	36,426	to	42,530	6.6	to	7.7	40,141	7.3	5,831	to	21,985	1.1	to	4.0	19,949	3.6	19,535	to	23,104	3.5	to	4.2	21,974	4.0	1,697	to	5,964	.3	to	1.1	5,505	1.0	27,020	4.9	58,215	10.5

*The Hispanic column includes persons of Hispanic Origin of all races.
 ** The Census Bureau tabulated and reported 2 race categories that are combined in this report: "Asian" and "Native Hawaiian & Other Pacific Islander".
 Percentages are a percent of total Population.
 Source: U.S. Bureau of the Census Census 2020

DOJ Definitions:
 Black = Non-Hispanic Black or African American + Non-Hispanic Black or African American and White
 Asian and Hawaiian = Non-Hispanic Asian + Non-Hispanic Asian and White + Non-Hispanic Native Hawaiian + Non-Hispanic Native Hawaiian and White
 Hispanic = Hispanic of Any Race
 Indian = Non-Hispanic American Indian and Alaska Native + Non-Hispanic American Indian and Alaska Native and White
 Other = Non-Hispanic Some Other Race + Non-Hispanic Some Other Race and White
 + Non-Hispanic Other Multi-Race (where more than one minority race is listed)

User: Representative Garber

Plan Name: M5_Patriot for KLRD TR

Plan Type: Congressional

Measures of Compactness Report

Monday, January 24, 2022

4:01 PM

	Reock
Sum	N/A
Min	0.31
Max	0.51
Mean	0.43
Std. Dev.	0.09

District	Reock
1	0.51
2	0.44
3	0.47
4	0.31

Measures of Compactness Summary

Reock The measure is always between 0 and 1, with 1 being the most compact.

M5_Patriot for KLRD TR District 1 is composed of:

596,589 (81.2 %), from district 1 in 2012 Congressional

5,790 (.8 %), from district 2 in 2012 Congressional

132,091 (18.0 %), from district 4 in 2012 Congressional

M5_Patriot for KLRD TR New District 1 Total is 734,470**M5_Patriot for KLRD TR District 2 is composed of:**

104,184 (14.2 %), from district 1 in 2012 Congressional

453,376 (61.7 %), from district 2 in 2012 Congressional

176,910 (24.1 %), from district 3 in 2012 Congressional

M5_Patriot for KLRD TR New District 2 Total is 734,470**M5_Patriot for KLRD TR District 3 is composed of:**

119,094 (16.2 %), from district 2 in 2012 Congressional

615,376 (83.8 %), from district 3 in 2012 Congressional

M5_Patriot for KLRD TR New District 3 Total is 734,470**M5_Patriot for KLRD TR District 4 is composed of:**

134,747 (18.3 %), from district 2 in 2012 Congressional

599,723 (81.7 %), from district 4 in 2012 Congressional

M5_Patriot for KLRD TR New District 4 Total is 734,470

*The Hispanic column includes persons of Hispanic Origin of all races.

** The Census Bureau tabulated and reported 2 race categories that are combined in this report: "Asian" and "Native Hawaiian & Other Pacific Islander".

Percentages are a percent of total Population.

Source: Secretary of State

NGrey

Congressional

4:23:37 PM, 1/24/2022

M5_Patriot for KLRD TR District 1 is composed of:

450,528 (81.1 %), from district 1 in 2012 Congressional
4,382 (.8 %), from district 2 in 2012 Congressional
100,890 (18.2 %), from district 4 in 2012 Congressional

M5_Patriot for KLRD TR New District 1 Total is 555,800

M5_Patriot for KLRD TR District 2 is composed of:

82,776 (14.8 %), from district 1 in 2012 Congressional
346,555 (62.1 %), from district 2 in 2012 Congressional
129,127 (23.1 %), from district 3 in 2012 Congressional

M5_Patriot for KLRD TR New District 2 Total is 558,458

M5_Patriot for KLRD TR District 3 is composed of:

96,558 (17.2 %), from district 2 in 2012 Congressional
465,952 (82.8 %), from district 3 in 2012 Congressional

M5_Patriot for KLRD TR New District 3 Total is 562,510

M5_Patriot for KLRD TR District 4 is composed of:

102,937 (18.6 %), from district 2 in 2012 Congressional
449,611 (81.4 %), from district 4 in 2012 Congressional

M5_Patriot for KLRD TR New District 4 Total is 552,548

*The Hispanic column includes persons of Hispanic Origin of all races.

** The Census Bureau tabulated and reported 2 race categories that are combined in this report: "Asian" and "Native Hawaiian & Other Pacific Islander".

Percentages are a percent of total Population.

Source: Secretary of State

NGrey

Congressional

4:26:36 PM, 1/24/2022

	Hispanic *	Non-Hispanic Black DOJ
M5_Patriot for KLRD TR District 1 is composed of:		
596,589 (81.2 %), from district 1 in 2012 Congressional	111,758 15.2 %	21,072 2.9 %
5,790 (.8 %), from district 2 in 2012 Congressional	93 .0 %	22 .0 %
132,091 (18.0 %), from district 4 in 2012 Congressional	12,354 1.7 %	3,049 .4 %
M5_Patriot for KLRD TR New District 1 Total is 734,470	124,205 16.9 %	24,143 3.3 %
M5_Patriot for KLRD TR District 2 is composed of:		
104,184 (14.2 %), from district 1 in 2012 Congressional	9,216 1.3 %	6,243 .9 %
453,376 (61.7 %), from district 2 in 2012 Congressional	35,915 4.9 %	29,506 4.0 %
176,910 (24.1 %), from district 3 in 2012 Congressional	56,085 7.6 %	36,249 4.9 %
M5_Patriot for KLRD TR New District 2 Total is 734,470	101,216 13.8 %	71,998 9.8 %
M5_Patriot for KLRD TR District 3 is composed of:		
119,094 (16.2 %), from district 2 in 2012 Congressional	8,298 1.1 %	6,893 .9 %
615,376 (83.8 %), from district 3 in 2012 Congressional	54,612 7.4 %	34,308 4.7 %
M5_Patriot for KLRD TR New District 3 Total is 734,470	62,910 8.6 %	41,201 5.6 %
M5_Patriot for KLRD TR District 4 is composed of:		
134,747 (18.3 %), from district 2 in 2012 Congressional	7,756 1.1 %	5,192 .7 %
599,723 (81.7 %), from district 4 in 2012 Congressional	86,516 11.8 %	54,797 7.5 %
M5_Patriot for KLRD TR New District 4 Total is 734,470	94,272 12.8 %	59,989 8.2 %

*The Hispanic column includes persons of Hispanic Origin of all races.
 Percentages are a percent of total Population.
 Source: Secretary of State

	<u>18+ Hispanic *</u>	<u>18+ Non-Hispanic Black DOJ</u>
M5_Patriot for KLRD TR District 1 is composed of:		
450,528 (81.1 %), from district 1 in 2012 Congressional	70,543 12.7 %	14,345 2.6 %
4,382 (.8 %), from district 2 in 2012 Congressional	52 .0 %	7 .0 %
100,890 (18.2 %), from district 4 in 2012 Congressional	7,666 1.4 %	1,927 .3 %
M5_Patriot for KLRD TR New District 1 Total is 555,800	78,261 14.1 %	16,279 2.9 %
M5_Patriot for KLRD TR District 2 is composed of:		
82,776 (14.8 %), from district 1 in 2012 Congressional	6,543 1.2 %	4,623 .8 %
346,555 (62.1 %), from district 2 in 2012 Congressional	22,380 4.0 %	20,074 3.6 %
129,127 (23.1 %), from district 3 in 2012 Congressional	35,307 6.3 %	26,229 4.7 %
M5_Patriot for KLRD TR New District 2 Total is 558,458	64,230 11.5 %	50,926 9.1 %
M5_Patriot for KLRD TR District 3 is composed of:		
96,558 (17.2 %), from district 2 in 2012 Congressional	5,899 1.0 %	4,946 .9 %
465,952 (82.8 %), from district 3 in 2012 Congressional	34,981 6.2 %	22,944 4.1 %
M5_Patriot for KLRD TR New District 3 Total is 562,510	40,880 7.3 %	27,890 5.0 %
M5_Patriot for KLRD TR District 4 is composed of:		
102,937 (18.6 %), from district 2 in 2012 Congressional	4,638 .8 %	3,248 .6 %
449,611 (81.4 %), from district 4 in 2012 Congressional	53,577 9.7 %	36,893 6.7 %
M5_Patriot for KLRD TR New District 4 Total is 552,548	58,215 10.5 %	40,141 7.3 %

*The Hispanic column includes persons of Hispanic Origin of all races.
 Percentages are a percent of total Population.
 Source: Secretary of State

Place Assignment Report for M5_Patriot for KLRD TR
--

	2020 Population	2020 Population	2020 Population	2020 Population
Abbyville (2000100)				
District: 1	83			
Abilene (2000125)				
District: 1	6,460			
Ada (2000225)				
District: 1	86			
Admire (2000325)				
District: 1	130			
Agenda (2000475)				
District: 1	47			
Agra (2000550)				
District: 1	208			
Albert (2000825)				
District: 1	132			
Alden (2000950)				
District: 1	122			
Alexander (2001050)				
District: 1	54			
Allen (2001275)				
District: 1	160			
Alma (2001350)				
District: 2	802			
Almena (2001425)				
District: 1	363			
Altamont (2001550)				
District: 4	1,061			
Alta Vista (2001575)				
District: 2	409			
Alton (2001600)				
District: 1	100			
Altoona (2001625)				
District: 4	354			
Americus (2001675)				
District: 1	776			
Ames (2001725)				
District: 1	33			
Andale (2001775)				
District: 4	941			
Andover (2001800)				
District: 4	14,892			
Anthony (2001975)				
District: 1	2,108			
Arcadia (2002175)				
District: 4	254			
Argonia (2002250)				
District: 1	456			

Place Assignment Report for M5_Patriot for KLRD TR
--

2020 Population	2020 Population	2020 Population	2020 Population
Arkansas City (2002300)			
District: 1	11,974		
Arlington (2002325)			
District: 1	435		
Arma (2002375)			
District: 4	1,407		
Asherville (2002600)			
District: 1	19		
Ashland (2002675)			
District: 1	783		
Assaria (2002850)			
District: 1	428		
Atchison (2002900)			
District: 2	10,885		
Athol (2003025)			
District: 1	41		
Atlanta (2003050)			
District: 1	168		
Attica (2003100)			
District: 1	516		
Atwood (2003150)			
District: 1	1,290		
Auburn (2003250)			
District: 2	1,273		
Augusta (2003300)			
District: 4	9,256		
Aurora (2003425)			
District: 1	56		
Axtell (2003600)			
District: 1	399		
Baileyville (2003675)			
District: 2	182		
Bala (2003800)			
District: 2	29		
Baldwin City (2003900)			
District: 3	4,826		
Barnard (2004225)			
District: 1	64		
Barnes (2004250)			
District: 1	165		
Bartlett (2004350)			
District: 4	69		
Basehor (2004400)			
District: 2	6,896		
Bassett (2004450)			
District: 2	20		

Place Assignment Report for M5_Patriot for KLRD TR
--

	2020 Population	2020 Population	2020 Population	2020 Population
Bavaria (2004575)				
District: 1	60			
Baxter Springs (2004625)				
District: 4	3,888			
Bazine (2004775)				
District: 1	282			
Beattie (2004900)				
District: 1	197			
Beaumont (2004925)				
District: 4	36			
Beaver (2004950)				
District: 1	52			
Bel Aire (2005337)				
District: 4	8,262			
Belle Plaine (2005500)				
District: 1	1,467			
Belleville (2005600)				
District: 1	2,007			
Beloit (2005775)				
District: 1	3,404			
Belpre (2005825)				
District: 1	97			
Belvue (2005925)				
District: 2	177			
Bendena (2005975)				
District: 2	117			
Benedict (2006000)				
District: 4	69			
Bennington (2006075)				
District: 1	622			
Bentley (2006125)				
District: 4	560			
Benton (2006175)				
District: 4	943			
Bern (2006275)				
District: 2	161			
Beverly (2006500)				
District: 1	135			
Big Bow (2006575)				
District: 1	32			
Bird City (2006825)				
District: 1	437			
Bison (2006950)				
District: 1	179			
Blue Mound (2007600)				
District: 2	219			

Place Assignment Report for M5_Patriot for KLRD TR
--

2020 Population	2020 Population	2020 Population	2020 Population
Blue Rapids (2007650)			
District: 1	928		
Bluff City (2007775)			
District: 1	45		
Bogue (2007825)			
District: 1	155		
Bonner Springs (2007975)			
District: 2	7,837	District: 3	0
Bremen (2008300)			
District: 1	51		
Brewster (2008425)			
District: 1	291		
Bridgeport (2008450)			
District: 1	64		
Bronson (2008475)			
District: 2	304		
Brookville (2008575)			
District: 1	247		
Brownell (2008675)			
District: 1	23		
Bucklin (2009000)			
District: 1	727		
Bucyrus (2009050)			
District: 3	171		
Buffalo (2009150)			
District: 4	217		
Buhler (2009200)			
District: 1	1,325		
Bunker Hill (2009225)			
District: 1	103		
Burden (2009250)			
District: 1	512		
Burdett (2009275)			
District: 1	228		
Burdick (2009300)			
District: 1	62		
Burlingame (2009350)			
District: 2	971		
Burlington (2009400)			
District: 2	2,634		
Burns (2009450)			
District: 1	234		
Burr Oak (2009525)			
District: 1	140		
Burton (2009575)			
District: 1	861		

Place Assignment Report for M5_Patriot for KLRD TR
--

	2020 Population	2020 Population	2020 Population	2020 Population
Bushong (2009675)				
District: 1	27			
Bushton (2009700)				
District: 1	203			
Byers (2009800)				
District: 1	38			
Caldwell (2009900)				
District: 1	1,025			
Cambridge (2010125)				
District: 1	92			
Caney (2010375)				
District: 4	1,788			
Canton (2010475)				
District: 1	685			
Carbondale (2010600)				
District: 2	1,352			
Carlton (2010675)				
District: 1	40			
Cassoday (2010925)				
District: 4	113			
Catharine (2011025)				
District: 1	113			
Cawker City (2011175)				
District: 1	457			
Cedar (2011325)				
District: 1	11			
Cedar Point (2011425)				
District: 1	22			
Cedar Vale (2011450)				
District: 1	476			
Centerville (2012325)				
District: 2	78			
Centralia (2012425)				
District: 2	485			
Centropolis (2012450)				
District: 2	100			
Chanute (2012500)				
District: 4	8,722			
Chapman (2012550)				
District: 1	1,377			
Chase (2012650)				
District: 1	396			
Chautauqua (2012675)				
District: 1	108			
Cheney (2012775)				
District: 4	2,181			

Place Assignment Report for M5_Patriot for KLRD TR
--

	2020 Population	2020 Population	2020 Population	2020 Population
Cherokee (2012825)				
District: 4	590			
Cherryvale (2012925)				
District: 4	2,192			
Chetopa (2012950)				
District: 4	929			
Chicopee (2013100)				
District: 4	422			
Cimarron (2013275)				
District: 1	1,981			
Circleville (2013375)				
District: 2	153			
Clafin (2013425)				
District: 1	562			
Clay Center (2013625)				
District: 1	4,199			
Clayton (2013675)				
District: 1	44			
Clearwater (2013925)				
District: 4	2,653			
Clifton (2014200)				
District: 1	454			
Climax (2014275)				
District: 4	45			
Clyde (2014475)				
District: 1	694			
Coats (2014525)				
District: 1	68			
Codell (2014575)				
District: 1	49			
Coffeyville (2014600)				
District: 4	8,826			
Colby (2014650)				
District: 1	5,570			
Coldwater (2014700)				
District: 1	687			
Collyer (2014900)				
District: 1	97			
Colony (2014950)				
District: 2	381			
Columbus (2015075)				
District: 4	2,929			
Colwich (2015100)				
District: 4	1,455			
Concordia (2015200)				
District: 1	5,111			

Place Assignment Report for M5_Patriot for KLRD TR
--

2020 Population	2020 Population	2020 Population	2020 Population
Conway Springs (2015325)			
District: 1	1,086		
Coolidge (2015400)			
District: 1	80		
Copeland (2015475)			
District: 1	251		
Corning (2015725)			
District: 2	212		
Cottonwood Falls (2015900)			
District: 1	851		
Council Grove (2015925)			
District: 1	2,140		
Courtland (2016025)			
District: 1	294		
Coyville (2016150)			
District: 4	60		
Crestline (2016325)			
District: 4	116		
Croweburg (2016475)			
District: 4	92		
Cuba (2016625)			
District: 1	140		
Cullison (2016675)			
District: 1	83		
Culver (2016700)			
District: 1	114		
Cunningham (2016775)			
District: 1	444		
Damar (2016975)			
District: 1	112		
Danville (2017000)			
District: 1	29		
Dearing (2017150)			
District: 4	382		
Deerfield (2017225)			
District: 1	711		
Delia (2017525)			
District: 2	151		
Delphos (2017600)			
District: 1	302		
Denison (2017625)			
District: 2	146		
Dennis (2017675)			
District: 4	152		
Denton (2017750)			
District: 2	130		

Place Assignment Report for M5_Patriot for KLRD TR
--

	2020 Population	2020 Population	2020 Population	2020 Population
Derby (2017800)				
District: 4	25,625			
De Soto (2017850)				
District: 2	0	District: 3	6,118	
Detroit (2017875)				
District: 1	102			
Devon (2017900)				
District: 2	71			
Dexter (2017925)				
District: 1	224			
Dighton (2018050)				
District: 1	960			
Dodge City (2018250)				
District: 1	27,788			
Dorrance (2018325)				
District: 1	146			
Douglass (2018400)				
District: 4	1,555			
Downs (2018500)				
District: 1	800			
Dresden (2018600)				
District: 1	43			
Dunlap (2018950)				
District: 1	27			
Durham (2019050)				
District: 1	89			
Dwight (2019125)				
District: 1	217			
Earlton (2019275)				
District: 4	60			
Eastborough (2019300)				
District: 4	756			
Easton (2019600)				
District: 2	213			
Eastshore (2019700)				
District: 1	92			
Edgerton (2019825)				
District: 3	1,748			
Edmond (2019875)				
District: 1	28			
Edna (2019900)				
District: 4	388			
Edson (2019925)				
District: 1	17			
Edwardsville (2020000)				
District: 2	4,717			

Place Assignment Report for M5_Patriot for KLRD TR
--

2020 Population	2020 Population	2020 Population	2020 Population
Effingham (2020025)			
District: 2	495		
Elbing (2020050)			
District: 4	226		
El Dorado (2020075)			
District: 4	12,870		
Elgin (2020125)			
District: 1	60		
Elk City (2020250)			
District: 4	260		
Elk Falls (2020300)			
District: 4	113		
Elkhart (2020350)			
District: 1	1,888		
Ellinwood (2020425)			
District: 1	2,011		
Ellis (2020450)			
District: 1	1,958		
Ellsworth (2020500)			
District: 1	3,066		
Elmdale (2020675)			
District: 1	40		
Elsmore (2020875)			
District: 2	50		
Elwood (2020950)			
District: 2	1,125		
Elyria (2020975)			
District: 1	120		
Emmett (2021100)			
District: 2	170		
Emporia (2021275)			
District: 1	24,139		
Englewood (2021350)			
District: 1	58		
Ensign (2021400)			
District: 1	166		
Enterprise (2021425)			
District: 1	708		
Erie (2021500)			
District: 4	1,047		
Esbon (2021600)			
District: 1	69		
Eskridge (2021650)			
District: 2	439		
Eudora (2021675)			
District: 3	6,408		

Place Assignment Report for M5_Patriot for KLRD TR

	2020 Population	2020 Population	2020 Population	2020 Population
Eureka (2021800)				
District: 4	2,332			
Everest (2022025)				
District: 2	265			
Fairview (2022425)				
District: 2	240			
Fairway (2022700)				
District: 3	4,170			
Fall River (2022775)				
District: 4	131			
Falun (2022900)				
District: 1	83			
Farlington (2023050)				
District: 4	68			
Florence (2023600)				
District: 1	394			
Fontana (2023650)				
District: 2	210			
Ford (2023725)				
District: 1	203			
Formoso (2023825)				
District: 1	94			
Fort Dodge (2023890)				
District: 1	97			
Fort Riley (2023975)				
District: 1	965	District: 2	8,265	
Fort Scott (2024000)				
District: 2	7,552			
Fowler (2024175)				
District: 1	534			
Frankfort (2024275)				
District: 1	730			
Franklin (2024325)				
District: 4	473			
Frederick (2024550)				
District: 1	8			
Fredonia (2024575)				
District: 4	2,151			
Frontenac (2024850)				
District: 4	3,382			
Fulton (2024925)				
District: 2	165			
Furley (2024975)				
District: 4	39			
Galatia (2025050)				
District: 1	45			

Place Assignment Report for M5_Patriot for KLRD TR
--

	2020 Population	2020 Population	2020 Population	2020 Population
Galena (2025100)				
District: 4	2,761			
Galesburg (2025150)				
District: 4	149			
Galva (2025200)				
District: 1	834			
Garden City (2025325)				
District: 1	28,151			
Garden Plain (2025375)				
District: 4	948			
Gardner (2025425)				
District: 3	23,287			
Garfield (2025750)				
District: 1	151			
Garland (2025900)				
District: 2	31			
Garnett (2025925)				
District: 2	3,242			
Gas (2025975)				
District: 2	475			
Gaylord (2026000)				
District: 1	87			
Gem (2026050)				
District: 1	98			
Geneseo (2026075)				
District: 1	236			
Geuda Springs (2026200)				
District: 1	158			
Girard (2026300)				
District: 4	2,496			
Glade (2026325)				
District: 1	52			
Glasco (2026375)				
District: 1	441			
Glen Elder (2026500)				
District: 1	362			
Goddard (2026725)				
District: 4	5,084			
Goessel (2026750)				
District: 1	556			
Goff (2026775)				
District: 2	106			
Goodland (2026875)				
District: 1	4,465			
Gorham (2027000)				
District: 1	376			

Place Assignment Report for M5_Patriot for KLRD TR
--

	2020 Population	2020 Population	2020 Population	2020 Population
Gove City (2027125)				
District: 1	80			
Grainfield (2027200)				
District: 1	322			
Grandview Plaza (2027425)				
District: 1	1,697			
Grantville (2028200)				
District: 2	182			
Great Bend (2028300)				
District: 1	14,733			
Greeley (2028350)				
District: 2	273			
(2028412)				
District: 1	410			
Green (2028425)				
District: 1	95			
Greenleaf (2028625)				
District: 1	350			
Greensburg (2028675)				
District: 1	740			
Greenwich (2028700)				
District: 4	64			
Grenola (2028800)				
District: 4	151			
Gridley (2028850)				
District: 1	313			
Grinnell (2028900)				
District: 1	260			
Gypsum (2029250)				
District: 1	400			
Haddam (2029400)				
District: 1	110			
Hallowell (2029550)				
District: 4	101			
Halstead (2029600)				
District: 1	2,179			
Hamilton (2029675)				
District: 4	182			
Hamlin (2029700)				
District: 2	25			
Hanover (2029875)				
District: 1	690			
Hanston (2029925)				
District: 1	259			
Hardtner (2030000)				
District: 1	167			

Place Assignment Report for M5_Patriot for KLRD TR

	2020 Population	2020 Population	2020 Population	2020 Population
Harper (2030175)				
District: 1	1,313			
Harris (2030250)				
District: 2	47			
Hartford (2030475)				
District: 1	355			
Harveyville (2030575)				
District: 2	178			
Havana (2030700)				
District: 4	84			
Haven (2030725)				
District: 1	1,170			
Havensville (2030775)				
District: 2	119			
Haviland (2030825)				
District: 1	678			
Hays (2031100)				
District: 1	21,116			
Haysville (2031125)				
District: 4	11,262			
Hazelton (2031150)				
District: 1	82			
Healy (2031200)				
District: 1	195			
Hepler (2031375)				
District: 4	90			
Herington (2031400)				
District: 1	2,109			
Herkimer (2031425)				
District: 1	54			
Herndon (2031475)				
District: 1	119			
Hesston (2031600)				
District: 1	3,505			
Hiawatha (2031675)				
District: 2	3,280			
Highland (2031850)				
District: 2	903			
Hill City (2032175)				
District: 1	1,403			
Hillsboro (2032275)				
District: 1	2,732			
Hillsdale (2032300)				
District: 2	247			
Hoisington (2032550)				
District: 1	2,699			

Place Assignment Report for M5_Patriot for KLRD TR

	2020 Population	2020 Population	2020 Population	2020 Population
Holcomb (2032575)				
District: 1	2,245			
Hollenberg (2032650)				
District: 1	10			
Holton (2032825)				
District: 2	3,401			
Holyrood (2032850)				
District: 1	403			
Home (2032875)				
District: 1	154			
Hope (2033075)				
District: 1	317			
Horace (2033150)				
District: 1	102			
Horton (2033200)				
District: 2	1,523			
Howard (2033250)				
District: 4	570			
Hoxie (2033350)				
District: 1	1,211			
Hoyt (2033375)				
District: 2	593			
Hudson (2033400)				
District: 1	95			
Hugoton (2033425)				
District: 1	3,747			
Humboldt (2033450)				
District: 2	1,847			
Hunnewell (2033500)				
District: 1	44			
Hunter (2033525)				
District: 1	51			
Huron (2033575)				
District: 2	74			
Hutchinson (2033625)				
District: 1	40,006			
Idana (2033700)				
District: 1	54			
Independence (2033875)				
District: 4	8,548			
Ingalls (2034225)				
District: 1	252			
Inman (2034275)				
District: 1	1,341			
Iola (2034300)				
District: 2	5,396			

Place Assignment Report for M5_Patriot for KLRD TR
--

	2020 Population	2020 Population	2020 Population	2020 Population
Ionias (2034350)				
District: 1	17			
Isabel (2034550)				
District: 1	68			
Iuka (2034625)				
District: 1	151			
Jamestown (2034975)				
District: 1	237			
Jennings (2035375)				
District: 1	81			
Jetmore (2035450)				
District: 1	770			
Jewell (2035475)				
District: 1	370			
Johnson City (2035600)				
District: 1	1,464			
Junction City (2035750)				
District: 1	22,932			
Kanopolis (2035950)				
District: 1	443			
Kanorado (2035975)				
District: 1	153			
Kansas City (2036000)				
District: 2	156,607			
Keats (2036200)				
District: 2	96			
Kechi (2036225)				
District: 4	2,217			
Kelly (2036375)				
District: 2	27			
Kensington (2036550)				
District: 1	399			
Kickapoo Site 1 (2036735)				
District: 2	110			
Kickapoo Site 2 (2036736)				
District: 2	27			
Kickapoo Site 5 (2036739)				
District: 2	59			
Kickapoo Site 6 (2036740)				
District: 2	13			
Kickapoo Site 7 (2036741)				
District: 2	104			
Kickapoo Tribal Center (2036744)				
District: 2	177			

Place Assignment Report for M5_Patriot for KLRD TR

	2020 Population	2020 Population	2020 Population	2020 Population
Kincaid (2036875)				
District: 2	103			
Kingman (2036950)				
District: 1	3,105			
Kinsley (2037075)				
District: 1	1,456			
Kiowa (2037125)				
District: 1	902			
Kipp (2037200)				
District: 1	60			
Kirwin (2037275)				
District: 1	139			
Kismet (2037325)				
District: 1	340			
Labette (2037375)				
District: 4	50			
La Crosse (2037500)				
District: 1	1,266			
La Cygne (2037575)				
District: 2	1,050			
Lafontaine (2037675)				
District: 4	58			
La Harpe (2037725)				
District: 2	480			
Lake City (2037875)				
District: 1	47			
Lake Quivira (2037975)				
District: 2	53	District: 3	961	
Lakin (2038175)				
District: 1	2,205			
Lancaster (2038325)				
District: 2	246			
Lane (2038400)				
District: 2	241			
Langdon (2038500)				
District: 1	39			
Lansing (2038650)				
District: 2	11,239			
Larned (2038700)				
District: 1	3,769			
Latham (2038775)				
District: 4	96			
Latimer (2038800)				
District: 1	31			
Lawrence (2038900)				
District: 3	94,934			

Place Assignment Report for M5_Patriot for KLRD TR
--

	2020 Population	2020 Population	2020 Population	2020 Population
Leavenworth (2039000)				
District: 2	37,351			
Leawood (2039075)				
District: 3	33,902			
Lebanon (2039100)				
District: 1	178			
Lebo (2039125)				
District: 2	885			
Lecompton (2039150)				
District: 3	588			
Lehigh (2039225)				
District: 1	161			
Lenexa (2039350)				
District: 3	57,434			
Lenora (2039400)				
District: 1	207			
Leon (2039450)				
District: 4	669			
Leona (2039475)				
District: 2	41			
Leonardville (2039500)				
District: 2	432			
Leoti (2039550)				
District: 1	1,475			
LeRoy (2039650)				
District: 2	451			
Levant (2039700)				
District: 1	68			
Lewis (2039725)				
District: 1	400			
Liberal (2039825)				
District: 1	19,825			
Liberty (2040250)				
District: 4	99			
Liebenthal (2040400)				
District: 1	92			
Lincoln Center (2041300)				
District: 1	1,171			
Lincolnvile (2041325)				
District: 1	168			
Lindsborg (2041375)				
District: 1	3,776			
Linn (2041425)				
District: 1	387			
Linn Valley (2041465)				
District: 2	956			

Place Assignment Report for M5_Patriot for KLRD TR
--

	2020 Population	2020 Population	2020 Population	2020 Population
Linwood (2041475)				
District: 2	415			
Little River (2041575)				
District: 1	472			
Logan (2042100)				
District: 1	460			
Lone Elm (2042425)				
District: 2	27			
Longford (2042575)				
District: 1	73			
Long Island (2042600)				
District: 1	137			
Longton (2042650)				
District: 4	288			
Lorraine (2042800)				
District: 1	137			
Lost Springs (2042825)				
District: 1	55			
Louisburg (2042875)				
District: 2	4,969			
Louisville (2042925)				
District: 2	131			
Lowell (2043050)				
District: 4	244			
Lucas (2043150)				
District: 1	332			
Ludell (2043175)				
District: 1	41			
Luray (2043250)				
District: 1	166			
Lyndon (2043350)				
District: 2	1,037			
Lyons (2043525)				
District: 1	3,611			
McConnell AFB (2043675)				
District: 4	1,636			
McCracken (2043700)				
District: 1	152			
McCune (2043725)				
District: 4	370			
McDonald (2043750)				
District: 1	113			
McFarland (2043775)				
District: 2	272			
Macksville (2043850)				
District: 1	471			

Place Assignment Report for M5_Patriot for KLRD TR
--

	2020 Population	2020 Population	2020 Population	2020 Population
McLouth (2043900)				
District: 2	859			
McPherson (2043950)				
District: 1	14,082			
Madison (2044050)				
District: 4	689			
Mahaska (2044150)				
District: 1	46			
Maize (2044200)				
District: 4	5,735			
Manchester (2044225)				
District: 1	47			
Manhattan (2044250)				
District: 2	54,100			
Mankato (2044300)				
District: 1	836			
Manter (2044375)				
District: 1	132			
Maple Hill (2044500)				
District: 2	631			
Mapleton (2044550)				
District: 2	96			
Marienthal (2044600)				
District: 1	64			
Marion (2044750)				
District: 1	1,922			
Marquette (2044925)				
District: 1	599			
Marysville (2045050)				
District: 1	3,447			
Matfield Green (2045150)				
District: 1	49			
Mayetta (2045250)				
District: 2	348			
Mayfield (2045275)				
District: 1	75			
Meade (2045325)				
District: 1	1,505			
Medicine Lodge (2045500)				
District: 1	1,781			
Melvern (2045700)				
District: 2	356			
Menlo (2045750)				
District: 1	33			
Mentor (2045875)				
District: 1	101			

Place Assignment Report for M5_Patriot for KLRD TR

	2020 Population	2020 Population	2020 Population	2020 Population
Meriden (2045950)				
District: 2	744			
Merriam (2046000)				
District: 3	11,098			
Milan (2046450)				
District: 1	56			
Mildred (2046500)				
District: 2	25			
Milford (2046525)				
District: 1	408			
Milton (2046925)				
District: 1	155			
Miltonvale (2046950)				
District: 1	440			
Minneapolis (2047075)				
District: 1	1,946			
Minneola (2047150)				
District: 1	738			
Mission (2047225)				
District: 3	9,954			
Mission Hills (2047350)				
District: 3	3,594			
Mission Woods (2047425)				
District: 3	203			
Moline (2047600)				
District: 4	345			
Montezuma (2047875)				
District: 1	975			
Mont Ida (2047975)				
District: 2	23			
Monument (2048025)				
District: 1	56			
Moran (2048125)				
District: 2	466			
Morganville (2048225)				
District: 1	180			
Morland (2048275)				
District: 1	115			
Morrill (2048300)				
District: 2	218			
Morrowville (2048450)				
District: 1	114			
Moscow (2048600)				
District: 1	272			
Mound City (2048750)				
District: 2	647			

Place Assignment Report for M5_Patriot for KLRD TR
--

2020 Population	2020 Population	2020 Population	2020 Population
Moundridge (2048800)			
District: 1	1,974		
Mound Valley (2048825)			
District: 4	348		
Mount Hope (2048900)			
District: 4	806		
Mulberry (2049025)			
District: 4	409		
Mullinville (2049075)			
District: 1	197		
Mulvane (2049100)			
District: 1	922	District: 4	5,364
Munden (2049150)			
District: 1	96		
Munjor (2049200)			
District: 1	232		
Murdock (2049250)			
District: 1	37		
Muscotah (2049325)			
District: 2	155		
Narka (2049350)			
District: 1	81		
Nashville (2049400)			
District: 1	54		
Natoma (2049425)			
District: 1	302		
Navarre (2049525)			
District: 1	52		
Neal (2049550)			
District: 4	37		
Neodesha (2049650)			
District: 4	2,275		
Neosho Falls (2049825)			
District: 2	134		
Neosho Rapids (2049875)			
District: 1	229		
Ness City (2049925)			
District: 1	1,329		
Netawaka (2049950)			
District: 2	139		
New Albany (2050150)			
District: 4	57		
Newbury (2050250)			
District: 2	78		
New Cambria (2050300)			
District: 1	106		

Place Assignment Report for M5_Patriot for KLRD TR
--

	2020 Population	2020 Population	2020 Population	2020 Population
New Salem (2050425)				
District: 1	58			
New Strawn (2050450)				
District: 2	414			
Newton (2050475)				
District: 1	18,602			
Nickerson (2050525)				
District: 1	1,058			
Nicodemus (2050550)				
District: 1	14			
Niles (2050600)				
District: 1	56			
Niotaze (2050750)				
District: 1	90			
Norcatgur (2050925)				
District: 1	159			
North Newton (2051225)				
District: 1	1,814			
Norton (2051500)				
District: 1	2,747			
Nortonville (2051525)				
District: 2	601			
Norway (2051550)				
District: 1	17			
Norwich (2051600)				
District: 1	444			
Oak Hill (2051700)				
District: 1	24			
Oaklawn-Sunview (2051810)				
District: 4	2,880			
Oakley (2051825)				
District: 1	2,046			
Oberlin (2052000)				
District: 1	1,644			
Odin (2052175)				
District: 1	87			
Offerle (2052200)				
District: 1	179			
Ogallah (2052225)				
District: 1	28			
Ogden (2052275)				
District: 2	1,661			
Oketo (2052525)				
District: 1	64			

Place Assignment Report for M5_Patriot for KLRD TR
--

	2020 Population	2020 Population	2020 Population	2020 Population
Olathe (2052575)				
District: 3	141,290			
Olivet (2052700)				
District: 2	73			
Olmitz (2052750)				
District: 1	90			
Olpe (2052800)				
District: 1	519			
Olsburg (2052825)				
District: 2	218			
Onaga (2052875)				
District: 2	679			
Oneida (2052900)				
District: 2	61			
Opolis (2052925)				
District: 4	104			
Osage City (2053200)				
District: 2	2,861			
Osawatomie (2053225)				
District: 2	4,255			
Osborne (2053325)				
District: 1	1,335			
Oskaloosa (2053375)				
District: 2	1,110			
Oswego (2053450)				
District: 4	1,668			
Otis (2053525)				
District: 1	296			
Ottawa (2053550)				
District: 2	12,625			
Overbrook (2053725)				
District: 2	1,005			
Overland Park (2053775)				
District: 3	197,23			
Oxford (2053850)				
District: 1	1,048			
Ozawie (2053925)				
District: 2	638			
Palco (2054125)				
District: 1	208			
Palmer (2054200)				
District: 1	125			
Paola (2054250)				
District: 2	5,768			

Place Assignment Report for M5_Patriot for KLRD TR

	2020 Population	2020 Population	2020 Population	2020 Population
Paradise (2054325)				
District: 1	35			
Park (2054400)				
District: 1	112			
Park City (2054450)				
District: 4	8,333			
Parker (2054500)				
District: 2	241			
Parkerfield (2054560)				
District: 1	406			
Parkerville (2054575)				
District: 1	46			
Parsons (2054675)				
District: 4	9,600			
Partridge (2054700)				
District: 1	209			
Pawnee Rock (2054875)				
District: 1	193			
Paxico (2054950)				
District: 2	210			
Peabody (2055100)				
District: 1	937			
Peck (2055175)				
District: 1	103	District: 4	59	
Penalosa (2055225)				
District: 1	18			
Perry (2055450)				
District: 2	852			
Peru (2055525)				
District: 1	101			
Phillipsburg (2055675)				
District: 1	2,337			
Piedmont (2055750)				
District: 4	52			
Pierceville (2055775)				
District: 1	98			
Pilsen (2055875)				
District: 1	65			
Piqua (2056000)				
District: 2	90			
Pittsburg (2056025)				
District: 4	20,646			
Plains (2056100)				
District: 1	1,037			
Plainville (2056150)				
District: 1	1,746			

Place Assignment Report for M5_Patriot for KLRD TR
--

	2020 Population	2020 Population	2020 Population	2020 Population
Pleasanton (2056450)				
District: 2	1,208			
Plevna (2056725)				
District: 1	85			
Pomona (2057000)				
District: 2	884			
Portis (2057100)				
District: 1	86			
Potwin (2057300)				
District: 4	421			
Powhattan (2057350)				
District: 2	69			
Prairie View (2057525)				
District: 1	106			
Prairie Village (2057575)				
District: 3	22,957			
Pratt (2057625)				
District: 1	6,603			
Prescott (2057650)				
District: 2	207			
Preston (2057675)				
District: 1	115			
Pretty Prairie (2057700)				
District: 1	660			
Princeton (2057725)				
District: 2	248			
Protection (2057850)				
District: 1	498			
Quenemo (2058100)				
District: 2	288			
Quinter (2058250)				
District: 1	929			
Radium (2058300)				
District: 1	26			
Radley (2058325)				
District: 4	105			
Ramona (2058375)				
District: 1	78			
Randall (2058450)				
District: 1	79			
Randolph (2058475)				
District: 2	159			
Ransom (2058500)				
District: 1	260			
Rantoul (2058525)				
District: 2	165			

Place Assignment Report for M5_Patriot for KLRD TR
--

	2020 Population	2020 Population	2020 Population	2020 Population
Raymond (2058550)				
District: 1	85			
Reading (2058600)				
District: 1	181			
Redfield (2058725)				
District: 2	90			
Republic (2059000)				
District: 1	82			
Reserve (2059050)				
District: 2	67			
Rexford (2059125)				
District: 1	197			
Richfield (2059200)				
District: 1	30			
Richmond (2059675)				
District: 2	459			
Riley (2059875)				
District: 2	938			
Ringo (2059975)				
District: 4	111			
Riverton (2060200)				
District: 4	771			
Robinson (2060325)				
District: 2	183			
Rock (2060400)				
District: 1	94			
Roeland Park (2060825)				
District: 3	6,871			
Rolla (2060900)				
District: 1	384			
Rosalia (2061100)				
District: 4	149			
Rose Hill (2061250)				
District: 4	4,185			
Roseland (2061275)				
District: 4	76			
Rossville (2061400)				
District: 2	1,105			
Roxbury (2061550)				
District: 1	70			
Rozel (2061600)				
District: 1	102			
Rush Center (2061775)				
District: 1	141			
Russell (2061825)				
District: 1	4,401			

Place Assignment Report for M5_Patriot for KLRD TR
--

	2020 Population	2020 Population	2020 Population	2020 Population
Russell Springs (2061875)				
District: 1	26			
Sabetha (2062025)				
District: 2	2,545			
St. Benedict (2062075)				
District: 2	50			
St. Francis (2062175)				
District: 1	1,263			
St. George (2062200)				
District: 2	1,054			
St. John (2062275)				
District: 1	1,228			
St. Marks (2062375)				
District: 4	124			
St. Marys (2062400)				
District: 2	2,759			
St. Paul (2062500)				
District: 4	614			
Salina (2062700)				
District: 1	46,889			
Satanta (2063150)				
District: 1	1,092			
Savonburg (2063200)				
District: 2	74			
Sawyer (2063275)				
District: 1	89			
Scammon (2063325)				
District: 4	376			
Scandia (2063350)				
District: 1	344			
Schoenchen (2063425)				
District: 1	170			
Scott City (2063600)				
District: 1	4,113			
Scottsville (2063650)				
District: 1	26			
Scranton (2063675)				
District: 2	653			
Sedan (2063750)				
District: 1	1,000			
Sedgwick (2063800)				
District: 1	1,409	District: 4	194	
Selden (2063875)				
District: 1	184			
Seneca (2063950)				
District: 2	2,139			

Place Assignment Report for M5_Patriot for KLRD TR
--

	2020 Population	2020 Population	2020 Population	2020 Population
Severance (2064025)				
District: 2	76			
Severy (2064050)				
District: 4	205			
Seward (2064100)				
District: 1	41			
Shallow Water (2064200)				
District: 1	89			
Sharon (2064325)				
District: 1	147			
Sharon Springs (2064375)				
District: 1	751			
Shawnee (2064500)				
District: 3	67,311			
Silverdale (2065550)				
District: 1	61			
Silver Lake (2065600)				
District: 2	1,345			
Simpson (2065650)				
District: 1	82			
Smith Center (2065925)				
District: 1	1,571			
Smolan (2066100)				
District: 1	162			
Soldier (2066175)				
District: 2	102			
Solomon (2066275)				
District: 1	993			
Somerset (2066475)				
District: 2	84	District: 3	6	
South Haven (2066650)				
District: 1	324			
South Hutchinson (2066750)				
District: 1	2,521			
South Mound (2066800)				
District: 4	27			
Spearville (2067125)				
District: 1	791			
Speed (2067175)				
District: 1	37			
Spivey (2067250)				
District: 1	61			
Spring Hill (2067625)				
District: 3	7,952			
Stafford (2067775)				
District: 1	959			

Place Assignment Report for M5_Patriot for KLRD TR
--

	2020 Population	2020 Population	2020 Population	2020 Population
Stark (2068025)				
District: 4	69			
Sterling (2068200)				
District: 1	2,248			
Stockton (2068350)				
District: 1	1,480			
Strong City (2068650)				
District: 1	386			
Stuttgart (2068750)				
District: 1	44			
Sublette (2068775)				
District: 1	1,413			
Summerfield (2068950)				
District: 1	125			
Sun City (2069275)				
District: 1	37			
Susank (2069525)				
District: 1	31			
Sycamore (2069725)				
District: 4	70			
Sylvan Grove (2069775)				
District: 1	291			
Sylvia (2069800)				
District: 1	215			
Syracuse (2069850)				
District: 1	1,826			
Talmage (2069925)				
District: 1	78			
Tampa (2070000)				
District: 1	105			
Tecumseh (2070075)				
District: 2	696			
Tescott (2070250)				
District: 1	265			
Thayer (2070300)				
District: 4	432			
The Highlands (2070357)				
District: 1	349			
Timken (2070625)				
District: 1	38			
Tipton (2070675)				
District: 1	193			
Tonganoxie (2070800)				
District: 2	5,573			

Place Assignment Report for M5_Patriot for KLRD TR

	2020 Population	2020 Population	2020 Population	2020 Population
Topeka (2071000)				
District: 2	126,587			
Toronto (2071050)				
District: 2	206			
Towanda (2071125)				
District: 4	1,447			
Tribune (2071450)				
District: 1	772			
Troy (2071575)				
District: 2	964			
Turon (2071800)				
District: 1	309			
Tyro (2071925)				
District: 4	177			
Udall (2071950)				
District: 1	661			
Ulysses (2071975)				
District: 1	5,788			
Uniontown (2072525)				
District: 2	293			
Urbana (2072600)				
District: 4	30			
Utica (2072650)				
District: 1	99			
Valley Center (2073250)				
District: 4	7,340			
Valley Falls (2073300)				
District: 2	1,092			
Vassar (2073450)				
District: 2	584			
Vermillion (2073525)				
District: 1	76			
Victoria (2073775)				
District: 1	1,129			
Vining (2073950)				
District: 1	43			
Viola (2074025)				
District: 4	115			
Virgil (2074075)				
District: 4	48			
Wabaunsee (2074225)				
District: 2	104			
Wakarusa (2074425)				
District: 2	242			

Place Assignment Report for M5_Patriot for KLRD TR
--

	2020 Population	2020 Population	2020 Population	2020 Population
WaKeeney (2074450)				
District: 1	1,799			
Wakefield (2074525)				
District: 1	858			
Waldo (2074575)				
District: 1	30			
Waldron (2074625)				
District: 1	9			
Wallace (2074750)				
District: 1	41			
Walnut (2074950)				
District: 4	187			
Walton (2075200)				
District: 1	219			
Wamego (2075325)				
District: 2	4,841			
Washington (2075825)				
District: 1	1,071			
Waterville (2075950)				
District: 1	658			
Wathena (2076000)				
District: 2	1,246			
Waverly (2076050)				
District: 2	574			
Wayside (2076175)				
District: 4	19			
Webber (2076250)				
District: 1	30			
Weir (2076350)				
District: 4	569			
Welda (2076425)				
District: 2	149			
Wellington (2076475)				
District: 1	7,715			
Wells (2076550)				
District: 1	45			
Wellsville (2076625)				
District: 2	1,953			
Weskan (2076675)				
District: 1	158			
West Mineral (2077150)				
District: 4	154			
Westmoreland (2077200)				
District: 2	740			
Westphalia (2077250)				
District: 2	128			

Place Assignment Report for M5_Patriot for KLRD TR
--

	2020 Population	2020 Population	2020 Population	2020 Population
Westwood (2077500)				
District: 3	1,750			
Westwood Hills (2077525)				
District: 3	400			
Wetmore (2077550)				
District: 2	348			
Wheaton (2077700)				
District: 2	98			
White City (2077825)				
District: 1	447			
White Cloud (2077850)				
District: 2	115			
Whitewater (2078050)				
District: 4	661			
Whiting (2078100)				
District: 2	191			
Wichita (2079000)				
District: 4	397,532			
Willard (2079250)				
District: 2	74			
Williamsburg (2079300)				
District: 2	390			
Williamstown (2079375)				
District: 2	96			
Willis (2079400)				
District: 2	24			
Willowbrook (2079425)				
District: 1	71			
Wilmore (2079550)				
District: 1	37			
Wilroads Gardens (2079625)				
District: 1	639			
Wilsey (2079650)				
District: 1	139			
Wilson (2079675)				
District: 1	859			
Winchester (2079800)				
District: 2	461			
Windom (2079850)				
District: 1	85			
Winfield (2079950)				
District: 1	11,777			
Winona (2080075)				
District: 1	193			

Place Assignment Report for M5_Patriot for KLRD TR

	2020 Population	2020 Population	2020 Population	2020 Population
Woodbine (2080350)				
District: 1	157			
Woodruff (2080400)				
District: 1	13			
Woodston (2080450)				
District: 1	94			
Wright (2080500)				
District: 1	145			
Yale (2080650)				
District: 4	81			
Yates Center (2080700)				
District: 2	1,352			
Yoder (2080750)				
District: 1	165			
Zeandale (2080875)				
District: 2	62			
Zenda (2080925)				
District: 1	72			
Zurich (2081025)				
District: 1	89			

Place Assignment Report for M5_Patriot for KLRD TR
--

	2020 Voting Age Population	2020 Voting Age Population	2020 Voting Age Population	2020 Voting Age Population
Abbyville (2000100)				
District: 1	75			
Abilene (2000125)				
District: 1	4,970			
Ada (2000225)				
District: 1	65			
Admire (2000325)				
District: 1	100			
Agenda (2000475)				
District: 1	43			
Agra (2000550)				
District: 1	179			
Albert (2000825)				
District: 1	116			
Alden (2000950)				
District: 1	97			
Alexander (2001050)				
District: 1	44			
Allen (2001275)				
District: 1	130			
Alma (2001350)				
District: 2	609			
Almena (2001425)				
District: 1	282			
Altamont (2001550)				
District: 4	783			
Alta Vista (2001575)				
District: 2	313			
Alton (2001600)				
District: 1	72			
Altoona (2001625)				
District: 4	259			
Americus (2001675)				
District: 1	585			
Ames (2001725)				
District: 1	21			
Andale (2001775)				
District: 4	629			
Andover (2001800)				
District: 4	10,133			
Anthony (2001975)				
District: 1	1,625			
Arcadia (2002175)				
District: 4	197			

Place Assignment Report for M5_Patriot for KLRD TR
--

	2020 Voting Age Population	2020 Voting Age Population	2020 Voting Age Population	2020 Voting Age Population
Argonia (2002250)				
District: 1	324			
Arkansas City (2002300)				
District: 1	8,762			
Arlington (2002325)				
District: 1	335			
Arma (2002375)				
District: 4	1,111			
Asherville (2002600)				
District: 1	17			
Ashland (2002675)				
District: 1	604			
Assaria (2002850)				
District: 1	315			
Atchison (2002900)				
District: 2	8,487			
Athol (2003025)				
District: 1	35			
Atlanta (2003050)				
District: 1	135			
Attica (2003100)				
District: 1	397			
Atwood (2003150)				
District: 1	989			
Auburn (2003250)				
District: 2	875			
Augusta (2003300)				
District: 4	6,816			
Aurora (2003425)				
District: 1	36			
Axtell (2003600)				
District: 1	285			
Baileyville (2003675)				
District: 2	136			
Bala (2003800)				
District: 2	23			
Baldwin City (2003900)				
District: 3	3,753			
Barnard (2004225)				
District: 1	62			
Barnes (2004250)				
District: 1	128			
Bartlett (2004350)				
District: 4	55			

Place Assignment Report for M5_Patriot for KLRD TR
--

	2020 Voting Age Population	2020 Voting Age Population	2020 Voting Age Population	2020 Voting Age Population
Basehor (2004400)				
District: 2	5,002			
Bassett (2004450)				
District: 2	14			
Bavaria (2004575)				
District: 1	45			
Baxter Springs (2004625)				
District: 4	2,963			
Bazine (2004775)				
District: 1	206			
Beattie (2004900)				
District: 1	159			
Beaumont (2004925)				
District: 4	30			
Beaver (2004950)				
District: 1	31			
Bel Aire (2005337)				
District: 4	6,305			
Belle Plaine (2005500)				
District: 1	1,082			
Belleville (2005600)				
District: 1	1,561			
Beloit (2005775)				
District: 1	2,607			
Belpre (2005825)				
District: 1	66			
Belvue (2005925)				
District: 2	118			
Bendena (2005975)				
District: 2	95			
Benedict (2006000)				
District: 4	62			
Bennington (2006075)				
District: 1	468			
Bentley (2006125)				
District: 4	406			
Benton (2006175)				
District: 4	697			
Bern (2006275)				
District: 2	119			
Beverly (2006500)				
District: 1	111			
Big Bow (2006575)				
District: 1	18			

Place Assignment Report for M5_Patriot for KLRD TR
--

	2020 Voting Age Population	2020 Voting Age Population	2020 Voting Age Population	2020 Voting Age Population
Bird City (2006825)				
District: 1	334			
Bison (2006950)				
District: 1	151			
Blue Mound (2007600)				
District: 2	168			
Blue Rapids (2007650)				
District: 1	711			
Bluff City (2007775)				
District: 1	36			
Bogue (2007825)				
District: 1	116			
Bonner Springs (2007975)				
District: 2	5,904	District: 3	0	
Bremen (2008300)				
District: 1	39			
Brewster (2008425)				
District: 1	213			
Bridgeport (2008450)				
District: 1	49			
Bronson (2008475)				
District: 2	203			
Brookville (2008575)				
District: 1	182			
Brownell (2008675)				
District: 1	21			
Bucklin (2009000)				
District: 1	518			
Bucyrus (2009050)				
District: 3	119			
Buffalo (2009150)				
District: 4	171			
Buhler (2009200)				
District: 1	961			
Bunker Hill (2009225)				
District: 1	80			
Burden (2009250)				
District: 1	340			
Burdett (2009275)				
District: 1	168			
Burdick (2009300)				
District: 1	50			
Burlingame (2009350)				
District: 2	726			

Place Assignment Report for M5_Patriot for KLRD TR
--

	2020 Voting Age Population	2020 Voting Age Population	2020 Voting Age Population	2020 Voting Age Population
Burlington (2009400)				
District: 2	2,006			
Burns (2009450)				
District: 1	164			
Burr Oak (2009525)				
District: 1	116			
Burrton (2009575)				
District: 1	618			
Bushong (2009675)				
District: 1	23			
Bushton (2009700)				
District: 1	157			
Byers (2009800)				
District: 1	26			
Caldwell (2009900)				
District: 1	796			
Cambridge (2010125)				
District: 1	73			
Caney (2010375)				
District: 4	1,317			
Canton (2010475)				
District: 1	519			
Carbondale (2010600)				
District: 2	1,007			
Carlton (2010675)				
District: 1	31			
Cassoday (2010925)				
District: 4	83			
Catharine (2011025)				
District: 1	92			
Cawker City (2011175)				
District: 1	353			
Cedar (2011325)				
District: 1	11			
Cedar Point (2011425)				
District: 1	15			
Cedar Vale (2011450)				
District: 1	342			
Centerville (2012325)				
District: 2	50			
Centralia (2012425)				
District: 2	364			
Centropolis (2012450)				
District: 2	77			

Place Assignment Report for M5_Patriot for KLRD TR

	2020 Voting Age Population	2020 Voting Age Population	2020 Voting Age Population	2020 Voting Age Population
Chanute (2012500)				
District: 4	6,479			
Chapman (2012550)				
District: 1	968			
Chase (2012650)				
District: 1	292			
Chautauqua (2012675)				
District: 1	77			
Cheney (2012775)				
District: 4	1,554			
Cherokee (2012825)				
District: 4	453			
Cherryvale (2012925)				
District: 4	1,611			
Chetopa (2012950)				
District: 4	744			
Chicopee (2013100)				
District: 4	318			
Cimarron (2013275)				
District: 1	1,394			
Circleville (2013375)				
District: 2	112			
Clafin (2013425)				
District: 1	427			
Clay Center (2013625)				
District: 1	3,235			
Clayton (2013675)				
District: 1	36			
Clearwater (2013925)				
District: 4	1,854			
Clifton (2014200)				
District: 1	330			
Climax (2014275)				
District: 4	33			
Clyde (2014475)				
District: 1	533			
Coats (2014525)				
District: 1	53			
Codell (2014575)				
District: 1	41			
Coffeyville (2014600)				
District: 4	6,739			
Colby (2014650)				
District: 1	4,265			

Place Assignment Report for M5_Patriot for KLRD TR
--

	2020 Voting Age Population	2020 Voting Age Population	2020 Voting Age Population	2020 Voting Age Population
Coldwater (2014700)				
District: 1	534			
Collyer (2014900)				
District: 1	78			
Colony (2014950)				
District: 2	288			
Columbus (2015075)				
District: 4	2,211			
Colwich (2015100)				
District: 4	1,059			
Concordia (2015200)				
District: 1	4,005			
Conway Springs (2015325)				
District: 1	790			
Coolidge (2015400)				
District: 1	55			
Copeland (2015475)				
District: 1	174			
Corning (2015725)				
District: 2	139			
Cottonwood Falls (2015900)				
District: 1	711			
Council Grove (2015925)				
District: 1	1,630			
Courtland (2016025)				
District: 1	214			
Coyville (2016150)				
District: 4	52			
Crestline (2016325)				
District: 4	89			
Croweburg (2016475)				
District: 4	72			
Cuba (2016625)				
District: 1	119			
Cullison (2016675)				
District: 1	67			
Culver (2016700)				
District: 1	90			
Cunningham (2016775)				
District: 1	356			
Damar (2016975)				
District: 1	94			
Danville (2017000)				
District: 1	19			

Place Assignment Report for M5_Patriot for KLRD TR

	2020 Voting Age Population	2020 Voting Age Population	2020 Voting Age Population	2020 Voting Age Population
Dearing (2017150)				
District: 4	306			
Deerfield (2017225)				
District: 1	491			
Delia (2017525)				
District: 2	111			
Delphos (2017600)				
District: 1	233			
Denison (2017625)				
District: 2	113			
Dennis (2017675)				
District: 4	101			
Denton (2017750)				
District: 2	105			
Derby (2017800)				
District: 4	18,983			
De Soto (2017850)				
District: 2	0	District: 3	4,645	
Detroit (2017875)				
District: 1	79			
Devon (2017900)				
District: 2	51			
Dexter (2017925)				
District: 1	167			
Dighton (2018050)				
District: 1	761			
Dodge City (2018250)				
District: 1	18,990			
Dorrance (2018325)				
District: 1	130			
Douglass (2018400)				
District: 4	1,073			
Downs (2018500)				
District: 1	653			
Dresden (2018600)				
District: 1	31			
Dunlap (2018950)				
District: 1	25			
Durham (2019050)				
District: 1	75			
Dwight (2019125)				
District: 1	172			
Earlton (2019275)				
District: 4	45			

Place Assignment Report for M5_Patriot for KLRD TR
--

	2020 Voting Age Population	2020 Voting Age Population	2020 Voting Age Population	2020 Voting Age Population
Eastborough (2019300)				
District: 4	599			
Easton (2019600)				
District: 2	177			
Eastshore (2019700)				
District: 1	82			
Edgerton (2019825)				
District: 3	1,242			
Edmond (2019875)				
District: 1	26			
Edna (2019900)				
District: 4	283			
Edson (2019925)				
District: 1	17			
Edwardsville (2020000)				
District: 2	3,509			
Effingham (2020025)				
District: 2	355			
Elbing (2020050)				
District: 4	159			
El Dorado (2020075)				
District: 4	9,904			
Elgin (2020125)				
District: 1	52			
Elk City (2020250)				
District: 4	207			
Elk Falls (2020300)				
District: 4	83			
Elkhart (2020350)				
District: 1	1,416			
Ellinwood (2020425)				
District: 1	1,529			
Ellis (2020450)				
District: 1	1,474			
Ellsworth (2020500)				
District: 1	2,576			
Elmdale (2020675)				
District: 1	23			
Elsmore (2020875)				
District: 2	39			
Elwood (2020950)				
District: 2	835			
Elyria (2020975)				
District: 1	83			

Place Assignment Report for M5_Patriot for KLRD TR

	2020 Voting Age Population	2020 Voting Age Population	2020 Voting Age Population	2020 Voting Age Population
Emmett (2021100)				
District: 2	107			
Emporia (2021275)				
District: 1	18,793			
Englewood (2021350)				
District: 1	51			
Ensign (2021400)				
District: 1	127			
Enterprise (2021425)				
District: 1	540			
Erie (2021500)				
District: 4	810			
Esbon (2021600)				
District: 1	62			
Eskridge (2021650)				
District: 2	357			
Eudora (2021675)				
District: 3	4,532			
Eureka (2021800)				
District: 4	1,816			
Everest (2022025)				
District: 2	212			
Fairview (2022425)				
District: 2	198			
Fairway (2022700)				
District: 3	3,193			
Fall River (2022775)				
District: 4	116			
Falun (2022900)				
District: 1	66			
Farlington (2023050)				
District: 4	58			
Florence (2023600)				
District: 1	309			
Fontana (2023650)				
District: 2	159			
Ford (2023725)				
District: 1	150			
Formoso (2023825)				
District: 1	63			
Fort Dodge (2023890)				
District: 1	95			
Fort Riley (2023975)				
District: 1	548	District: 2	7,002	

Place Assignment Report for M5_Patriot for KLRD TR

	2020 Voting Age Population	2020 Voting Age Population	2020 Voting Age Population	2020 Voting Age Population
Fort Scott (2024000)				
District: 2	5,724			
Fowler (2024175)				
District: 1	389			
Frankfort (2024275)				
District: 1	568			
Franklin (2024325)				
District: 4	345			
Frederick (2024550)				
District: 1	6			
Fredonia (2024575)				
District: 4	1,663			
Frontenac (2024850)				
District: 4	2,573			
Fulton (2024925)				
District: 2	112			
Furley (2024975)				
District: 4	34			
Galatia (2025050)				
District: 1	39			
Galena (2025100)				
District: 4	2,081			
Galesburg (2025150)				
District: 4	104			
Galva (2025200)				
District: 1	613			
Garden City (2025325)				
District: 1	20,114			
Garden Plain (2025375)				
District: 4	684			
Gardner (2025425)				
District: 3	15,819			
Garfield (2025750)				
District: 1	117			
Garland (2025900)				
District: 2	30			
Garnett (2025925)				
District: 2	2,445			
Gas (2025975)				
District: 2	360			
Gaylord (2026000)				
District: 1	74			
Gem (2026050)				
District: 1	70			

Place Assignment Report for M5_Patriot for KLRD TR

	2020 Voting Age Population	2020 Voting Age Population	2020 Voting Age Population	2020 Voting Age Population
Geneseo (2026075)				
District: 1	195			
Geuda Springs (2026200)				
District: 1	124			
Girard (2026300)				
District: 4	1,833			
Glade (2026325)				
District: 1	45			
Glasco (2026375)				
District: 1	346			
Glen Elder (2026500)				
District: 1	282			
Goddard (2026725)				
District: 4	3,380			
Goessel (2026750)				
District: 1	405			
Goff (2026775)				
District: 2	71			
Goodland (2026875)				
District: 1	3,364			
Gorham (2027000)				
District: 1	265			
Gove City (2027125)				
District: 1	60			
Grainfield (2027200)				
District: 1	240			
Grandview Plaza (2027425)				
District: 1	1,341			
Grantville (2028200)				
District: 2	140			
Great Bend (2028300)				
District: 1	11,087			
Greeley (2028350)				
District: 2	205			
(2028412)				
District: 1	291			
Green (2028425)				
District: 1	77			
Greenleaf (2028625)				
District: 1	266			
Greensburg (2028675)				
District: 1	576			
Greenwich (2028700)				
District: 4	51			

Place Assignment Report for M5_Patriot for KLRD TR
--

	2020 Voting Age Population	2020 Voting Age Population	2020 Voting Age Population	2020 Voting Age Population
Grenola (2028800)				
District: 4	118			
Gridley (2028850)				
District: 1	232			
Grinnell (2028900)				
District: 1	204			
Gypsum (2029250)				
District: 1	294			
Haddam (2029400)				
District: 1	73			
Hallowell (2029550)				
District: 4	72			
Halstead (2029600)				
District: 1	1,578			
Hamilton (2029675)				
District: 4	142			
Hamlin (2029700)				
District: 2	17			
Hanover (2029875)				
District: 1	508			
Hanston (2029925)				
District: 1	180			
Hardtner (2030000)				
District: 1	135			
Harper (2030175)				
District: 1	977			
Harris (2030250)				
District: 2	37			
Hartford (2030475)				
District: 1	281			
Harveyville (2030575)				
District: 2	143			
Havana (2030700)				
District: 4	68			
Haven (2030725)				
District: 1	870			
Havensville (2030775)				
District: 2	97			
Haviland (2030825)				
District: 1	539			
Hays (2031100)				
District: 1	16,982			
Haysville (2031125)				
District: 4	8,007			

Place Assignment Report for M5_Patriot for KLRD TR

	2020 Voting Age Population	2020 Voting Age Population	2020 Voting Age Population	2020 Voting Age Population
Hazelton (2031150)				
District: 1	65			
Healy (2031200)				
District: 1	144			
Hepler (2031375)				
District: 4	78			
Herington (2031400)				
District: 1	1,636			
Herkimer (2031425)				
District: 1	46			
Herndon (2031475)				
District: 1	101			
Hesston (2031600)				
District: 1	2,678			
Hiawatha (2031675)				
District: 2	2,472			
Highland (2031850)				
District: 2	777			
Hill City (2032175)				
District: 1	1,093			
Hillsboro (2032275)				
District: 1	2,161			
Hillsdale (2032300)				
District: 2	203			
Hoisington (2032550)				
District: 1	1,996			
Holcomb (2032575)				
District: 1	1,463			
Hollenberg (2032650)				
District: 1	9			
Holton (2032825)				
District: 2	2,561			
Holyrood (2032850)				
District: 1	319			
Home (2032875)				
District: 1	116			
Hope (2033075)				
District: 1	248			
Horace (2033150)				
District: 1	83			
Horton (2033200)				
District: 2	1,190			
Howard (2033250)				
District: 4	435			

Place Assignment Report for M5_Patriot for KLRD TR

	2020 Voting Age Population	2020 Voting Age Population	2020 Voting Age Population	2020 Voting Age Population
Hoxie (2033350)				
District: 1	909			
Hoyt (2033375)				
District: 2	439			
Hudson (2033400)				
District: 1	83			
Hugoton (2033425)				
District: 1	2,677			
Humboldt (2033450)				
District: 2	1,417			
Hunnewell (2033500)				
District: 1	36			
Hunter (2033525)				
District: 1	40			
Huron (2033575)				
District: 2	57			
Hutchinson (2033625)				
District: 1	31,572			
Idana (2033700)				
District: 1	44			
Independence (2033875)				
District: 4	6,425			
Ingalls (2034225)				
District: 1	171			
Inman (2034275)				
District: 1	1,041			
Iola (2034300)				
District: 2	4,265			
Ionia (2034350)				
District: 1	17			
Isabel (2034550)				
District: 1	52			
Iuka (2034625)				
District: 1	113			
Jamestown (2034975)				
District: 1	189			
Jennings (2035375)				
District: 1	66			
Jetmore (2035450)				
District: 1	574			
Jewell (2035475)				
District: 1	297			
Johnson City (2035600)				
District: 1	1,045			

Place Assignment Report for M5_Patriot for KLRD TR
--

	2020 Voting Age Population	2020 Voting Age Population	2020 Voting Age Population	2020 Voting Age Population
Junction City (2035750)				
District: 1	16,858			
Kanopolis (2035950)				
District: 1	335			
Kanorado (2035975)				
District: 1	109			
Kansas City (2036000)				
District: 2	114,098			
Keats (2036200)				
District: 2	77			
Kechi (2036225)				
District: 4	1,724			
Kelly (2036375)				
District: 2	23			
Kensington (2036550)				
District: 1	304			
Kickapoo Site 1 (2036735)				
District: 2	68			
Kickapoo Site 2 (2036736)				
District: 2	22			
Kickapoo Site 5 (2036739)				
District: 2	41			
Kickapoo Site 6 (2036740)				
District: 2	10			
Kickapoo Site 7 (2036741)				
District: 2	53			
Kickapoo Tribal Center (2036744)				
District: 2	124			
Kincaid (2036875)				
District: 2	78			
Kingman (2036950)				
District: 1	2,402			
Kinsley (2037075)				
District: 1	1,128			
Kiowa (2037125)				
District: 1	699			
Kipp (2037200)				
District: 1	45			
Kirwin (2037275)				
District: 1	107			
Kismet (2037325)				
District: 1	251			
Labette (2037375)				
District: 4	35			

Place Assignment Report for M5_Patriot for KLRD TR

2020 Voting Age Population	2020 Voting Age Population	2020 Voting Age Population	2020 Voting Age Population
La Crosse (2037500)			
District: 1	986		
La Cygne (2037575)			
District: 2	786		
Lafontaine (2037675)			
District: 4	41		
La Harpe (2037725)			
District: 2	385		
Lake City (2037875)			
District: 1	39		
Lake Quivira (2037975)			
District: 2	36	District: 3	750
Lakin (2038175)			
District: 1	1,574		
Lancaster (2038325)			
District: 2	194		
Lane (2038400)			
District: 2	191		
Langdon (2038500)			
District: 1	32		
Lansing (2038650)			
District: 2	8,741		
Larned (2038700)			
District: 1	2,898		
Latham (2038775)			
District: 4	82		
Latimer (2038800)			
District: 1	21		
Lawrence (2038900)			
District: 3	78,043		
Leavenworth (2039000)			
District: 2	28,147		
Leawood (2039075)			
District: 3	25,760		
Lebanon (2039100)			
District: 1	152		
Lebo (2039125)			
District: 2	667		
Lecompton (2039150)			
District: 3	458		
Lehigh (2039225)			
District: 1	127		
Lenexa (2039350)			
District: 3	44,993		

Place Assignment Report for M5_Patriot for KLRD TR
--

	2020 Voting Age Population	2020 Voting Age Population	2020 Voting Age Population	2020 Voting Age Population
Lenora (2039400)				
District: 1	167			
Leon (2039450)				
District: 4	479			
Leona (2039475)				
District: 2	27			
Leonardville (2039500)				
District: 2	354			
Leoti (2039550)				
District: 1	1,081			
LeRoy (2039650)				
District: 2	362			
Levant (2039700)				
District: 1	49			
Lewis (2039725)				
District: 1	308			
Liberal (2039825)				
District: 1	13,700			
Liberty (2040250)				
District: 4	71			
Liebenthal (2040400)				
District: 1	77			
Lincoln Center (2041300)				
District: 1	896			
Lincolnvile (2041325)				
District: 1	135			
Lindsborg (2041375)				
District: 1	3,115			
Linn (2041425)				
District: 1	302			
Linn Valley (2041465)				
District: 2	818			
Linwood (2041475)				
District: 2	305			
Little River (2041575)				
District: 1	366			
Logan (2042100)				
District: 1	369			
Lone Elm (2042425)				
District: 2	19			
Longford (2042575)				
District: 1	57			
Long Island (2042600)				
District: 1	107			

Place Assignment Report for M5_Patriot for KLRD TR

	2020 Voting Age Population	2020 Voting Age Population	2020 Voting Age Population	2020 Voting Age Population
Longton (2042650)				
District: 4	218			
Lorraine (2042800)				
District: 1	92			
Lost Springs (2042825)				
District: 1	42			
Louisburg (2042875)				
District: 2	3,486			
Louisville (2042925)				
District: 2	113			
Lowell (2043050)				
District: 4	200			
Lucas (2043150)				
District: 1	257			
Ludell (2043175)				
District: 1	27			
Luray (2043250)				
District: 1	122			
Lyndon (2043350)				
District: 2	747			
Lyons (2043525)				
District: 1	2,694			
McConnell AFB (2043675)				
District: 4	1,121			
McCracken (2043700)				
District: 1	130			
McCune (2043725)				
District: 4	282			
McDonald (2043750)				
District: 1	92			
McFarland (2043775)				
District: 2	192			
Macksville (2043850)				
District: 1	317			
McLouth (2043900)				
District: 2	625			
McPherson (2043950)				
District: 1	10,905			
Madison (2044050)				
District: 4	523			
Mahaska (2044150)				
District: 1	46			
Maize (2044200)				
District: 4	3,979			

Place Assignment Report for M5_Patriot for KLRD TR
--

	2020 Voting Age Population	2020 Voting Age Population	2020 Voting Age Population	2020 Voting Age Population
Manchester (2044225)				
District: 1	41			
Manhattan (2044250)				
District: 2	45,193			
Mankato (2044300)				
District: 1	665			
Manter (2044375)				
District: 1	98			
Maple Hill (2044500)				
District: 2	402			
Mapleton (2044550)				
District: 2	70			
Marienthal (2044600)				
District: 1	42			
Marion (2044750)				
District: 1	1,531			
Marquette (2044925)				
District: 1	481			
Marysville (2045050)				
District: 1	2,570			
Matfield Green (2045150)				
District: 1	38			
Mayetta (2045250)				
District: 2	264			
Mayfield (2045275)				
District: 1	65			
Meade (2045325)				
District: 1	1,153			
Medicine Lodge (2045500)				
District: 1	1,339			
Melvorn (2045700)				
District: 2	265			
Menlo (2045750)				
District: 1	25			
Mentor (2045875)				
District: 1	86			
Meriden (2045950)				
District: 2	550			
Merriam (2046000)				
District: 3	8,980			
Milan (2046450)				
District: 1	40			
Mildred (2046500)				
District: 2	20			

Place Assignment Report for M5_Patriot for KLRD TR
--

	2020 Voting Age Population	2020 Voting Age Population	2020 Voting Age Population	2020 Voting Age Population
Milford (2046525)				
District: 1	301			
Milton (2046925)				
District: 1	118			
Miltonvale (2046950)				
District: 1	320			
Minneapolis (2047075)				
District: 1	1,481			
Minneola (2047150)				
District: 1	540			
Mission (2047225)				
District: 3	8,547			
Mission Hills (2047350)				
District: 3	2,647			
Mission Woods (2047425)				
District: 3	156			
Moline (2047600)				
District: 4	259			
Montezuma (2047875)				
District: 1	751			
Mont Ida (2047975)				
District: 2	12			
Monument (2048025)				
District: 1	45			
Moran (2048125)				
District: 2	364			
Morganville (2048225)				
District: 1	136			
Morland (2048275)				
District: 1	101			
Morrill (2048300)				
District: 2	163			
Morrowville (2048450)				
District: 1	96			
Moscow (2048600)				
District: 1	194			
Mound City (2048750)				
District: 2	497			
Moundridge (2048800)				
District: 1	1,598			
Mound Valley (2048825)				
District: 4	254			
Mount Hope (2048900)				
District: 4	610			

Place Assignment Report for M5_Patriot for KLRD TR
--

	2020 Voting Age Population	2020 Voting Age Population	2020 Voting Age Population	2020 Voting Age Population
Mulberry (2049025)				
District: 4	313			
Mullinville (2049075)				
District: 1	157			
Mulvane (2049100)				
District: 1	722	District: 4	3,819	
Munden (2049150)				
District: 1	72			
Munjor (2049200)				
District: 1	175			
Murdock (2049250)				
District: 1	34			
Muscotah (2049325)				
District: 2	111			
Narka (2049350)				
District: 1	61			
Nashville (2049400)				
District: 1	46			
Natoma (2049425)				
District: 1	230			
Navarre (2049525)				
District: 1	41			
Neal (2049550)				
District: 4	37			
Neodesha (2049650)				
District: 4	1,665			
Neosho Falls (2049825)				
District: 2	99			
Neosho Rapids (2049875)				
District: 1	176			
Ness City (2049925)				
District: 1	1,047			
Netawaka (2049950)				
District: 2	113			
New Albany (2050150)				
District: 4	40			
Newbury (2050250)				
District: 2	48			
New Cambria (2050300)				
District: 1	87			
New Salem (2050425)				
District: 1	48			
New Strawn (2050450)				
District: 2	318			

Place Assignment Report for M5_Patriot for KLRD TR

	2020 Voting Age Population	2020 Voting Age Population	2020 Voting Age Population	2020 Voting Age Population
Newton (2050475)				
District: 1	14,127			
Nickerson (2050525)				
District: 1	747			
Nicodemus (2050550)				
District: 1	13			
Niles (2050600)				
District: 1	50			
Niotaze (2050750)				
District: 1	64			
Norcatour (2050925)				
District: 1	118			
North Newton (2051225)				
District: 1	1,614			
Norton (2051500)				
District: 1	2,075			
Nortonville (2051525)				
District: 2	428			
Norway (2051550)				
District: 1	15			
Norwich (2051600)				
District: 1	325			
Oak Hill (2051700)				
District: 1	22			
Oaklawn-Sunview (2051810)				
District: 4	2,002			
Oakley (2051825)				
District: 1	1,544			
Oberlin (2052000)				
District: 1	1,308			
Odin (2052175)				
District: 1	66			
Offerle (2052200)				
District: 1	136			
Ogallah (2052225)				
District: 1	26			
Ogden (2052275)				
District: 2	1,243			
Oketo (2052525)				
District: 1	56			
Olathe (2052575)				
District: 3	102,214			
Olivet (2052700)				
District: 2	63			

Place Assignment Report
for
M5_Patriot for KLRD TR

	2020 Voting Age Population	2020 Voting Age Population	2020 Voting Age Population	2020 Voting Age Population
Olmitz (2052750)				
District: 1	74			
Olpe (2052800)				
District: 1	371			
Olsburg (2052825)				
District: 2	157			
Onaga (2052875)				
District: 2	515			
Oneida (2052900)				
District: 2	38			
Opolis (2052925)				
District: 4	92			
Osage City (2053200)				
District: 2	2,175			
Osawatomie (2053225)				
District: 2	3,105			
Osborne (2053325)				
District: 1	1,053			
Oskaloosa (2053375)				
District: 2	818			
Oswego (2053450)				
District: 4	1,285			
Otis (2053525)				
District: 1	233			
Ottawa (2053550)				
District: 2	9,655			
Overbrook (2053725)				
District: 2	778			
Overland Park (2053775)				
District: 3	152,219			
Oxford (2053850)				
District: 1	813			
Ozawkie (2053925)				
District: 2	462			
Palco (2054125)				
District: 1	158			
Palmer (2054200)				
District: 1	92			
Paola (2054250)				
District: 2	4,384			
Paradise (2054325)				
District: 1	33			
Park (2054400)				
District: 1	88			

Place Assignment Report for M5_Patriot for KLRD TR

	2020 Voting Age Population	2020 Voting Age Population	2020 Voting Age Population	2020 Voting Age Population
Park City (2054450)				
District: 4	5,955			
Parker (2054500)				
District: 2	178			
Parkerfield (2054560)				
District: 1	307			
Parkerville (2054575)				
District: 1	36			
Parsons (2054675)				
District: 4	7,206			
Partridge (2054700)				
District: 1	160			
Pawnee Rock (2054875)				
District: 1	144			
Paxico (2054950)				
District: 2	157			
Peabody (2055100)				
District: 1	749			
Peck (2055175)				
District: 1	80	District: 4	46	
Penalosa (2055225)				
District: 1	16			
Perry (2055450)				
District: 2	662			
Peru (2055525)				
District: 1	83			
Phillipsburg (2055675)				
District: 1	1,780			
Piedmont (2055750)				
District: 4	40			
Pierceville (2055775)				
District: 1	65			
Pilsen (2055875)				
District: 1	51			
Piqua (2056000)				
District: 2	71			
Pittsburg (2056025)				
District: 4	16,117			
Plains (2056100)				
District: 1	702			
Plainville (2056150)				
District: 1	1,325			
Pleasanton (2056450)				
District: 2	877			

Place Assignment Report for M5_Patriot for KLRD TR
--

	2020 Voting Age Population	2020 Voting Age Population	2020 Voting Age Population	2020 Voting Age Population
Plevna (2056725)				
District: 1	64			
Pomona (2057000)				
District: 2	661			
Portis (2057100)				
District: 1	69			
Potwin (2057300)				
District: 4	326			
Powhattan (2057350)				
District: 2	47			
Prairie View (2057525)				
District: 1	84			
Prairie Village (2057575)				
District: 3	17,917			
Pratt (2057625)				
District: 1	5,036			
Prescott (2057650)				
District: 2	163			
Preston (2057675)				
District: 1	92			
Pretty Prairie (2057700)				
District: 1	486			
Princeton (2057725)				
District: 2	184			
Protection (2057850)				
District: 1	382			
Quenemo (2058100)				
District: 2	237			
Quinter (2058250)				
District: 1	706			
Radium (2058300)				
District: 1	20			
Radley (2058325)				
District: 4	80			
Ramona (2058375)				
District: 1	61			
Randall (2058450)				
District: 1	59			
Randolph (2058475)				
District: 2	125			
Ransom (2058500)				
District: 1	222			
Rantoul (2058525)				
District: 2	138			

Place Assignment Report for M5_Patriot for KLRD TR
--

	2020 Voting Age Population	2020 Voting Age Population	2020 Voting Age Population	2020 Voting Age Population
Raymond (2058550)				
District: 1	70			
Reading (2058600)				
District: 1	133			
Redfield (2058725)				
District: 2	70			
Republic (2059000)				
District: 1	74			
Reserve (2059050)				
District: 2	53			
Rexford (2059125)				
District: 1	147			
Richfield (2059200)				
District: 1	23			
Richmond (2059675)				
District: 2	347			
Riley (2059875)				
District: 2	693			
Ringo (2059975)				
District: 4	87			
Riverton (2060200)				
District: 4	583			
Robinson (2060325)				
District: 2	137			
Rock (2060400)				
District: 1	67			
Roeland Park (2060825)				
District: 3	5,635			
Rolla (2060900)				
District: 1	293			
Rosalia (2061100)				
District: 4	105			
Rose Hill (2061250)				
District: 4	2,918			
Roseland (2061275)				
District: 4	62			
Rossville (2061400)				
District: 2	797			
Roxbury (2061550)				
District: 1	63			
Rozel (2061600)				
District: 1	78			
Rush Center (2061775)				
District: 1	117			

Place Assignment Report for M5_Patriot for KLRD TR
--

	2020 Voting Age Population	2020 Voting Age Population	2020 Voting Age Population	2020 Voting Age Population
Russell (2061825)				
District: 1	3,374			
Russell Springs (2061875)				
District: 1	21			
Sabetha (2062025)				
District: 2	1,914			
St. Benedict (2062075)				
District: 2	36			
St. Francis (2062175)				
District: 1	1,020			
St. George (2062200)				
District: 2	696			
St. John (2062275)				
District: 1	931			
St. Marks (2062375)				
District: 4	87			
St. Marys (2062400)				
District: 2	1,742			
St. Paul (2062500)				
District: 4	468			
Salina (2062700)				
District: 1	35,961			
Satanta (2063150)				
District: 1	773			
Savonburg (2063200)				
District: 2	57			
Sawyer (2063275)				
District: 1	73			
Scammon (2063325)				
District: 4	297			
Scandia (2063350)				
District: 1	281			
Schoenchen (2063425)				
District: 1	134			
Scott City (2063600)				
District: 1	3,034			
Scottsville (2063650)				
District: 1	14			
Scranton (2063675)				
District: 2	475			
Sedan (2063750)				
District: 1	794			
Sedgwick (2063800)				
District: 1	1,028	District: 4	139	

Place Assignment Report for M5_Patriot for KLRD TR

	2020 Voting Age Population	2020 Voting Age Population	2020 Voting Age Population	2020 Voting Age Population
Selden (2063875)				
District: 1	144			
Seneca (2063950)				
District: 2	1,650			
Severance (2064025)				
District: 2	58			
Severy (2064050)				
District: 4	167			
Seward (2064100)				
District: 1	28			
Shallow Water (2064200)				
District: 1	71			
Sharon (2064325)				
District: 1	119			
Sharon Springs (2064375)				
District: 1	569			
Shawnee (2064500)				
District: 3	50,556			
Silverdale (2065550)				
District: 1	52			
Silver Lake (2065600)				
District: 2	988			
Simpson (2065650)				
District: 1	55			
Smith Center (2065925)				
District: 1	1,265			
Smolan (2066100)				
District: 1	133			
Soldier (2066175)				
District: 2	85			
Solomon (2066275)				
District: 1	726			
Somerset (2066475)				
District: 2	73	District: 3	4	
South Haven (2066650)				
District: 1	243			
South Hutchinson (2066750)				
District: 1	2,016			
South Mound (2066800)				
District: 4	25			
Spearville (2067125)				
District: 1	568			
Speed (2067175)				
District: 1	34			

Place Assignment Report for M5_Patriot for KLRD TR

	2020 Voting Age Population	2020 Voting Age Population	2020 Voting Age Population	2020 Voting Age Population
Spivey (2067250)				
District: 1	48			
Spring Hill (2067625)				
District: 3	5,579			
Stafford (2067775)				
District: 1	741			
Stark (2068025)				
District: 4	57			
Sterling (2068200)				
District: 1	1,795			
Stockton (2068350)				
District: 1	1,152			
Strong City (2068650)				
District: 1	314			
Stuttgart (2068750)				
District: 1	37			
Sublette (2068775)				
District: 1	1,003			
Summerfield (2068950)				
District: 1	108			
Sun City (2069275)				
District: 1	33			
Susank (2069525)				
District: 1	29			
Sycamore (2069725)				
District: 4	63			
Sylvan Grove (2069775)				
District: 1	214			
Sylvia (2069800)				
District: 1	158			
Syracuse (2069850)				
District: 1	1,277			
Talmage (2069925)				
District: 1	59			
Tampa (2070000)				
District: 1	86			
Tecumseh (2070075)				
District: 2	541			
Tescott (2070250)				
District: 1	213			
Thayer (2070300)				
District: 4	328			
The Highlands (2070357)				
District: 1	301			

Place Assignment Report for M5_Patriot for KLRD TR
--

	2020 Voting Age Population	2020 Voting Age Population	2020 Voting Age Population	2020 Voting Age Population
Timken (2070625)				
District: 1	36			
Tipton (2070675)				
District: 1	165			
Tonganoxie (2070800)				
District: 2	4,036			
Topeka (2071000)				
District: 2	97,555			
Toronto (2071050)				
District: 2	178			
Towanda (2071125)				
District: 4	1,036			
Tribune (2071450)				
District: 1	582			
Troy (2071575)				
District: 2	743			
Turon (2071800)				
District: 1	222			
Tyro (2071925)				
District: 4	131			
Udall (2071950)				
District: 1	484			
Ulysses (2071975)				
District: 1	4,066			
Uniontown (2072525)				
District: 2	187			
Urbana (2072600)				
District: 4	19			
Utica (2072650)				
District: 1	85			
Valley Center (2073250)				
District: 4	5,175			
Valley Falls (2073300)				
District: 2	831			
Vassar (2073450)				
District: 2	459			
Vermillion (2073525)				
District: 1	58			
Victoria (2073775)				
District: 1	864			
Vining (2073950)				
District: 1	31			
Viola (2074025)				
District: 4	89			

Place Assignment Report for M5_Patriot for KLRD TR

	2020 Voting Age Population	2020 Voting Age Population	2020 Voting Age Population	2020 Voting Age Population
Virgil (2074075)				
District: 4	41			
Wabaunsee (2074225)				
District: 2	76			
Wakarusa (2074425)				
District: 2	202			
WaKeeney (2074450)				
District: 1	1,412			
Wakefield (2074525)				
District: 1	660			
Waldo (2074575)				
District: 1	26			
Waldron (2074625)				
District: 1	9			
Wallace (2074750)				
District: 1	35			
Walnut (2074950)				
District: 4	137			
Walton (2075200)				
District: 1	157			
Wamego (2075325)				
District: 2	3,556			
Washington (2075825)				
District: 1	826			
Waterville (2075950)				
District: 1	478			
Wathena (2076000)				
District: 2	956			
Waverly (2076050)				
District: 2	414			
Wayside (2076175)				
District: 4	12			
Webber (2076250)				
District: 1	26			
Weir (2076350)				
District: 4	425			
Welda (2076425)				
District: 2	117			
Wellington (2076475)				
District: 1	5,715			
Wells (2076550)				
District: 1	34			
Wellsville (2076625)				
District: 2	1,441			

Place Assignment Report for M5_Patriot for KLRD TR

	2020 Voting Age Population	2020 Voting Age Population	2020 Voting Age Population	2020 Voting Age Population
Weskan (2076675)				
District: 1	116			
West Mineral (2077150)				
District: 4	127			
Westmoreland (2077200)				
District: 2	584			
Westphalia (2077250)				
District: 2	91			
Westwood (2077500)				
District: 3	1,386			
Westwood Hills (2077525)				
District: 3	295			
Wetmore (2077550)				
District: 2	232			
Wheaton (2077700)				
District: 2	68			
White City (2077825)				
District: 1	349			
White Cloud (2077850)				
District: 2	89			
Whitewater (2078050)				
District: 4	481			
Whiting (2078100)				
District: 2	139			
Wichita (2079000)				
District: 4	300,475			
Willard (2079250)				
District: 2	59			
Williamsburg (2079300)				
District: 2	275			
Williamstown (2079375)				
District: 2	69			
Willis (2079400)				
District: 2	21			
Willowbrook (2079425)				
District: 1	60			
Wilmore (2079550)				
District: 1	32			
Wilroads Gardens (2079625)				
District: 1	433			
Wilsey (2079650)				
District: 1	102			
Wilson (2079675)				
District: 1	719			

<p align="center">Place Assignment Report for M5_Patriot for KLRD TR</p>
--

	2020 Voting Age Population	2020 Voting Age Population	2020 Voting Age Population	2020 Voting Age Population
Winchester (2079800)				
District: 2	359			
Windom (2079850)				
District: 1	66			
Winfield (2079950)				
District: 1	9,332			
Winona (2080075)				
District: 1	136			
Woodbine (2080350)				
District: 1	124			
Woodruff (2080400)				
District: 1	13			
Woodston (2080450)				
District: 1	72			
Wright (2080500)				
District: 1	107			
Yale (2080650)				
District: 4	68			
Yates Center (2080700)				
District: 2	1,055			
Yoder (2080750)				
District: 1	130			
Zeandale (2080875)				
District: 2	52			
Zenda (2080925)				
District: 1	59			
Zurich (2081025)				
District: 1	75			

Error Check Report

Monday, January 24, 2022

3:57 PM

DISTRICT	POPULATION	% DEVIATION	OUTSIDE*
1	734,470	0.00	
2	734,470	0.00	
3	734,470	0.00	
4	734,470	0.00	

Total Population:

2,937,880

*OUTSIDE = Y if the deviation from
the target value is greater than 0%

Number of Districts:

4

Unassigned Units

County	VTD	Block
--------	-----	-------

Number of Units Unassigned: 0

Place Assignment Report
for
M5_Patriot for KLRD TR
By District

**2020
Population**

District: 1	
Abbyville (2000100)	83
Abilene (2000125)	6,460
Ada (2000225)	86
Admire (2000325)	130
Agenda (2000475)	47
Agra (2000550)	208
Albert (2000825)	132
Alden (2000950)	122
Alexander (2001050)	54
Allen (2001275)	160
Almena (2001425)	363
Alton (2001600)	100
Americus (2001675)	776
Ames (2001725)	33
Anthony (2001975)	2,108
Argonia (2002250)	456
Arkansas City (2002300)	11,974
Arlington (2002325)	435
Asherville (2002600)	19
Ashland (2002675)	783
Assaria (2002850)	428
Athol (2003025)	41
Atlanta (2003050)	168
Attica (2003100)	516
Atwood (2003150)	1,290
Aurora (2003425)	56
Axtell (2003600)	399
Barnard (2004225)	64
Barnes (2004250)	165
Bavaria (2004575)	60
Bazine (2004775)	282
Beattie (2004900)	197
Beaver (2004950)	52
Belle Plaine (2005500)	1,467
Belleville (2005600)	2,007
Beloit (2005775)	3,404
Belpre (2005825)	97

Place Assignment Report
for
M5_Patriot for KLRD TR
By District

**2020
Population**

District: 1	
Bennington (2006075)	622
Beverly (2006500)	135
Big Bow (2006575)	32
Bird City (2006825)	437
Bison (2006950)	179
Blue Rapids (2007650)	928
Bluff City (2007775)	45
Bogue (2007825)	155
Bremen (2008300)	51
Brewster (2008425)	291
Bridgeport (2008450)	64
Brookville (2008575)	247
Brownell (2008675)	23
Bucklin (2009000)	727
Buhler (2009200)	1,325
Bunker Hill (2009225)	103
Burden (2009250)	512
Burdett (2009275)	228
Burdick (2009300)	62
Burns (2009450)	234
Burr Oak (2009525)	140
Burrton (2009575)	861
Bushong (2009675)	27
Bushton (2009700)	203
Byers (2009800)	38
Caldwell (2009900)	1,025
Cambridge (2010125)	92
Canton (2010475)	685
Carlton (2010675)	40
Catharine (2011025)	113
Cawker City (2011175)	457
Cedar (2011325)	11
Cedar Point (2011425)	22
Cedar Vale (2011450)	476
Chapman (2012550)	1,377
Chase (2012650)	396
Chautauqua (2012675)	108

Place Assignment Report
for
M5_Patriot for KLRD TR
By District

**2020
Population**

District: 1	
Cimarron (2013275)	1,981
Clafin (2013425)	562
Clay Center (2013625)	4,199
Clayton (2013675)	44
Clifton (2014200)	454
Clyde (2014475)	694
Coats (2014525)	68
Codell (2014575)	49
Colby (2014650)	5,570
Coldwater (2014700)	687
Collyer (2014900)	97
Concordia (2015200)	5,111
Conway Springs (2015325)	1,086
Coolidge (2015400)	80
Copeland (2015475)	251
Cottonwood Falls (2015900)	851
Council Grove (2015925)	2,140
Courtland (2016025)	294
Cuba (2016625)	140
Cullison (2016675)	83
Culver (2016700)	114
Cunningham (2016775)	444
Damar (2016975)	112
Danville (2017000)	29
Deerfield (2017225)	711
Delphos (2017600)	302
Detroit (2017875)	102
Dexter (2017925)	224
Dighton (2018050)	960
Dodge City (2018250)	27,788
Dorrance (2018325)	146
Downs (2018500)	800
Dresden (2018600)	43
Dunlap (2018950)	27
Durham (2019050)	89
Dwight (2019125)	217
Eastshore (2019700)	92

<p style="text-align: center;">Place Assignment Report for M5_Patriot for KLRD TR By District</p>

**2020
Population**

District: 1	
Edmond (2019875)	28
Edson (2019925)	17
Elgin (2020125)	60
Elkhart (2020350)	1,888
Ellinwood (2020425)	2,011
Ellis (2020450)	1,958
Ellsworth (2020500)	3,066
Elmdale (2020675)	40
Elyria (2020975)	120
Emporia (2021275)	24,139
Englewood (2021350)	58
Ensign (2021400)	166
Enterprise (2021425)	708
Esbon (2021600)	69
Falun (2022900)	83
Florence (2023600)	394
Ford (2023725)	203
Formoso (2023825)	94
Fort Dodge (2023890)	97
Fort Riley (2023975)	965
Fowler (2024175)	534
Frankfort (2024275)	730
Frederick (2024550)	8
Galatia (2025050)	45
Galva (2025200)	834
Garden City (2025325)	28,151
Garfield (2025750)	151
Gaylord (2026000)	87
Gem (2026050)	98
Geneseo (2026075)	236
Geuda Springs (2026200)	158
Glade (2026325)	52
Glasco (2026375)	441
Glen Elder (2026500)	362
Goessel (2026750)	556
Goodland (2026875)	4,465
Gorham (2027000)	376

Place Assignment Report
for
M5_Patriot for KLRD TR
By District

**2020
Population**

District: 1	
Gove City (2027125)	80
Grainfield (2027200)	322
Grandview Plaza (2027425)	1,697
Great Bend (2028300)	14,733
(2028412)	410
Green (2028425)	95
Greenleaf (2028625)	350
Greensburg (2028675)	740
Gridley (2028850)	313
Grinnell (2028900)	260
Gypsum (2029250)	400
Haddam (2029400)	110
Halstead (2029600)	2,179
Hanover (2029875)	690
Hanston (2029925)	259
Hardtner (2030000)	167
Harper (2030175)	1,313
Hartford (2030475)	355
Haven (2030725)	1,170
Haviland (2030825)	678
Hays (2031100)	21,116
Hazelton (2031150)	82
Healy (2031200)	195
Herington (2031400)	2,109
Herkimer (2031425)	54
Herndon (2031475)	119
Hesston (2031600)	3,505
Hill City (2032175)	1,403
Hillsboro (2032275)	2,732
Hoisington (2032550)	2,699
Holcomb (2032575)	2,245
Hollenberg (2032650)	10
Holyrood (2032850)	403
Home (2032875)	154
Hope (2033075)	317
Horace (2033150)	102
Hoxie (2033350)	1,211

Place Assignment Report
for
M5_Patriot for KLRD TR
By District

**2020
Population**

District: 1	
Hudson (2033400)	95
Hugoton (2033425)	3,747
Hunnewell (2033500)	44
Hunter (2033525)	51
Hutchinson (2033625)	40,006
Idana (2033700)	54
Ingalls (2034225)	252
Inman (2034275)	1,341
Ionia (2034350)	17
Isabel (2034550)	68
Iuka (2034625)	151
Jamestown (2034975)	237
Jennings (2035375)	81
Jetmore (2035450)	770
Jewell (2035475)	370
Johnson City (2035600)	1,464
Junction City (2035750)	22,932
Kanopolis (2035950)	443
Kanorado (2035975)	153
Kensington (2036550)	399
Kingman (2036950)	3,105
Kinsley (2037075)	1,456
Kiowa (2037125)	902
Kipp (2037200)	60
Kirwin (2037275)	139
Kismet (2037325)	340
La Crosse (2037500)	1,266
Lake City (2037875)	47
Lakin (2038175)	2,205
Langdon (2038500)	39
Larned (2038700)	3,769
Latimer (2038800)	31
Lebanon (2039100)	178
Lehigh (2039225)	161
Lenora (2039400)	207
Leoti (2039550)	1,475
Levant (2039700)	68

Place Assignment Report
for
M5_Patriot for KLRD TR
By District

**2020
Population**

District: 1	
Lewis (2039725)	400
Liberal (2039825)	19,825
Liebenthal (2040400)	92
Lincoln Center (2041300)	1,171
Lincolnvilleville (2041325)	168
Lindsborg (2041375)	3,776
Linn (2041425)	387
Little River (2041575)	472
Logan (2042100)	460
Longford (2042575)	73
Long Island (2042600)	137
Lorraine (2042800)	137
Lost Springs (2042825)	55
Lucas (2043150)	332
Ludell (2043175)	41
Luray (2043250)	166
Lyons (2043525)	3,611
McCracken (2043700)	152
McDonald (2043750)	113
Macksville (2043850)	471
McPherson (2043950)	14,082
Mahaska (2044150)	46
Manchester (2044225)	47
Mankato (2044300)	836
Manter (2044375)	132
Marienthal (2044600)	64
Marion (2044750)	1,922
Marquette (2044925)	599
Marysville (2045050)	3,447
Matfield Green (2045150)	49
Mayfield (2045275)	75
Meade (2045325)	1,505
Medicine Lodge (2045500)	1,781
Menlo (2045750)	33
Mentor (2045875)	101
Milan (2046450)	56
Milford (2046525)	408

Place Assignment Report
for
M5_Patriot for KLRD TR
By District

**2020
Population**

District: 1	
Milton (2046925)	155
Miltonvale (2046950)	440
Minneapolis (2047075)	1,946
Minneola (2047150)	738
Montezuma (2047875)	975
Monument (2048025)	56
Morganville (2048225)	180
Morland (2048275)	115
Morrowville (2048450)	114
Moscow (2048600)	272
Moundridge (2048800)	1,974
Mullinville (2049075)	197
Mulvane (2049100)	922
Munden (2049150)	96
Munjoy (2049200)	232
Murdock (2049250)	37
Narka (2049350)	81
Nashville (2049400)	54
Natoma (2049425)	302
Navarre (2049525)	52
Neosho Rapids (2049875)	229
Ness City (2049925)	1,329
New Cambria (2050300)	106
New Salem (2050425)	58
Newton (2050475)	18,602
Nickerson (2050525)	1,058
Nicodemus (2050550)	14
Niles (2050600)	56
Niotaze (2050750)	90
Norcatour (2050925)	159
North Newton (2051225)	1,814
Norton (2051500)	2,747
Norway (2051550)	17
Norwich (2051600)	444
Oak Hill (2051700)	24
Oakley (2051825)	2,046
Oberlin (2052000)	1,644

<p style="text-align: center;">Place Assignment Report for M5_Patriot for KLRD TR By District</p>

**2020
Population**

District: 1	
Odin (2052175)	87
Offerle (2052200)	179
Ogallah (2052225)	28
Oketo (2052525)	64
Olmitz (2052750)	90
Olpe (2052800)	519
Osborne (2053325)	1,335
Otis (2053525)	296
Oxford (2053850)	1,048
Palco (2054125)	208
Palmer (2054200)	125
Paradise (2054325)	35
Park (2054400)	112
Parkerfield (2054560)	406
Parkerville (2054575)	46
Partridge (2054700)	209
Pawnee Rock (2054875)	193
Peabody (2055100)	937
Peck (2055175)	103
Penalosa (2055225)	18
Peru (2055525)	101
Phillipsburg (2055675)	2,337
Pierceville (2055775)	98
Pilsen (2055875)	65
Plains (2056100)	1,037
Plainville (2056150)	1,746
Plevna (2056725)	85
Portis (2057100)	86
Prairie View (2057525)	106
Pratt (2057625)	6,603
Preston (2057675)	115
Pretty Prairie (2057700)	660
Protection (2057850)	498
Quinter (2058250)	929
Radium (2058300)	26
Ramona (2058375)	78
Randall (2058450)	79

<p style="text-align: center;">Place Assignment Report for M5_Patriot for KLRD TR By District</p>

**2020
Population**

District: 1	
Ransom (2058500)	260
Raymond (2058550)	85
Reading (2058600)	181
Republic (2059000)	82
Rexford (2059125)	197
Richfield (2059200)	30
Rock (2060400)	94
Rolla (2060900)	384
Roxbury (2061550)	70
Rozel (2061600)	102
Rush Center (2061775)	141
Russell (2061825)	4,401
Russell Springs (2061875)	26
St. Francis (2062175)	1,263
St. John (2062275)	1,228
Salina (2062700)	46,889
Satanta (2063150)	1,092
Sawyer (2063275)	89
Scandia (2063350)	344
Schoenchen (2063425)	170
Scott City (2063600)	4,113
Scottsville (2063650)	26
Sedan (2063750)	1,000
Sedgwick (2063800)	1,409
Selden (2063875)	184
Seward (2064100)	41
Shallow Water (2064200)	89
Sharon (2064325)	147
Sharon Springs (2064375)	751
Silverdale (2065550)	61
Simpson (2065650)	82
Smith Center (2065925)	1,571
Smolan (2066100)	162
Solomon (2066275)	993
South Haven (2066650)	324
South Hutchinson (2066750)	2,521
Spearville (2067125)	791

<p style="text-align: center;">Place Assignment Report for M5_Patriot for KLRD TR By District</p>

**2020
Population**

District: 1	
Speed (2067175)	37
Spivey (2067250)	61
Stafford (2067775)	959
Sterling (2068200)	2,248
Stockton (2068350)	1,480
Strong City (2068650)	386
Stuttgart (2068750)	44
Sublette (2068775)	1,413
Summerfield (2068950)	125
Sun City (2069275)	37
Susank (2069525)	31
Sylvan Grove (2069775)	291
Sylvia (2069800)	215
Syracuse (2069850)	1,826
Talmage (2069925)	78
Tampa (2070000)	105
Tescott (2070250)	265
The Highlands (2070357)	349
Timken (2070625)	38
Tipton (2070675)	193
Tribune (2071450)	772
Turon (2071800)	309
Udall (2071950)	661
Ulysses (2071975)	5,788
Utica (2072650)	99
Vermillion (2073525)	76
Victoria (2073775)	1,129
Vining (2073950)	43
WaKeeney (2074450)	1,799
Wakefield (2074525)	858
Waldo (2074575)	30
Waldron (2074625)	9
Wallace (2074750)	41
Walton (2075200)	219
Washington (2075825)	1,071
Waterville (2075950)	658
Webber (2076250)	30

Place Assignment Report
for
M5_Patriot for KLRD TR
By District

**2020
Population**

District: 1	
Wellington (2076475)	7,715
Wells (2076550)	45
Weskan (2076675)	158
White City (2077825)	447
Willowbrook (2079425)	71
Wilmore (2079550)	37
Wilroads Gardens (2079625)	639
Wilsey (2079650)	139
Wilson (2079675)	859
Windom (2079850)	85
Winfield (2079950)	11,777
Winona (2080075)	193
Woodbine (2080350)	157
Woodruff (2080400)	13
Woodston (2080450)	94
Wright (2080500)	145
Yoder (2080750)	165
Zenda (2080925)	72
Zurich (2081025)	89
District: 2	
Alma (2001350)	802
Alta Vista (2001575)	409
Atchison (2002900)	10,885
Auburn (2003250)	1,273
Baileyville (2003675)	182
Bala (2003800)	29
Basehor (2004400)	6,896
Bassett (2004450)	20
Belvue (2005925)	177
Bendena (2005975)	117
Bern (2006275)	161
Blue Mound (2007600)	219
Bonner Springs (2007975)	7,837
Bronson (2008475)	304
Burlingame (2009350)	971
Burlington (2009400)	2,634
Carbondale (2010600)	1,352

<p style="text-align: center;">Place Assignment Report for M5_Patriot for KLRD TR By District</p>

**2020
Population**

District: 2	
Centerville (2012325)	78
Centralia (2012425)	485
Centropolis (2012450)	100
Circleville (2013375)	153
Colony (2014950)	381
Corning (2015725)	212
Delia (2017525)	151
Denison (2017625)	146
Denton (2017750)	130
De Soto (2017850)	0
Devon (2017900)	71
Easton (2019600)	213
Edwardsville (2020000)	4,717
Effingham (2020025)	495
Elsmore (2020875)	50
Elwood (2020950)	1,125
Emmett (2021100)	170
Eskridge (2021650)	439
Everest (2022025)	265
Fairview (2022425)	240
Fontana (2023650)	210
Fort Riley (2023975)	8,265
Fort Scott (2024000)	7,552
Fulton (2024925)	165
Garland (2025900)	31
Garnett (2025925)	3,242
Gas (2025975)	475
Goff (2026775)	106
Grantville (2028200)	182
Greeley (2028350)	273
Hamlin (2029700)	25
Harris (2030250)	47
Harveyville (2030575)	178
Havensville (2030775)	119
Hiawatha (2031675)	3,280
Highland (2031850)	903
Hillsdale (2032300)	247

4:25:51 PM, 1/24/2022

User Name: **NGrey**PlanType: **Congressional**Kansas Legislative Research
Department

<p style="text-align: center;">Place Assignment Report for M5_Patriot for KLRD TR By District</p>

**2020
Population**

District: 2	
Holton (2032825)	3,401
Horton (2033200)	1,523
Hoyt (2033375)	593
Humboldt (2033450)	1,847
Huron (2033575)	74
Iola (2034300)	5,396
Kansas City (2036000)	156,607
Keats (2036200)	96
Kelly (2036375)	27
Kickapoo Site 1 (2036735)	110
Kickapoo Site 2 (2036736)	27
Kickapoo Site 5 (2036739)	59
Kickapoo Site 6 (2036740)	13
Kickapoo Site 7 (2036741)	104
Kickapoo Tribal Center (2036744)	177
Kincaid (2036875)	103
La Cygne (2037575)	1,050
La Harpe (2037725)	480
Lake Quivira (2037975)	53
Lancaster (2038325)	246
Lane (2038400)	241
Lansing (2038650)	11,239
Leavenworth (2039000)	37,351
Lebo (2039125)	885
Leona (2039475)	41
Leonardville (2039500)	432
LeRoy (2039650)	451
Linn Valley (2041465)	956
Linwood (2041475)	415
Lone Elm (2042425)	27
Louisburg (2042875)	4,969
Louisville (2042925)	131
Lyndon (2043350)	1,037
McFarland (2043775)	272
McLouth (2043900)	859
Manhattan (2044250)	54,100
Maple Hill (2044500)	631

<p style="text-align: center;">Place Assignment Report for M5_Patriot for KLRD TR By District</p>

**2020
Population**

District: 2	
Mapleton (2044550)	96
Mayetta (2045250)	348
Melvern (2045700)	356
Meriden (2045950)	744
Mildred (2046500)	25
Mont Ida (2047975)	23
Moran (2048125)	466
Morrill (2048300)	218
Mound City (2048750)	647
Muscotah (2049325)	155
Neosho Falls (2049825)	134
Netawaka (2049950)	139
Newbury (2050250)	78
New Strawn (2050450)	414
Nortonville (2051525)	601
Ogden (2052275)	1,661
Olivet (2052700)	73
Olsburg (2052825)	218
Onaga (2052875)	679
Oneida (2052900)	61
Osage City (2053200)	2,861
Osawatomie (2053225)	4,255
Oskaloosa (2053375)	1,110
Ottawa (2053550)	12,625
Overbrook (2053725)	1,005
Ozawkie (2053925)	638
Paola (2054250)	5,768
Parker (2054500)	241
Paxico (2054950)	210
Perry (2055450)	852
Piqua (2056000)	90
Pleasanton (2056450)	1,208
Pomona (2057000)	884
Powhattan (2057350)	69
Prescott (2057650)	207
Princeton (2057725)	248
Quenemo (2058100)	288

<p style="text-align: center;">Place Assignment Report for M5_Patriot for KLRD TR By District</p>

**2020
Population**

District: 2	
Randolph (2058475)	159
Rantoul (2058525)	165
Redfield (2058725)	90
Reserve (2059050)	67
Richmond (2059675)	459
Riley (2059875)	938
Robinson (2060325)	183
Rossville (2061400)	1,105
Sabetha (2062025)	2,545
St. Benedict (2062075)	50
St. George (2062200)	1,054
St. Marys (2062400)	2,759
Savonburg (2063200)	74
Scranton (2063675)	653
Seneca (2063950)	2,139
Severance (2064025)	76
Silver Lake (2065600)	1,345
Soldier (2066175)	102
Somerset (2066475)	84
Tecumseh (2070075)	696
Tonganoxie (2070800)	5,573
Topeka (2071000)	126,587
Toronto (2071050)	206
Troy (2071575)	964
Uniontown (2072525)	293
Valley Falls (2073300)	1,092
Vassar (2073450)	584
Wabaunsee (2074225)	104
Wakarusa (2074425)	242
Wamego (2075325)	4,841
Wathena (2076000)	1,246
Waverly (2076050)	574
Welda (2076425)	149
Wellsville (2076625)	1,953
Westmoreland (2077200)	740
Westphalia (2077250)	128
Wetmore (2077550)	348

Place Assignment Report
for
M5_Patriot for KLRD TR
By District

**2020
Population**

District: 2	
Wheaton (2077700)	98
White Cloud (2077850)	115
Whiting (2078100)	191
Willard (2079250)	74
Williamsburg (2079300)	390
Williamstown (2079375)	96
Willis (2079400)	24
Winchester (2079800)	461
Yates Center (2080700)	1,352
Zeandale (2080875)	62
District: 3	
Baldwin City (2003900)	4,826
Bonner Springs (2007975)	0
Bucyrus (2009050)	171
De Soto (2017850)	6,118
Egerton (2019825)	1,748
Eudora (2021675)	6,408
Fairway (2022700)	4,170
Gardner (2025425)	23,287
Lake Quivira (2037975)	961
Lawrence (2038900)	94,934
Leawood (2039075)	33,902
Lecompton (2039150)	588
Lenexa (2039350)	57,434
Merriam (2046000)	11,098
Mission (2047225)	9,954
Mission Hills (2047350)	3,594
Mission Woods (2047425)	203
Olathe (2052575)	141,290
Overland Park (2053775)	197,238
Prairie Village (2057575)	22,957
Roeland Park (2060825)	6,871
Shawnee (2064500)	67,311
Somerset (2066475)	6
Spring Hill (2067625)	7,952
Westwood (2077500)	1,750
Westwood Hills (2077525)	400

<p style="text-align: center;">Place Assignment Report for M5_Patriot for KLRD TR By District</p>

**2020
Population**

District: 4	
Altamont (2001550)	1,061
Altoona (2001625)	354
Andale (2001775)	941
Andover (2001800)	14,892
Arcadia (2002175)	254
Arma (2002375)	1,407
Augusta (2003300)	9,256
Bartlett (2004350)	69
Baxter Springs (2004625)	3,888
Beaumont (2004925)	36
Bel Aire (2005337)	8,262
Benedict (2006000)	69
Bentley (2006125)	560
Benton (2006175)	943
Buffalo (2009150)	217
Caney (2010375)	1,788
Cassoday (2010925)	113
Chanute (2012500)	8,722
Cheney (2012775)	2,181
Cherokee (2012825)	590
Cherryvale (2012925)	2,192
Chetopa (2012950)	929
Chicopee (2013100)	422
Clearwater (2013925)	2,653
Climax (2014275)	45
Coffeyville (2014600)	8,826
Columbus (2015075)	2,929
Colwich (2015100)	1,455
Coyville (2016150)	60
Crestline (2016325)	116
Croweburg (2016475)	92
Dearing (2017150)	382
Dennis (2017675)	152
Derby (2017800)	25,625
Douglass (2018400)	1,555
Earlton (2019275)	60
Eastborough (2019300)	756

<p style="text-align: center;">Place Assignment Report for M5_Patriot for KLRD TR By District</p>

**2020
Population**

District: 4	
Edna (2019900)	388
Elbing (2020050)	226
El Dorado (2020075)	12,870
Elk City (2020250)	260
Elk Falls (2020300)	113
Erie (2021500)	1,047
Eureka (2021800)	2,332
Fall River (2022775)	131
Farlington (2023050)	68
Franklin (2024325)	473
Fredonia (2024575)	2,151
Frontenac (2024850)	3,382
Furley (2024975)	39
Galena (2025100)	2,761
Galesburg (2025150)	149
Garden Plain (2025375)	948
Girard (2026300)	2,496
Goddard (2026725)	5,084
Greenwich (2028700)	64
Grenola (2028800)	151
Hallowell (2029550)	101
Hamilton (2029675)	182
Havana (2030700)	84
Haysville (2031125)	11,262
Hepler (2031375)	90
Howard (2033250)	570
Independence (2033875)	8,548
Kechi (2036225)	2,217
Labette (2037375)	50
Lafontaine (2037675)	58
Latham (2038775)	96
Leon (2039450)	669
Liberty (2040250)	99
Longton (2042650)	288
Lowell (2043050)	244
McConnell AFB (2043675)	1,636
McCune (2043725)	370

<p style="text-align: center;">Place Assignment Report for M5_Patriot for KLRD TR By District</p>

**2020
Population**

District: 4	
Madison (2044050)	689
Maize (2044200)	5,735
Moline (2047600)	345
Mound Valley (2048825)	348
Mount Hope (2048900)	806
Mulberry (2049025)	409
Mulvane (2049100)	5,364
Neal (2049550)	37
Neodesha (2049650)	2,275
New Albany (2050150)	57
Oaklawn-Sunview (2051810)	2,880
Opolis (2052925)	104
Oswego (2053450)	1,668
Park City (2054450)	8,333
Parsons (2054675)	9,600
Peck (2055175)	59
Piedmont (2055750)	52
Pittsburg (2056025)	20,646
Potwin (2057300)	421
Radley (2058325)	105
Ringo (2059975)	111
Riverton (2060200)	771
Rosalia (2061100)	149
Rose Hill (2061250)	4,185
Roseland (2061275)	76
St. Marks (2062375)	124
St. Paul (2062500)	614
Scammon (2063325)	376
Sedgwick (2063800)	194
Severy (2064050)	205
South Mound (2066800)	27
Stark (2068025)	69
Sycamore (2069725)	70
Thayer (2070300)	432
Towanda (2071125)	1,447
Tyro (2071925)	177
Urbana (2072600)	30

**Place Assignment Report
for
M5_Patriot for KLRD TR
By District**

**2020
Population**

District: 4	
Valley Center (2073250)	7,340
Viola (2074025)	115
Virgil (2074075)	48
Walnut (2074950)	187
Wayside (2076175)	19
Weir (2076350)	569
West Mineral (2077150)	154
Whitewater (2078050)	661
Wichita (2079000)	397,532
Yale (2080650)	81

<p style="text-align: center;">Place Assignment Report for M5_Patriot for KLRD TR By District</p>

**2020
Voting Age
Population**

District: 1	
Abbyville (2000100)	75
Abilene (2000125)	4,970
Ada (2000225)	65
Admire (2000325)	100
Agenda (2000475)	43
Agra (2000550)	179
Albert (2000825)	116
Alden (2000950)	97
Alexander (2001050)	44
Allen (2001275)	130
Almena (2001425)	282
Alton (2001600)	72
Americus (2001675)	585
Ames (2001725)	21
Anthony (2001975)	1,625
Argonia (2002250)	324
Arkansas City (2002300)	8,762
Arlington (2002325)	335
Asherville (2002600)	17
Ashland (2002675)	604
Assaria (2002850)	315
Athol (2003025)	35
Atlanta (2003050)	135
Attica (2003100)	397
Atwood (2003150)	989
Aurora (2003425)	36
Axtell (2003600)	285
Barnard (2004225)	62
Barnes (2004250)	128
Bavaria (2004575)	45
Bazine (2004775)	206
Beattie (2004900)	159
Beaver (2004950)	31
Belle Plaine (2005500)	1,082
Belleville (2005600)	1,561
Beloit (2005775)	2,607
Belpre (2005825)	66

<p style="text-align: center;">Place Assignment Report for M5_Patriot for KLRD TR By District</p>

**2020
Voting Age
Population**

District: 1	
Bennington (2006075)	468
Beverly (2006500)	111
Big Bow (2006575)	18
Bird City (2006825)	334
Bison (2006950)	151
Blue Rapids (2007650)	711
Bluff City (2007775)	36
Bogue (2007825)	116
Bremen (2008300)	39
Brewster (2008425)	213
Bridgeport (2008450)	49
Brookville (2008575)	182
Brownell (2008675)	21
Bucklin (2009000)	518
Buhler (2009200)	961
Bunker Hill (2009225)	80
Burden (2009250)	340
Burdett (2009275)	168
Burdick (2009300)	50
Burns (2009450)	164
Burr Oak (2009525)	116
Burrton (2009575)	618
Bushong (2009675)	23
Bushton (2009700)	157
Byers (2009800)	26
Caldwell (2009900)	796
Cambridge (2010125)	73
Canton (2010475)	519
Carlton (2010675)	31
Catharine (2011025)	92
Cawker City (2011175)	353
Cedar (2011325)	11
Cedar Point (2011425)	15
Cedar Vale (2011450)	342
Chapman (2012550)	968
Chase (2012650)	292
Chautauqua (2012675)	77

<p style="text-align: center;">Place Assignment Report for M5_Patriot for KLRD TR By District</p>

**2020
Voting Age
Population**

District: 1	
Cimarron (2013275)	1,394
Clafin (2013425)	427
Clay Center (2013625)	3,235
Clayton (2013675)	36
Clifton (2014200)	330
Clyde (2014475)	533
Coats (2014525)	53
Codell (2014575)	41
Colby (2014650)	4,265
Coldwater (2014700)	534
Collyer (2014900)	78
Concordia (2015200)	4,005
Conway Springs (2015325)	790
Coolidge (2015400)	55
Copeland (2015475)	174
Cottonwood Falls (2015900)	711
Council Grove (2015925)	1,630
Courtland (2016025)	214
Cuba (2016625)	119
Cullison (2016675)	67
Culver (2016700)	90
Cunningham (2016775)	356
Damar (2016975)	94
Danville (2017000)	19
Deerfield (2017225)	491
Delphos (2017600)	233
Detroit (2017875)	79
Dexter (2017925)	167
Dighton (2018050)	761
Dodge City (2018250)	18,990
Dorrance (2018325)	130
Downs (2018500)	653
Dresden (2018600)	31
Dunlap (2018950)	25
Durham (2019050)	75
Dwight (2019125)	172
Eastshore (2019700)	82

<p style="text-align: center;">Place Assignment Report for M5_Patriot for KLRD TR By District</p>

**2020
Voting Age
Population**

District: 1	
Edmond (2019875)	26
Edson (2019925)	17
Elgin (2020125)	52
Elkhart (2020350)	1,416
Ellinwood (2020425)	1,529
Ellis (2020450)	1,474
Ellsworth (2020500)	2,576
Elmdale (2020675)	23
Elyria (2020975)	83
Emporia (2021275)	18,793
Englewood (2021350)	51
Ensign (2021400)	127
Enterprise (2021425)	540
Esbon (2021600)	62
Falun (2022900)	66
Florence (2023600)	309
Ford (2023725)	150
Formoso (2023825)	63
Fort Dodge (2023890)	95
Fort Riley (2023975)	548
Fowler (2024175)	389
Frankfort (2024275)	568
Frederick (2024550)	6
Galatia (2025050)	39
Galva (2025200)	613
Garden City (2025325)	20,114
Garfield (2025750)	117
Gaylord (2026000)	74
Gem (2026050)	70
Geneseo (2026075)	195
Geuda Springs (2026200)	124
Glade (2026325)	45
Glasco (2026375)	346
Glen Elder (2026500)	282
Goessel (2026750)	405
Goodland (2026875)	3,364
Gorham (2027000)	265

<p style="text-align: center;">Place Assignment Report for M5_Patriot for KLRD TR By District</p>

**2020
Voting Age
Population**

District: 1	
Gove City (2027125)	60
Grainfield (2027200)	240
Grandview Plaza (2027425)	1,341
Great Bend (2028300)	11,087
(2028412)	291
Green (2028425)	77
Greenleaf (2028625)	266
Greensburg (2028675)	576
Gridley (2028850)	232
Grinnell (2028900)	204
Gypsum (2029250)	294
Haddam (2029400)	73
Halstead (2029600)	1,578
Hanover (2029875)	508
Hanston (2029925)	180
Hardtner (2030000)	135
Harper (2030175)	977
Hartford (2030475)	281
Haven (2030725)	870
Haviland (2030825)	539
Hays (2031100)	16,982
Hazelton (2031150)	65
Healy (2031200)	144
Herington (2031400)	1,636
Herkimer (2031425)	46
Herndon (2031475)	101
Hesston (2031600)	2,678
Hill City (2032175)	1,093
Hillsboro (2032275)	2,161
Hoisington (2032550)	1,996
Holcomb (2032575)	1,463
Hollenberg (2032650)	9
Holyrood (2032850)	319
Home (2032875)	116
Hope (2033075)	248
Horace (2033150)	83
Hoxie (2033350)	909

<p style="text-align: center;">Place Assignment Report for M5_Patriot for KLRD TR By District</p>

**2020
Voting Age
Population**

District: 1	
Hudson (2033400)	83
Hugoton (2033425)	2,677
Hunnewell (2033500)	36
Hunter (2033525)	40
Hutchinson (2033625)	31,572
Idana (2033700)	44
Ingalls (2034225)	171
Inman (2034275)	1,041
Ionia (2034350)	17
Isabel (2034550)	52
Iuka (2034625)	113
Jamestown (2034975)	189
Jennings (2035375)	66
Jetmore (2035450)	574
Jewell (2035475)	297
Johnson City (2035600)	1,045
Junction City (2035750)	16,858
Kanopolis (2035950)	335
Kanorado (2035975)	109
Kensington (2036550)	304
Kingman (2036950)	2,402
Kinsley (2037075)	1,128
Kiowa (2037125)	699
Kipp (2037200)	45
Kirwin (2037275)	107
Kismet (2037325)	251
La Crosse (2037500)	986
Lake City (2037875)	39
Lakin (2038175)	1,574
Langdon (2038500)	32
Larned (2038700)	2,898
Latimer (2038800)	21
Lebanon (2039100)	152
Lehigh (2039225)	127
Lenora (2039400)	167
Leoti (2039550)	1,081
Levant (2039700)	49

<p style="text-align: center;">Place Assignment Report for M5_Patriot for KLRD TR By District</p>

**2020
Voting Age
Population**

District: 1	
Lewis (2039725)	308
Liberal (2039825)	13,700
Liebenthal (2040400)	77
Lincoln Center (2041300)	896
Lincolnvilleville (2041325)	135
Lindsborg (2041375)	3,115
Linn (2041425)	302
Little River (2041575)	366
Logan (2042100)	369
Longford (2042575)	57
Long Island (2042600)	107
Lorraine (2042800)	92
Lost Springs (2042825)	42
Lucas (2043150)	257
Ludell (2043175)	27
Luray (2043250)	122
Lyons (2043525)	2,694
McCracken (2043700)	130
McDonald (2043750)	92
Macksville (2043850)	317
McPherson (2043950)	10,905
Mahaska (2044150)	46
Manchester (2044225)	41
Mankato (2044300)	665
Manter (2044375)	98
Marienthal (2044600)	42
Marion (2044750)	1,531
Marquette (2044925)	481
Marysville (2045050)	2,570
Matfield Green (2045150)	38
Mayfield (2045275)	65
Meade (2045325)	1,153
Medicine Lodge (2045500)	1,339
Menlo (2045750)	25
Mentor (2045875)	86
Milan (2046450)	40
Milford (2046525)	301

<p style="text-align: center;">Place Assignment Report for M5_Patriot for KLRD TR By District</p>

**2020
Voting Age
Population**

District: 1	
Milton (2046925)	118
Miltonvale (2046950)	320
Minneapolis (2047075)	1,481
Minneola (2047150)	540
Montezuma (2047875)	751
Monument (2048025)	45
Morganville (2048225)	136
Morland (2048275)	101
Morrowville (2048450)	96
Moscow (2048600)	194
Moundridge (2048800)	1,598
Mullinville (2049075)	157
Mulvane (2049100)	722
Munden (2049150)	72
Munjoy (2049200)	175
Murdock (2049250)	34
Narka (2049350)	61
Nashville (2049400)	46
Natoma (2049425)	230
Navarre (2049525)	41
Neosho Rapids (2049875)	176
Ness City (2049925)	1,047
New Cambria (2050300)	87
New Salem (2050425)	48
Newton (2050475)	14,127
Nickerson (2050525)	747
Nicodemus (2050550)	13
Niles (2050600)	50
Niotaze (2050750)	64
Norcatour (2050925)	118
North Newton (2051225)	1,614
Norton (2051500)	2,075
Norway (2051550)	15
Norwich (2051600)	325
Oak Hill (2051700)	22
Oakley (2051825)	1,544
Oberlin (2052000)	1,308

<p style="text-align: center;">Place Assignment Report for M5_Patriot for KLRD TR By District</p>

**2020
Voting Age
Population**

District: 1	
Odin (2052175)	66
Offerle (2052200)	136
Ogallah (2052225)	26
Oketo (2052525)	56
Olmitz (2052750)	74
Olpe (2052800)	371
Osborne (2053325)	1,053
Otis (2053525)	233
Oxford (2053850)	813
Palco (2054125)	158
Palmer (2054200)	92
Paradise (2054325)	33
Park (2054400)	88
Parkerfield (2054560)	307
Parkerville (2054575)	36
Partridge (2054700)	160
Pawnee Rock (2054875)	144
Peabody (2055100)	749
Peck (2055175)	80
Penalosa (2055225)	16
Peru (2055525)	83
Phillipsburg (2055675)	1,780
Pierceville (2055775)	65
Pilsen (2055875)	51
Plains (2056100)	702
Plainville (2056150)	1,325
Plevna (2056725)	64
Portis (2057100)	69
Prairie View (2057525)	84
Pratt (2057625)	5,036
Preston (2057675)	92
Pretty Prairie (2057700)	486
Protection (2057850)	382
Quinter (2058250)	706
Radium (2058300)	20
Ramona (2058375)	61
Randall (2058450)	59

<p style="text-align: center;">Place Assignment Report for M5_Patriot for KLRD TR By District</p>

**2020
Voting Age
Population**

District: 1	
Ransom (2058500)	222
Raymond (2058550)	70
Reading (2058600)	133
Republic (2059000)	74
Rexford (2059125)	147
Richfield (2059200)	23
Rock (2060400)	67
Rolla (2060900)	293
Roxbury (2061550)	63
Rozel (2061600)	78
Rush Center (2061775)	117
Russell (2061825)	3,374
Russell Springs (2061875)	21
St. Francis (2062175)	1,020
St. John (2062275)	931
Salina (2062700)	35,961
Satanta (2063150)	773
Sawyer (2063275)	73
Scandia (2063350)	281
Schoenchen (2063425)	134
Scott City (2063600)	3,034
Scottsville (2063650)	14
Sedan (2063750)	794
Sedgwick (2063800)	1,028
Selden (2063875)	144
Seward (2064100)	28
Shallow Water (2064200)	71
Sharon (2064325)	119
Sharon Springs (2064375)	569
Silverdale (2065550)	52
Simpson (2065650)	55
Smith Center (2065925)	1,265
Smolan (2066100)	133
Solomon (2066275)	726
South Haven (2066650)	243
South Hutchinson (2066750)	2,016
Spearville (2067125)	568

<p style="text-align: center;">Place Assignment Report for M5_Patriot for KLRD TR By District</p>

**2020
Voting Age
Population**

District: 1	
Speed (2067175)	34
Spivey (2067250)	48
Stafford (2067775)	741
Sterling (2068200)	1,795
Stockton (2068350)	1,152
Strong City (2068650)	314
Stuttgart (2068750)	37
Sublette (2068775)	1,003
Summerfield (2068950)	108
Sun City (2069275)	33
Susank (2069525)	29
Sylvan Grove (2069775)	214
Sylvia (2069800)	158
Syracuse (2069850)	1,277
Talmage (2069925)	59
Tampa (2070000)	86
Tescott (2070250)	213
The Highlands (2070357)	301
Timken (2070625)	36
Tipton (2070675)	165
Tribune (2071450)	582
Turon (2071800)	222
Udall (2071950)	484
Ulysses (2071975)	4,066
Utica (2072650)	85
Vermillion (2073525)	58
Victoria (2073775)	864
Vining (2073950)	31
WaKeeney (2074450)	1,412
Wakefield (2074525)	660
Waldo (2074575)	26
Waldron (2074625)	9
Wallace (2074750)	35
Walton (2075200)	157
Washington (2075825)	826
Waterville (2075950)	478
Webber (2076250)	26

<p style="text-align: center;">Place Assignment Report for M5_Patriot for KLRD TR By District</p>

**2020
Voting Age
Population**

District: 1	
Wellington (2076475)	5,715
Wells (2076550)	34
Weskan (2076675)	116
White City (2077825)	349
Willowbrook (2079425)	60
Wilmore (2079550)	32
Wilroads Gardens (2079625)	433
Wilsey (2079650)	102
Wilson (2079675)	719
Windom (2079850)	66
Winfield (2079950)	9,332
Winona (2080075)	136
Woodbine (2080350)	124
Woodruff (2080400)	13
Woodston (2080450)	72
Wright (2080500)	107
Yoder (2080750)	130
Zenda (2080925)	59
Zurich (2081025)	75
District: 2	
Alma (2001350)	609
Alta Vista (2001575)	313
Atchison (2002900)	8,487
Auburn (2003250)	875
Baileyville (2003675)	136
Bala (2003800)	23
Basehor (2004400)	5,002
Bassett (2004450)	14
Belvue (2005925)	118
Bendena (2005975)	95
Bern (2006275)	119
Blue Mound (2007600)	168
Bonner Springs (2007975)	5,904
Bronson (2008475)	203
Burlingame (2009350)	726
Burlington (2009400)	2,006
Carbondale (2010600)	1,007

<p style="text-align: center;">Place Assignment Report for M5_Patriot for KLRD TR By District</p>

**2020
Voting Age
Population**

District: 2	
Centerville (2012325)	50
Centralia (2012425)	364
Centropolis (2012450)	77
Circleville (2013375)	112
Colony (2014950)	288
Corning (2015725)	139
Delia (2017525)	111
Denison (2017625)	113
Denton (2017750)	105
De Soto (2017850)	0
Devon (2017900)	51
Easton (2019600)	177
Edwardsville (2020000)	3,509
Effingham (2020025)	355
Elsmore (2020875)	39
Elwood (2020950)	835
Emmett (2021100)	107
Eskridge (2021650)	357
Everest (2022025)	212
Fairview (2022425)	198
Fontana (2023650)	159
Fort Riley (2023975)	7,002
Fort Scott (2024000)	5,724
Fulton (2024925)	112
Garland (2025900)	30
Garnett (2025925)	2,445
Gas (2025975)	360
Goff (2026775)	71
Grantville (2028200)	140
Greeley (2028350)	205
Hamlin (2029700)	17
Harris (2030250)	37
Harveyville (2030575)	143
Havensville (2030775)	97
Hiawatha (2031675)	2,472
Highland (2031850)	777
Hillsdale (2032300)	203

4:28:30 PM, 1/24/2022

User Name: **NGrey**PlanType: **Congressional**Kansas Legislative Research
Department

<p style="text-align: center;">Place Assignment Report for M5_Patriot for KLRD TR By District</p>

**2020
Voting Age
Population**

District: 2	
Holton (2032825)	2,561
Horton (2033200)	1,190
Hoyt (2033375)	439
Humboldt (2033450)	1,417
Huron (2033575)	57
Iola (2034300)	4,265
Kansas City (2036000)	114,098
Keats (2036200)	77
Kelly (2036375)	23
Kickapoo Site 1 (2036735)	68
Kickapoo Site 2 (2036736)	22
Kickapoo Site 5 (2036739)	41
Kickapoo Site 6 (2036740)	10
Kickapoo Site 7 (2036741)	53
Kickapoo Tribal Center (2036744)	124
Kincaid (2036875)	78
La Cygne (2037575)	786
La Harpe (2037725)	385
Lake Quivira (2037975)	36
Lancaster (2038325)	194
Lane (2038400)	191
Lansing (2038650)	8,741
Leavenworth (2039000)	28,147
Lebo (2039125)	667
Leona (2039475)	27
Leonardville (2039500)	354
LeRoy (2039650)	362
Linn Valley (2041465)	818
Linwood (2041475)	305
Lone Elm (2042425)	19
Louisburg (2042875)	3,486
Louisville (2042925)	113
Lyndon (2043350)	747
McFarland (2043775)	192
McLouth (2043900)	625
Manhattan (2044250)	45,193
Maple Hill (2044500)	402

<p style="text-align: center;">Place Assignment Report for M5_Patriot for KLRD TR By District</p>

**2020
Voting Age
Population**

District: 2	
Mapleton (2044550)	70
Mayetta (2045250)	264
Melvern (2045700)	265
Meriden (2045950)	550
Mildred (2046500)	20
Mont Ida (2047975)	12
Moran (2048125)	364
Morrill (2048300)	163
Mound City (2048750)	497
Muscotah (2049325)	111
Neosho Falls (2049825)	99
Netawaka (2049950)	113
Newbury (2050250)	48
New Strawn (2050450)	318
Nortonville (2051525)	428
Ogden (2052275)	1,243
Olivet (2052700)	63
Olsburg (2052825)	157
Onaga (2052875)	515
Oneida (2052900)	38
Osage City (2053200)	2,175
Osawatomie (2053225)	3,105
Oskaloosa (2053375)	818
Ottawa (2053550)	9,655
Overbrook (2053725)	778
Ozawkie (2053925)	462
Paola (2054250)	4,384
Parker (2054500)	178
Paxico (2054950)	157
Perry (2055450)	662
Piqua (2056000)	71
Pleasanton (2056450)	877
Pomona (2057000)	661
Powhattan (2057350)	47
Prescott (2057650)	163
Princeton (2057725)	184
Quenemo (2058100)	237

<p style="text-align: center;">Place Assignment Report for M5_Patriot for KLRD TR By District</p>

**2020
Voting Age
Population**

District: 2	
Randolph (2058475)	125
Rantoul (2058525)	138
Redfield (2058725)	70
Reserve (2059050)	53
Richmond (2059675)	347
Riley (2059875)	693
Robinson (2060325)	137
Rossville (2061400)	797
Sabetha (2062025)	1,914
St. Benedict (2062075)	36
St. George (2062200)	696
St. Marys (2062400)	1,742
Savonburg (2063200)	57
Scranton (2063675)	475
Seneca (2063950)	1,650
Severance (2064025)	58
Silver Lake (2065600)	988
Soldier (2066175)	85
Somerset (2066475)	73
Tecumseh (2070075)	541
Tonganoxie (2070800)	4,036
Topeka (2071000)	97,555
Toronto (2071050)	178
Troy (2071575)	743
Uniontown (2072525)	187
Valley Falls (2073300)	831
Vassar (2073450)	459
Wabaunsee (2074225)	76
Wakarusa (2074425)	202
Wamego (2075325)	3,556
Wathena (2076000)	956
Waverly (2076050)	414
Welda (2076425)	117
Wellsville (2076625)	1,441
Westmoreland (2077200)	584
Westphalia (2077250)	91
Wetmore (2077550)	232

<p style="text-align: center;">Place Assignment Report for M5_Patriot for KLRD TR By District</p>

**2020
Voting Age
Population**

District: 2	
Wheaton (2077700)	68
White Cloud (2077850)	89
Whiting (2078100)	139
Willard (2079250)	59
Williamsburg (2079300)	275
Williamstown (2079375)	69
Willis (2079400)	21
Winchester (2079800)	359
Yates Center (2080700)	1,055
Zeandale (2080875)	52
District: 3	
Baldwin City (2003900)	3,753
Bonner Springs (2007975)	0
Bucyrus (2009050)	119
De Soto (2017850)	4,645
Edgerton (2019825)	1,242
Eudora (2021675)	4,532
Fairway (2022700)	3,193
Gardner (2025425)	15,819
Lake Quivira (2037975)	750
Lawrence (2038900)	78,043
Leawood (2039075)	25,760
Lecompton (2039150)	458
Lenexa (2039350)	44,993
Merriam (2046000)	8,980
Mission (2047225)	8,547
Mission Hills (2047350)	2,647
Mission Woods (2047425)	156
Olathe (2052575)	102,214
Overland Park (2053775)	152,219
Prairie Village (2057575)	17,917
Roeland Park (2060825)	5,635
Shawnee (2064500)	50,556
Somerset (2066475)	4
Spring Hill (2067625)	5,579
Westwood (2077500)	1,386
Westwood Hills (2077525)	295

<p style="text-align: center;">Place Assignment Report for M5_Patriot for KLRD TR By District</p>

**2020
Voting Age
Population**

District: 4	
Altamont (2001550)	783
Altoona (2001625)	259
Andale (2001775)	629
Andover (2001800)	10,133
Arcadia (2002175)	197
Arma (2002375)	1,111
Augusta (2003300)	6,816
Bartlett (2004350)	55
Baxter Springs (2004625)	2,963
Beaumont (2004925)	30
Bel Aire (2005337)	6,305
Benedict (2006000)	62
Bentley (2006125)	406
Benton (2006175)	697
Buffalo (2009150)	171
Caney (2010375)	1,317
Cassoday (2010925)	83
Chanute (2012500)	6,479
Cheney (2012775)	1,554
Cherokee (2012825)	453
Cherryvale (2012925)	1,611
Chetopa (2012950)	744
Chicopee (2013100)	318
Clearwater (2013925)	1,854
Climax (2014275)	33
Coffeyville (2014600)	6,739
Columbus (2015075)	2,211
Colwich (2015100)	1,059
Coyville (2016150)	52
Crestline (2016325)	89
Croweburg (2016475)	72
Dearing (2017150)	306
Dennis (2017675)	101
Derby (2017800)	18,983
Douglass (2018400)	1,073
Earlton (2019275)	45
Eastborough (2019300)	599

<p style="text-align: center;">Place Assignment Report for M5_Patriot for KLRD TR By District</p>

**2020
Voting Age
Population**

District: 4	
Edna (2019900)	283
Elbing (2020050)	159
El Dorado (2020075)	9,904
Elk City (2020250)	207
Elk Falls (2020300)	83
Erie (2021500)	810
Eureka (2021800)	1,816
Fall River (2022775)	116
Farlington (2023050)	58
Franklin (2024325)	345
Fredonia (2024575)	1,663
Frontenac (2024850)	2,573
Furley (2024975)	34
Galena (2025100)	2,081
Galesburg (2025150)	104
Garden Plain (2025375)	684
Girard (2026300)	1,833
Goddard (2026725)	3,380
Greenwich (2028700)	51
Grenola (2028800)	118
Hallowell (2029550)	72
Hamilton (2029675)	142
Havana (2030700)	68
Haysville (2031125)	8,007
Hepler (2031375)	78
Howard (2033250)	435
Independence (2033875)	6,425
Kechi (2036225)	1,724
Labette (2037375)	35
Lafontaine (2037675)	41
Latham (2038775)	82
Leon (2039450)	479
Liberty (2040250)	71
Longton (2042650)	218
Lowell (2043050)	200
McConnell AFB (2043675)	1,121
McCune (2043725)	282

<p style="text-align: center;">Place Assignment Report for M5_Patriot for KLRD TR By District</p>

**2020
Voting Age
Population**

District: 4	
Madison (2044050)	523
Maize (2044200)	3,979
Moline (2047600)	259
Mound Valley (2048825)	254
Mount Hope (2048900)	610
Mulberry (2049025)	313
Mulvane (2049100)	3,819
Neal (2049550)	37
Neodesha (2049650)	1,665
New Albany (2050150)	40
Oaklawn-Sunview (2051810)	2,002
Opolis (2052925)	92
Oswego (2053450)	1,285
Park City (2054450)	5,955
Parsons (2054675)	7,206
Peck (2055175)	46
Piedmont (2055750)	40
Pittsburg (2056025)	16,117
Potwin (2057300)	326
Radley (2058325)	80
Ringo (2059975)	87
Riverton (2060200)	583
Rosalia (2061100)	105
Rose Hill (2061250)	2,918
Roseland (2061275)	62
St. Marks (2062375)	87
St. Paul (2062500)	468
Scammon (2063325)	297
Sedgwick (2063800)	139
Severy (2064050)	167
South Mound (2066800)	25
Stark (2068025)	57
Sycamore (2069725)	63
Thayer (2070300)	328
Towanda (2071125)	1,036
Tyro (2071925)	131
Urbana (2072600)	19

**Place Assignment Report
for
M5_Patriot for KLRD TR
By District**

**2020
Voting Age
Population**

District: 4	
Valley Center (2073250)	5,175
Viola (2074025)	89
Virgil (2074075)	41
Walnut (2074950)	137
Wayside (2076175)	12
Weir (2076350)	425
West Mineral (2077150)	127
Whitewater (2078050)	481
Wichita (2079000)	300,475
Yale (2080650)	68

<p align="center"> Split Place Report for M5_Patriot for KLRD TR </p>
--

	2020 Population		2020 Population		2020 Population		2020 Population
Bonner Springs (2007975) is split into 2 Districts.							
District: 2	7,837	District: 3	0				
De Soto (2017850) is split into 2 Districts.							
District: 2	0	District: 3	6,118				
Fort Riley (2023975) is split into 2 Districts.							
District: 1	965	District: 2	8,265				
Lake Quivira (2037975) is split into 2 Districts.							
District: 2	53	District: 3	961				
Mulvane (2049100) is split into 2 Districts.							
District: 1	922	District: 4	5,364				
Peck (2055175) is split into 2 Districts.							
District: 1	103	District: 4	59				
Sedgwick (2063800) is split into 2 Districts.							
District: 1	1,409	District: 4	194				
Somerset (2066475) is split into 2 Districts.							
District: 2	84	District: 3	6				

Split Place Report for M5_Patriot for KLRD TR
--

2020 Voting Age Population	2020 Voting Age Population	2020 Voting Age Population	2020 Voting Age Population
Bonner Springs (2007975) is split into 2 Districts.			
District: 2 5,904	District: 3 0		
De Soto (2017850) is split into 2 Districts.			
District: 2 0	District: 3 4,645		
Fort Riley (2023975) is split into 2 Districts.			
District: 1 548	District: 2 7,002		
Lake Quivira (2037975) is split into 2 Districts.			
District: 2 36	District: 3 750		
Mulvane (2049100) is split into 2 Districts.			
District: 1 722	District: 4 3,819		
Peck (2055175) is split into 2 Districts.			
District: 1 80	District: 4 46		
Sedgwick (2063800) is split into 2 Districts.			
District: 1 1,028	District: 4 139		
Somerset (2066475) is split into 2 Districts.			
District: 2 73	District: 3 4		

Political Subdivision Splits Between Districts

Monday, January 24, 2022

4:00 PM

Number of subdivisions not split:

County	101
Voting District	4,238

Number of subdivisions split into more than one district:

County	4
Voting District	2

Number of splits involving no population:

County	0
Voting District	0

Split Counts

County

Cases where an area is split among 2 Districts: 3

Cases where an area is split among 3 Districts: 1

Voting District

Cases where an area is split among 2 Districts: 1

Cases where an area is split among 3 Districts: 1

County	Voting District	District	Population
<i>Split Counties:</i>			
Coffey KS		1	692
Coffey KS		2	7,665
Coffey KS		4	3
Miami KS		2	28,369
Miami KS		3	5,822
Sumner KS		1	22,362
Sumner KS		4	20
Woodson KS		2	2,903
Woodson KS		4	212
<i>Split VTDs:</i>			
Coffey KS	Liberty Township	1	436
Coffey KS	Liberty Township	2	111
Coffey KS	Liberty Township	4	3
Miami KS	North Wea Township	2	529
Miami KS	North Wea Township	3	140