

STATE OF KANSAS
HOUSE OF REPRESENTATIVES

STATE CAPITOL
TOPEKA, KS 66612
(785) 296-7677
timothy.johnson@house.ks.gov



15958 151ST STREET
BONNER SPRINGS, KANSAS 66012
(913) 728-2024

TIMOTHY H. JOHNSON
38TH DISTRICT

DATE: February 16, 2021

TO: Carol Robertson-Administrative Assistant
House Veterans & Military Committee

RE: Hearing Testimony for HB2020
Feb. 18, 2021 @9:00

Attached is the information I will share briefly during my appearance as a proponent for HB2020, regarding the construction of a new veterans home in northeast Kansas. I was an original co-sponsor for this bill.

Respectfully,

Rep. Tim Johnson

House Bill Number 2020 / 2021

Demanding the submission of an initial application to US Department of Veterans Affairs for the construction of a State Veterans Home Facility to be located in NE Kansas (specifically, Douglas, Jefferson, Leavenworth, Shawnee or Wyandotte County) with an expected construction / building cost <\$17.5M.

Is there a need?

There is absolutely a need for an additional Veterans Home Facility, specifically in northeast Kansas.

Where are current facilities located?

Dodge City, KS (Southwest Kansas)

The Kansas Soldiers' Home at Fort Dodge, Kansas is located approximately 5 miles east of Dodge City, Kansas, on Highway 400 (formerly 154). Fort Dodge dates back to 1865 when it was ordered to be built as a supply post for people and wagon trains traveling the Santa Fe Trail. Fort Dodge was strategically located to the wet and dry routes of the Santa Fe Trail.

- 30 domiciliary unit
- 30 long term care unit
- 26 bed special care unit for dementia
- 60 cottages

**<https://kcva.ks.gov/veteran-homes/fort-dodge-home>

Winfield, KS (Southcentral Kansas)

The Kansas Veterans' Home is located in Winfield, Kansas. This community has a population of approximately 12,000 and is located 35 miles southeast of Wichita, Kansas. Friendly people are one of the community's greatest assets. Winfield has a growing business community and excellent schools, including Southwestern College.

- 48 bed domiciliary unit
- 118 bed long-term care unit
- 24 bed special care unit for Alzheimer and related dementia

**<https://kcva.ks.gov/veteran-homes/winfield-home>

Other facilities in the larger Kansas City Metro Area?

Missouri operates Veterans Homes in Warrensburg and Cameron
Veterans Hospital, Kansas City, MO
Veterans Hospital, Leavenworth, KS
VA Clinic, Overland Park, KS
VA Clinic, Shawnee, KS
Wyandotte Co. VA Clinic, Kansas City, KS
Honor VA Clinic, Kansas City, MO
VA Clinic, Paola, KS
VA Clinic, Platte City, MO
VA Clinic, Lawrence, KS
VA Clinic, Excelsior Springs, MO
VA Clinic, Garnett, KS

**<https://www.va.gov/find-locations>

Eligible population density in specified counties?

<u>County</u>	<u>County Seat</u>	<u>Est. Pop</u>	<u>Est. Vet. Pop</u>	<u>Pop trend</u>
Douglas	Lawrence	120.290	4.210	up
Jefferson	Oskaloosa	18.890	1.322	up
Leavenworth	Leavenworth	80.745	12.313	up
Shawnee	Topeka	177.852	27.122	down
Wyandotte	Kansas City	164.861	5.770	up

**Est. General Population <https://www.kansas-demographics.com/>

**Est. Veteran Population https://www.va.gov/vetdata/docs/SpecialReports/State_Summaries_Kansas.pdf

**Population trending <https://www.kansas-demographics.com/>

Is this a duplication of previous efforts?

No, it builds upon previous efforts to provide appropriate care for the military veteran population of Kansas.

Intended side effects:

Placing an additional facility is expected to produce effects other than the physical care of the admitted veterans. Other expected effects include providing a number of professional, skilled and unskilled jobs to the local economy on both a short and long term basis; adding a boost to the local economy from added vehicle traffic of employees, patients and visiting family members; and increasing the moral aptitude of both the county and state.

Unintended side effects?

Depending on the location of the facility, there may be resistance from local residents to both the construction of the facility as well as its ongoing operation. A number of the patients may enter the facility with an existing substance abuse situation, if that becomes a trend or drug addiction rehabilitation therapy is a provided service, there has been a tendency with facilities of that nature to promote an influx of narcotics activity into the area, where it did not previously exist. This naturally leads to an increase in both ancillary crimes and police activity.

Any risk of unintended side effects can be mitigated with proactive measures and partnership building with local government resources already in place.

Recommendation:

I recommend approval of the measure included in H.B. No. 2020 and H.B. No. 2021. Further, I would urge the placement of the facility to be in or near Leavenworth, Kansas. Although Leavenworth County does not have the highest population of the specified counties, it does have several already present advantages (existing military post [Ft. Leavenworth] with its existing logistical advantages; VA hospital with all its medical and logistical advantages; proximity to Leavenworth, KS and Lansing, KS, both are known to be supportive of current and prior military personnel.) and a population that is trending upward and a geographical advantage as being placed between Topeka, KS and Kansas City, MO.

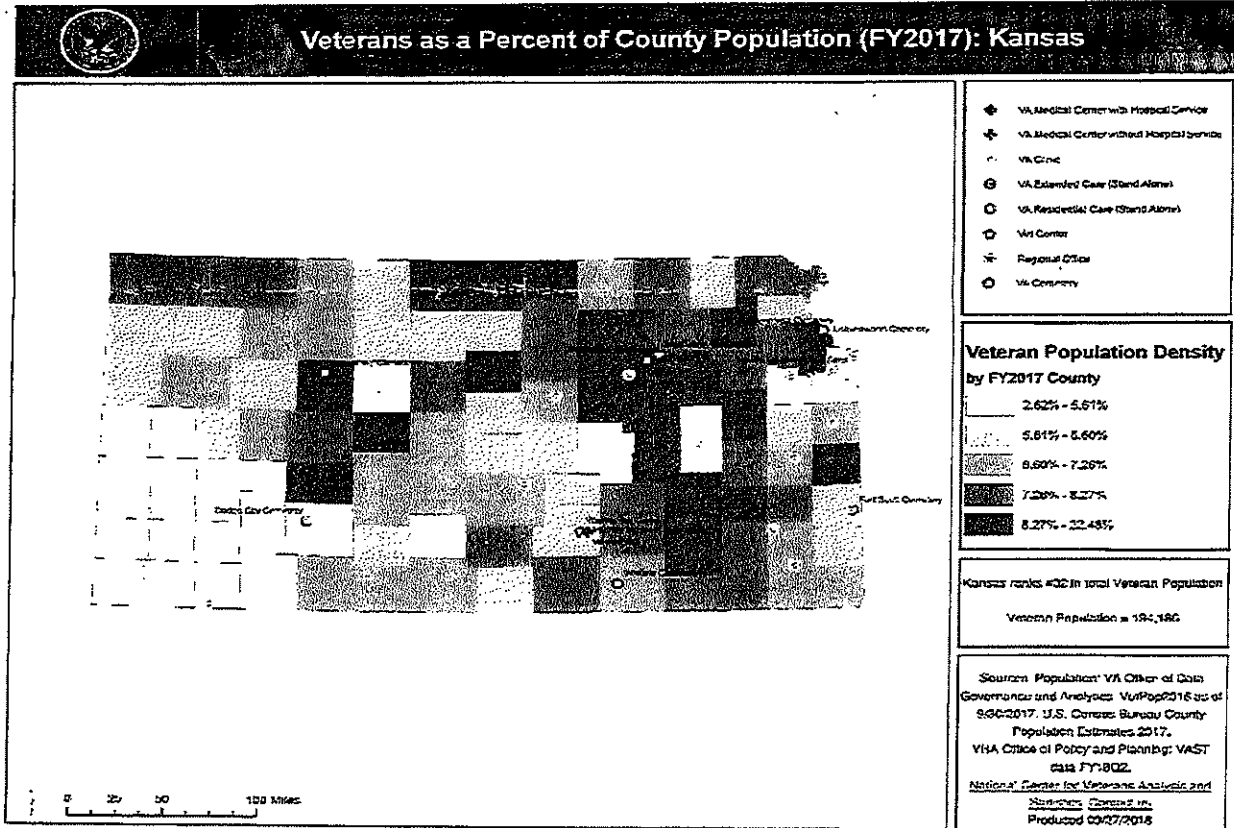
There are currently 2 residential facilities in the State of Kansas. The first in Dodge City, KS provides 86 beds between domiciliary, long term and dementia care, complimented by 60 cottages. The second facility is located in Winfield, KS and provides 190 beds between domiciliary, long term and dementia care. Both locations provide services such as restorative care, physical therapy, occupational therapy, social services and psychological services.

While the two existing facilities provide coverage in the southwest and southcentral portions of the state, this bill provides for appropriate coverage in the northeast and most populous portion of the state. Locating a facility in Leavenworth County would provide an easily accessible (by highway and distributed population densities) center. Additionally, it is within a short driving distance of military support channels. This can aid in both logistical needs and mental health adjustments. The value of each of these is immeasurable.



U.S. Department
of Veterans Affairs

Kansas

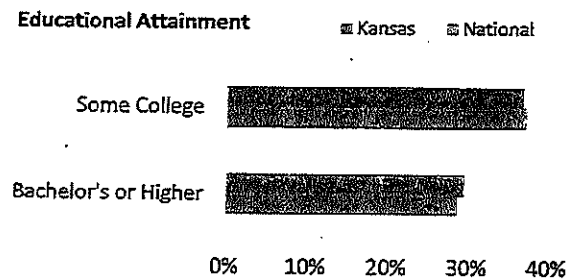
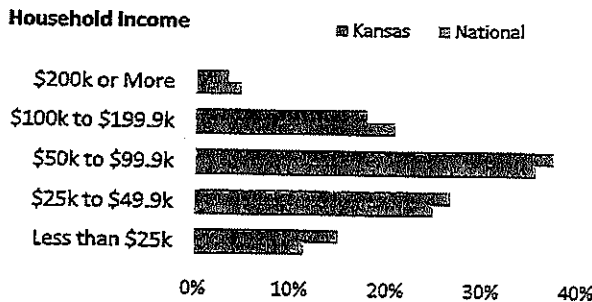
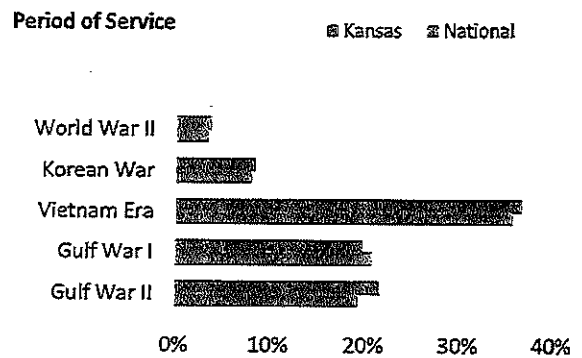
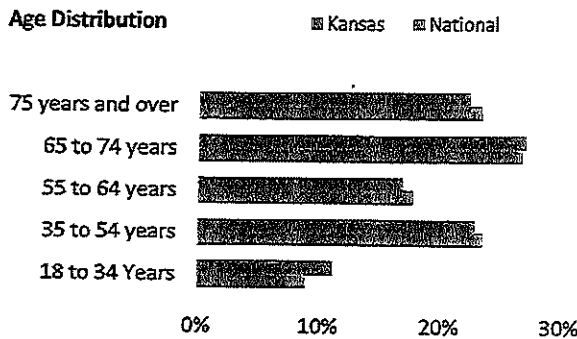


VA Facilities (as of 9/30/2017)	Kansas	National
Number of Inpatient Care Sites	3	154
Number of Outpatient Care Sites	17	1,029
Number of Vet Centers	2	300
Number of VBA Regional Offices	1	56
Number of National and State Cemeteries	7	246

VA Expenditures FY 2017 (in thousands)	Kansas	National
Compensation & Pension	\$ 687,564	\$ 84,138,460
Construction	\$ 2,140	\$ 1,467,395
Education & Voc Rehab/Employment	\$ 108,393	\$ 13,182,263
General Operating Expenses	\$ 20,520	\$ 9,222,998
Insurance & Indemnities	\$ 17,360	\$ 1,700,374
Medical Care	\$ 669,299	\$ 69,709,570



Veteran Population (as of 9/30/2017)	Kansas	National
Number of Veterans	194,186	19,998,799
Percent of Adult Population that are Veterans	9.22%	6.60%
Number of Women Veterans	17,972	1,882,848
Percent of Women Veterans	9.26%	9.41%
Number of Military Retirees	22,270	2,156,647
Percent of Veterans that are Military Retirees	11.47%	10.78%
Number of Veterans Age 65 and Over	88,625	9,410,179
Percent of Veterans Age 65 and Over	45.64%	47.05%



VA Healthcare and Benefits (as of 9/30/2017)	Kansas	National
Number of Veterans Receiving Disability Compensation	39,020	4,552,819
Number of Veterans Receiving Pension	2,336	276,570
Number of Dependency & Indemnity Comp Beneficiaries	3,574	411,390
Number of Education Beneficiaries	12,040	987,577
Number of Enrollees in VA Healthcare System	87,474	9,116,200
Number of Unique Patients Treated	59,271	6,035,183



U.S. Department
of Veterans Affairs

Kansas

Population Change	Kansas	National
Veteran Population 2015	199K	20.8M
Veteran Population 2045	134K	12M
Annual Percentage Change	-1.32%	-1.82%

Kansas	9/30/2015	9/30/2020	9/30/2025	9/30/2030	9/30/2035	9/30/2040	9/30/2045
Age Less than 40	34,008	36,421	34,941	33,155	32,777	32,906	32,974
Age 40-64	75,339	66,055	60,977	58,895	56,626	55,765	54,834
Age 65+	90,140	83,203	76,107	68,121	60,354	52,128	46,134

Kansas	9/30/2015	9/30/2020	9/30/2025	9/30/2030	9/30/2035	9/30/2040	9/30/2045
Gender Male	182,413	166,612	151,491	138,337	126,797	116,938	109,401
Gender Female	17,073	19,066	20,534	21,835	22,961	23,861	24,542

Kansas	9/30/2015	9/30/2020	9/30/2025	9/30/2030	9/30/2035	9/30/2040	9/30/2045
Period of Service WWII	8,998	2,838	575	72	5	0	0
Period of Service Korea	16,432	9,245	3,872	1,093	199	23	2
Period of Service Vietnam	68,031	58,837	47,999	35,825	23,308	12,451	5,123
Period of Service Gulf War	72,486	85,332	91,119	89,418	85,816	80,965	74,198

Note: The total for Period of Service does not equal the total Veteran Population because peace time veterans were excluded

Kansas	9/30/2015	9/30/2020	9/30/2025	9/30/2030	9/30/2035	9/30/2040	9/30/2045
Race White, Not Hispanic	173,697	158,002	141,956	127,026	113,486	101,654	92,091
Race Minority	25,789	27,677	30,069	33,145	36,271	39,145	41,852

Note: Minorities are all races/ethnicities except non-Hispanic White Veterans

