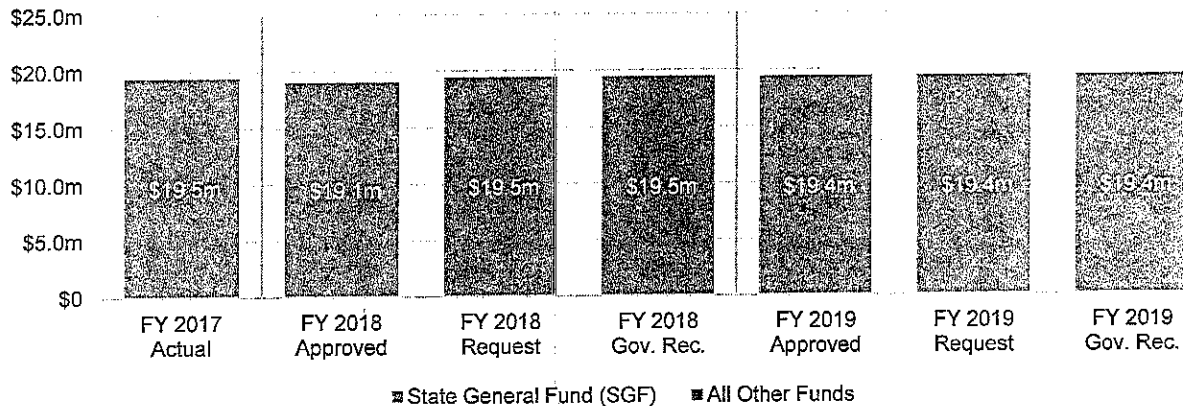


LEGISLATURE

TOTAL AGENCY EXPENDITURE SUMMARY



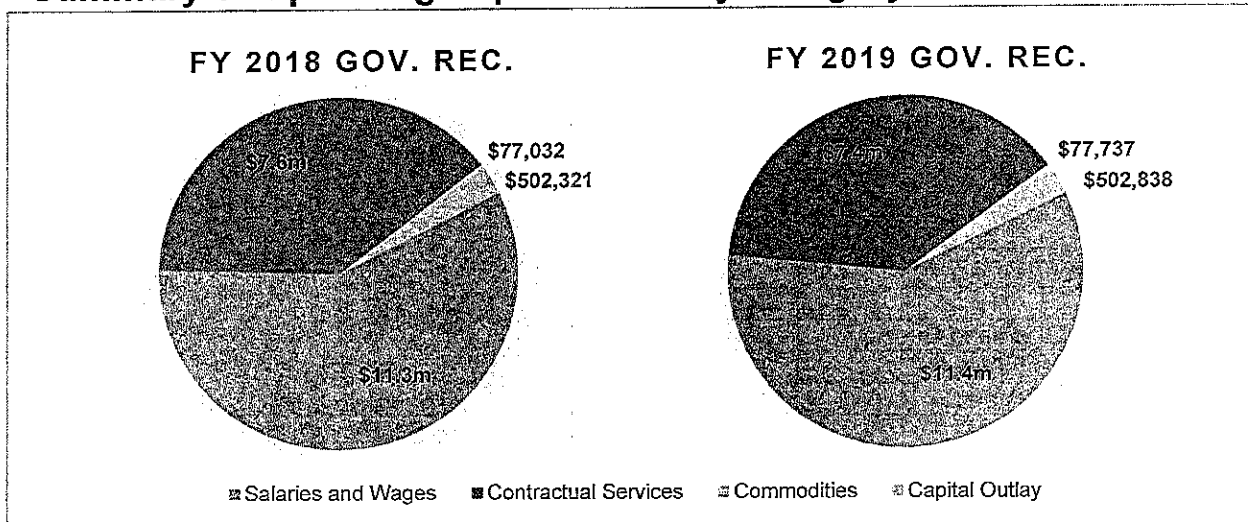
Summary of Changes

- FY 2018: The **agency** requests an increase of \$400,000 above the approved amount of \$19.1 million, including reappropriations in FY 2018. The increase is due to **two supplementals**. The **Governor** concurs with the agency's request.
- FY 2019: The **agency** has no changes to the amount approved by the 2017 Legislature for FY 2019. The **Governor** concurs with the agency's request.

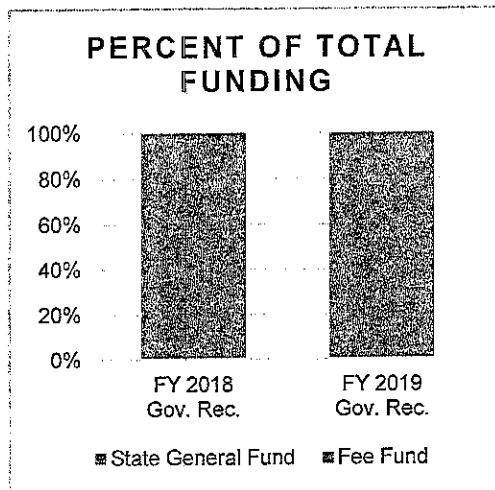
Summary of Supplemental Requests

- FY 2018: The **agency** has one supplemental request totaling \$400,000 (SGF). The agency requests **\$100,000 each for the House and Senate for Legislative Counsel** and **\$200,000 to contract with an expert in school finance to help the Legislature refine or develop a school finance formula**. The **Governor** recommends funding the supplemental request.
- FY 2019: The **agency** does not have any supplemental requests.

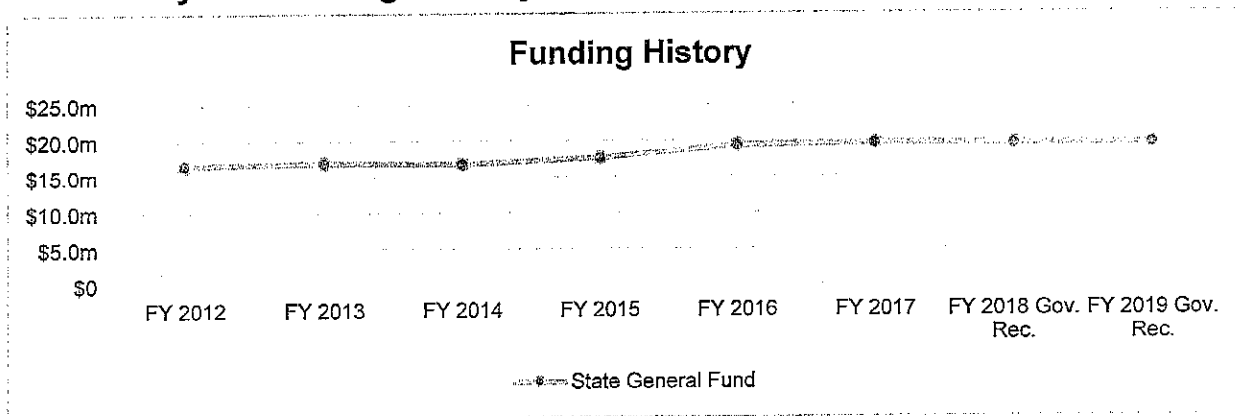
Summary of Operating Expenditures by Category



Summary of Funding Sources



Summary of Funding History



Key Performance Measures	FY 2017 Gov. Rec.	FY 2017 Actual	FY 2018 Gov. Rec.	FY 2019 Gov. Rec.
This agency was not previously required to submit performance measures.				

Did You Know?

- The *per diem* for legislators is set at the rate the federal General Services Administration (GSA) sets for the federal employees staying in Topeka and is reevaluated each October.
- Legislator salaries and non-Session allowance has not changed since July 2008 and increases are tied to general increases (COLA or step movement) for state classified employees.

Budget Analysis Index	
Front Table	34
Summary of Operating Budget	37
FY 2018 Current Year	38
FY 2019 Budget Year	39
Program Detail	42

KLRD Fiscal Analyst:
 J.G. Scott, 785-296-4397
 JG.Scott@klrd.ks.gov

Full Budget Analysis:
http://www.kslegresearch.org/KLRD-web/Approp-BA-SubcommRpt_links.html