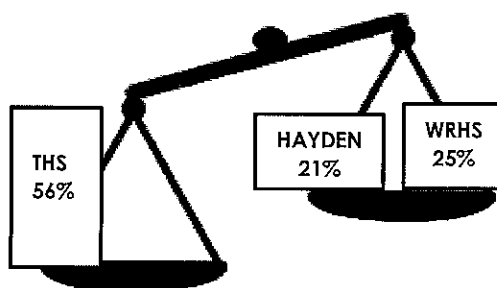

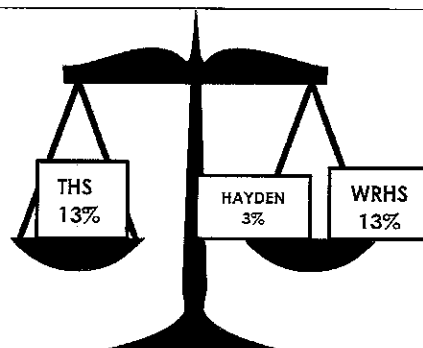
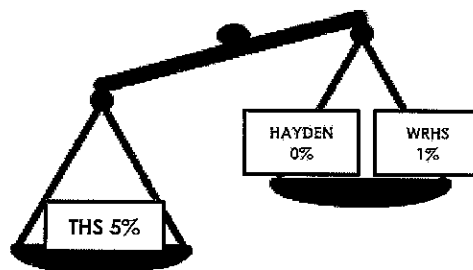


DEMOGRAPHICS

(% students of color)

**ECONOMICALLY
DISADVANTAGED****SPECIAL EDUCATION****ENGLISH LANGUAGE
LEARNERS (ELL)**

	THS	HAYDEN	WRHS
STATE MATH ASSESSMENT (% on grade level or above)	53%	74%	79%
STATE ELA ASSESSMENT (% on grade level or above)	67%	88%	82%
STATE SCIENCE ASSESSMENT (% meets standard or above)	69%	92%	79%