




---

# Scholars in Rural Health



*An assured admission program to the  
University of Kansas School of Medicine  
for students from rural Kansas*




SCHOOL OF MEDICINE



# Applicant Eligibility

- Kansas resident
- Significant experience living a rural community
- ACT at or above 75<sup>th</sup> percentile
- Have two years of undergraduate education remaining
- Completed one academic year of both general biology and inorganic chemistry
- Intention to practice in rural Kansas
- Evidence of the dedication and compassion necessary to be a competent and caring physician




SCHOOL OF MEDICINE



# Scholar Facts

---

- 16 classes admitted
  - 9 Scholars in Primary Care
  - 7 Scholars in Rural Health
- 55 Medical School graduates
  - 25 in family medicine
  - 8 in internal medicine
  - 7 in general surgery
  - 4 in ob/gyn
  - 3 in pediatrics
  - 3 in diagnostic radiology
  - 2 in medicine/pediatrics
  - 2 in anesthesiology
  - 1 in neurology






# Scholar Facts

---

- 14 (29%) of the medical school graduates were in the top 25% of the class
  - 1 graduated 1<sup>st</sup> in the class
  - 3 currently ranked 1<sup>st</sup> in class
- 30 residency graduates
  - 28 practice in Kansas
    - 17 practice in rural or non-metropolitan Kansas
    - 5 are full-time KUSM faculty
    - 2 practice at an urban clinic for underserved
  - 2 practice in rural Oklahoma or Nebraska




SCHOOL OF MEDICINE



# Scholar Facts

---


- 2 completed the Rural Track (2 Current)
- 1 completed a year-long fellowship in Washington, DC for the American Medical Student Association
- 3 graduated through the MD-MPH program
- 3 Scholar program mentors have been former Scholars







# Scholar Demographics

- 56% female (84 of 149)
- Selected from many universities/colleges
  - 47 from KSU
  - 29 from KU
  - 12 from Newman
  - 10 from PSU
  - 8 from ESU
  - 7 from Southwestern College and Washburn
  - 4 from WSU
  - 3 each from Benedictine, Bethel, and Kansas Wesleyan
  - 2 each from Tabor, Sterling, and ORU
  - 1 each from Fort Hays, Baker, Bethany, Friends, Abilene Christian University, Hutch CC, William Jewell, U of St Mary, Central Christian, and UMKC.



# Scholar Demographics






# Campus Selection

---

- 1997 - 2008 (1<sup>st</sup> two years in KC)
  - 49 in Wichita (2 Rural Track in Salina)
  - 30 in Kansas City (2 Rural Track in Salina)
- 2008 - 2012 (1<sup>st</sup> year available at 3 sites)
  - 17 in Kansas City
  - 5 in Salina
  - 3 in Wichita




SCHOOL OF MEDICINE





---

# Publication



# Family Medicine

**Scholars in Rural Health: Outcomes  
From an Assured Admissions Program**

**K. James Kallail, PhD; Sandra McCurdy, MD**

Volume 42 Issue 10  
November-December 2010

**KU**  
SCHOOL OF MEDICINE