


Kansas City, Kansas Public Schools

# National Clearinghouse Data


# Lexile Framework<sup>®</sup> for Reading Study

## Summary of Text Lexile Measures


Interquartile Ranges Shown (25% - 75%)



\* Source of National Test Data: MetaMetrics



**Fig. 6a: First-Time Enrollees Taking Remedial Courses in Math**






Fig. 6b: First-Time Enrollees Taking Remedial Courses in English



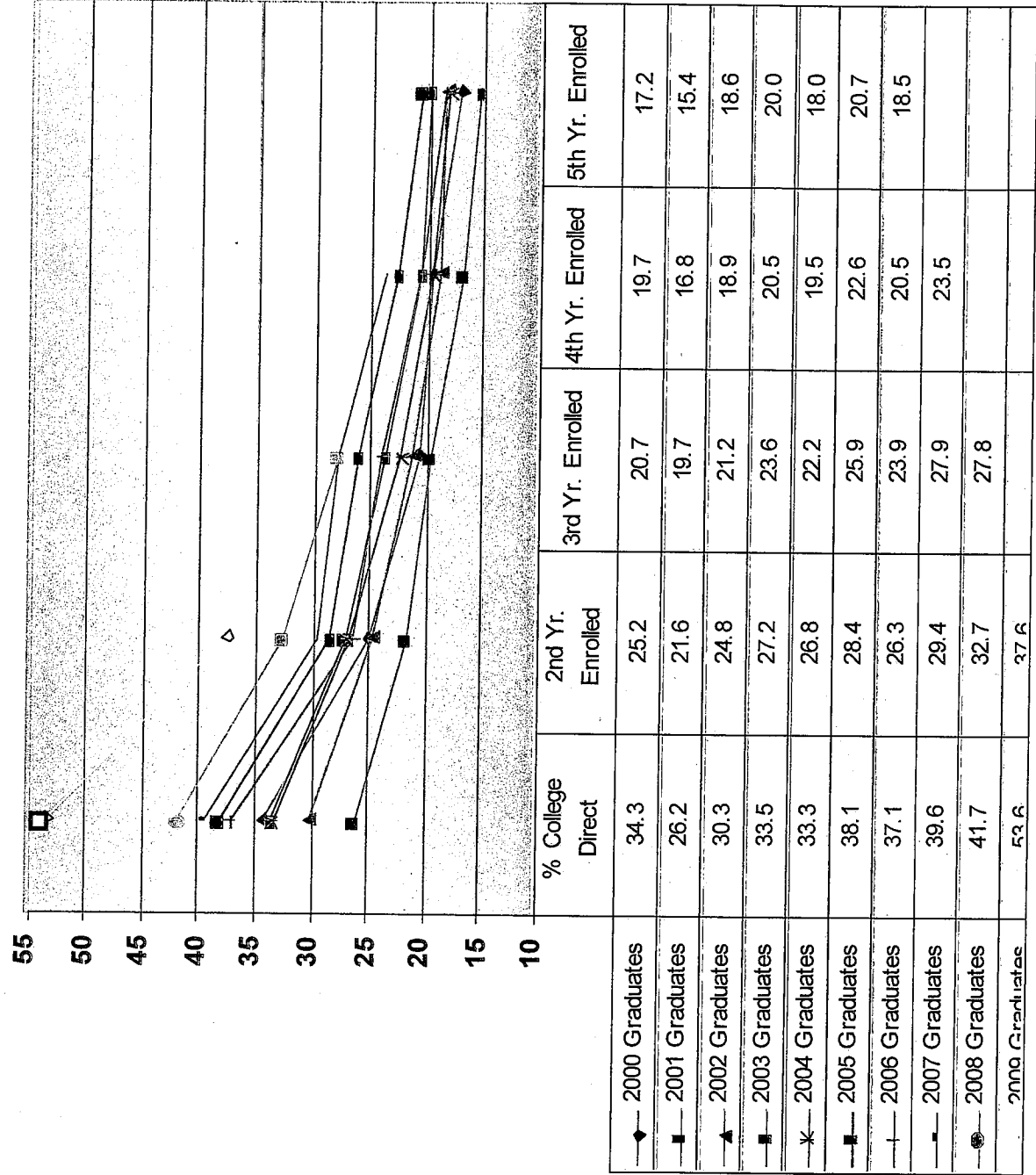


Fig. 6c: First-Time Enrollees Taking Remedial Course Work in Reading



**Fig. 8: Persistence in Enrollment for Recent Cohorts**



**Fig. 9: Enrollees Completing Degrees Within Five Years**

