


Kansas City, Kansas Public Schools

National Clearinghouse Data

Lexile Framework® for Reading Study

Summary of Text Lexile Measures

Interquartile Ranges Shown (25% - 75%)



* Source of National Test Data: MetaMetrics

Fig. 6a: First-Time Enrollees Taking Remedial Courses in Math




Fig. 6b: First-Time Enrollees Taking Remedial Courses in English




Fig. 6c: First-Time Enrollees Taking Remedial Course Work in Reading




Fig. 8: Persistence in Enrollment for Recent Cohorts

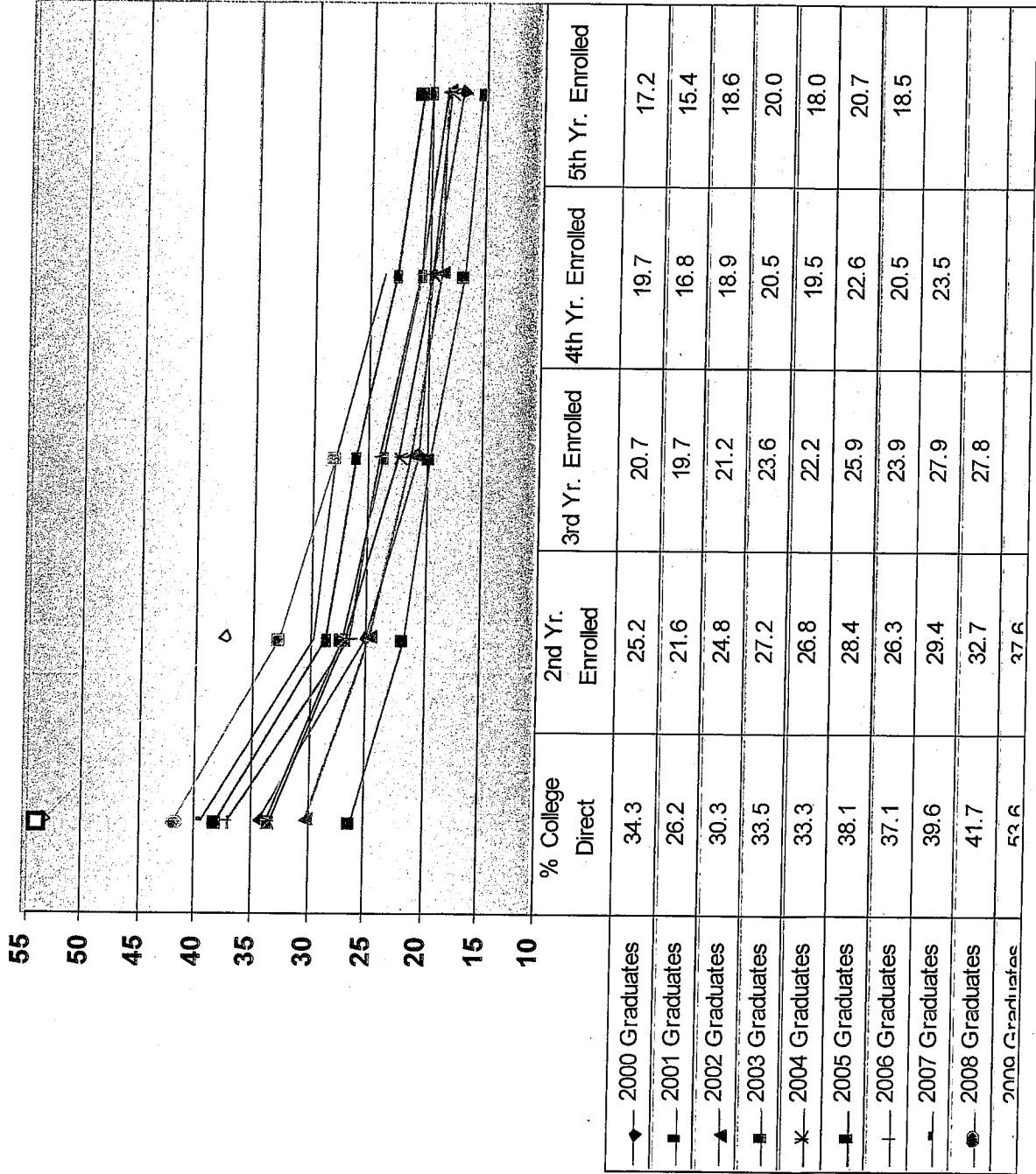


Fig. 9: Enrollees Completing Degrees Within Five Years

