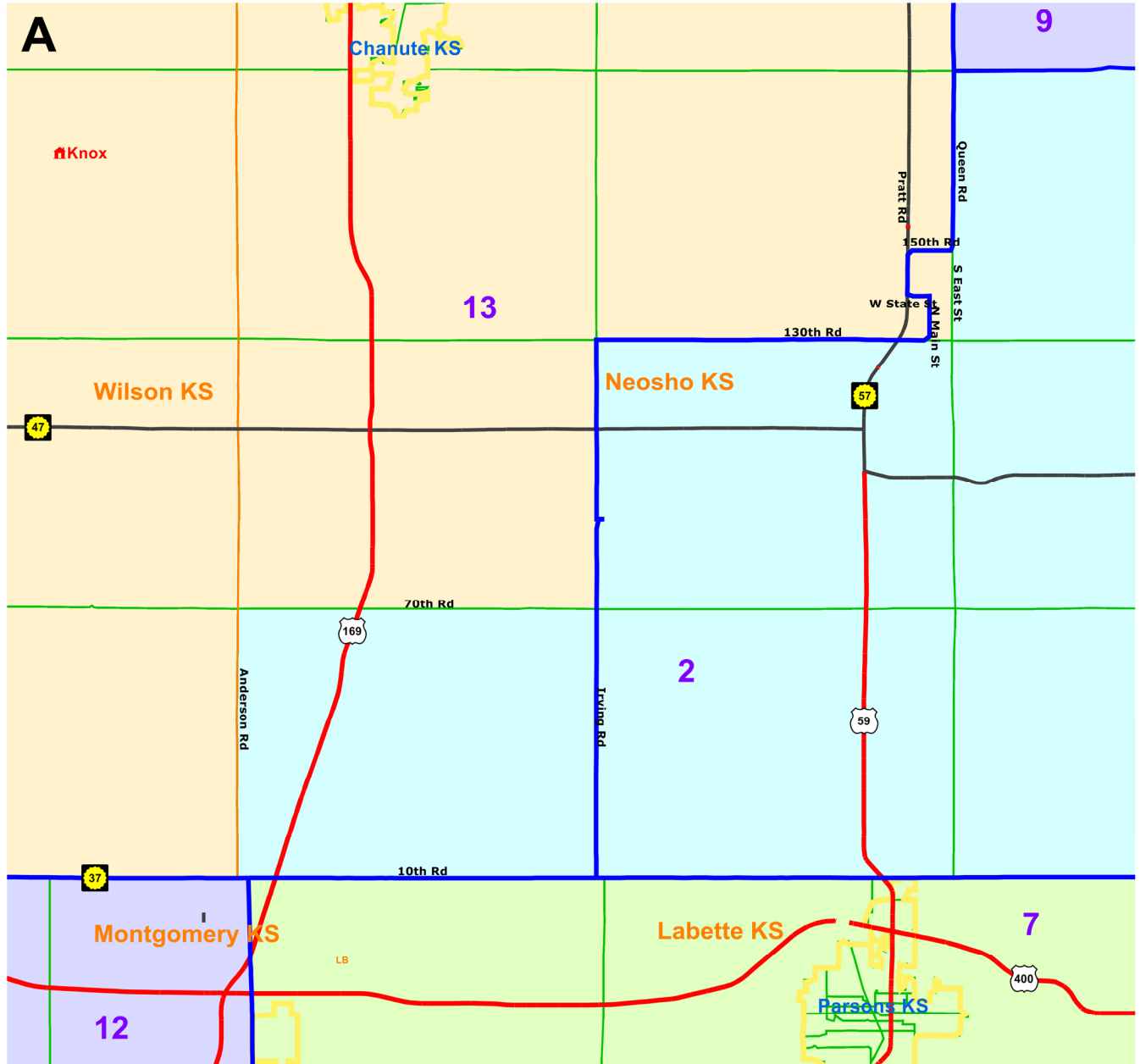
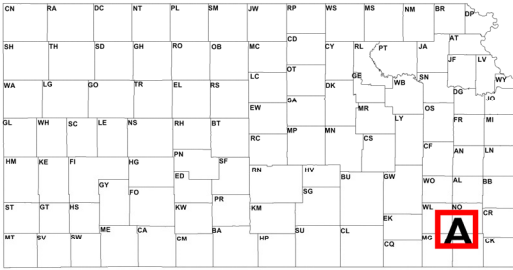
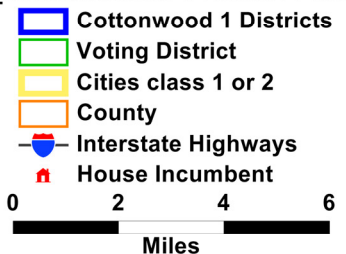


M3_Cottonwood 1 Knox B FOR KLRD TR



Plan: M3_Cottonwood 1 Knox B for KLRD TR



Plan: M3_Cottonwood 1 Knox B for KLRD TR
Plan Type: House
Administrator: Forrest Knox
User:

Population Summary Report

Tuesday February 7, 2012

3:08 PM

DISTRICT	ADJ_POPULATION	DEVIATION	% DEVN.
1	21,659	-1,057	-4.65
2	21,676	-1,040	-4.58
3	23,303	587	2.58
4	22,519	-197	-0.87
5	23,482	766	3.37
6	23,623	907	3.99
7	21,688	-1,028	-4.53
8	22,781	65	0.29
9	21,625	-1,091	-4.80
10	23,006	290	1.28
11	21,926	-790	-3.48
12	22,076	-640	-2.82
13	22,797	81	0.36
14	23,616	900	3.96
15	23,446	730	3.21
16	22,909	193	0.85
17	23,099	383	1.69
18	22,494	-222	-0.98
19	22,747	31	0.14
20	22,624	-92	-0.41
21	22,544	-172	-0.76
22	23,439	723	3.18
23	22,777	61	0.27
24	23,567	851	3.75
25	22,209	-507	-2.23
26	23,778	1,062	4.68
27	22,977	261	1.15
28	21,701	-1,015	-4.47
29	23,612	896	3.94
30	22,141	-575	-2.53
31	21,599	-1,117	-4.92
32	21,730	-986	-4.34
33	22,199	-517	-2.28
34	21,657	-1,059	-4.66

Plan: M3_Cottonwood 1 Knox B for KLRD TR

Administrator: Forrest Knox

Type: House

User:

DISTRICT	ADJ_POPULATION	DEVIATION	% DEVN.
35	21,710	-1,006	-4.43
36	21,833	-883	-3.89
37	21,602	-1,114	-4.90
38	23,264	548	2.41
39	22,830	114	0.50
40	23,717	1,001	4.41
41	23,366	650	2.86
42	23,660	944	4.16
43	23,534	818	3.60
44	23,825	1,109	4.88
45	23,782	1,066	4.69
46	23,774	1,058	4.66
47	22,378	-338	-1.49
48	21,704	-1,012	-4.46
49	23,317	601	2.65
50	21,865	-851	-3.75
51	22,539	-177	-0.78
52	22,417	-299	-1.32
53	21,818	-898	-3.95
54	21,819	-897	-3.95
55	22,075	-641	-2.82
56	21,944	-772	-3.40
57	21,665	-1,051	-4.63
58	22,441	-275	-1.21
59	22,899	183	0.81
60	22,109	-607	-2.67
61	22,976	260	1.14
62	21,807	-909	-4.00
63	22,714	-2	-0.01
64	23,646	930	4.09
65	23,811	1,095	4.82
66	23,838	1,122	4.94
67	23,499	783	3.45
68	23,643	927	4.08
69	22,698	-18	-0.08
70	23,219	503	2.21
71	23,486	770	3.39
72	22,352	-364	-1.60
73	22,116	-600	-2.64
74	21,705	-1,011	-4.45
75	22,262	-454	-2.00
76	21,621	-1,095	-4.82

Plan: M3_Cottonwood 1 Knox B for KLRD TR

Administrator: Forrest Knox

Type: House

User:

DISTRICT	ADJ_POPULATION	DEVIATION	% DEVN.
77	23,528	812	3.57
78	22,965	249	1.10
79	21,703	-1,013	-4.46
80	21,730	-986	-4.34
81	23,790	1,074	4.73
82	23,427	711	3.13
83	22,257	-459	-2.02
84	22,761	45	0.20
85	22,681	-35	-0.15
86	23,812	1,096	4.82
87	23,081	365	1.61
88	23,503	787	3.46
89	22,970	254	1.12
90	22,055	-661	-2.91
91	23,266	550	2.42
92	23,461	745	3.28
93	22,612	-104	-0.46
94	23,013	297	1.31
95	23,161	445	1.96
96	23,495	779	3.43
97	23,217	501	2.21
98	23,534	818	3.60
99	23,362	646	2.84
100	23,037	321	1.41
101	21,791	-925	-4.07
102	23,158	442	1.95
103	23,783	1,067	4.70
104	22,545	-171	-0.75
105	21,681	-1,035	-4.56
106	23,583	867	3.82
107	23,651	935	4.12
108	23,754	1,038	4.57
109	22,492	-224	-0.99
110	22,069	-647	-2.85
111	23,003	287	1.26
112	21,935	-781	-3.44
113	22,244	-472	-2.08
114	23,470	754	3.32
115	22,100	-616	-2.71
116	21,646	-1,070	-4.71
117	22,692	-24	-0.11
118	21,602	-1,114	-4.90

Plan: M3_Cottonwood 1 Knox B for KLRD TR

Administrator: Forrest Knox

Type: House

User:

DISTRICT	ADJ_POPULATION	DEVIATION	% DEVN.
119	22,321	-395	-1.74
120	22,518	-198	-0.87
121	22,229	-487	-2.14
122	23,064	348	1.53
123	21,720	-996	-4.38
124	23,000	284	1.25
125	22,667	-49	-0.22

Total Population: 2,839,445

Ideal District Population: 22,716

Summary Statistics

Population Range: 21,599 to 23,838

Ratio Range: 1.10

Absolute Range: -1,117 to 1,122

Absolute Overall Range: 2,239.00

Relative Range: -4.92% to 4.94%

Relative Overall Range: 9.86%

Absolute Mean Deviation: 637.02

Relative Mean Deviation: 2.80%

Standard Deviation: 728.81

Plan: M3_Cottonwood 1 Knox B for KLRD TR
Plan Type: House

Administrator Forrest Knox
User:

Districts & Their Incumbents

Tuesday, February 7, 2012

3:11 PM

District	Name	Party	Previous District
1	Doug Gatewood	Democrat	1
2	Robert Grant	Democrat	2
3	Terry Calloway	Republican	3
4	Caryn Tyson	Republican	4
5	Bill Feuerborn	Democrat	5
6	Jene Vickrey	Republican	6
7	Richard Proehl	Republican	7
8			
9	Bill Otto	Republican	9
10	Terri Lois Gregory	Republican	10
11	Virgil Peck Jr.	Republican	11
12	James Kelly	Republican	12
13	Forrest Knox	Republican	13
13	Jerry D. Williams	Democrat	8
14	Lance Kinzer	Republican	14
15	Arlen Siegfroid	Republican	15
16	Amanda Grosserode	Republican	16
17	Kelly Meigs	Republican	17
18	John Rubin	Republican	18
19	Jim Denning	Republican	19
20	Rob Bruchman	Republican	20
21	Kay Wolf	Republican	21
22	Gregory Smith	Republican	22
23	Brett Hildabrand	Republican	23
24	Mike Slattery	Democrat	24
25	Barbara Bollier	Republican	25

District	Name	Party	Previous District
26	Robert Montgomery	Republican	26
27	Charlotte O'Hara	Republican	27
28	Pat Colloton	Republican	28
29	Sheryl Spalding	Republican	29
30	Ron Worley	Republican	30
31	Stan Frownfelter	Democrat	31
32	Louis Ruiz	Democrat	32
33	Tom Burroughs	Democrat	33
34	Valdenia Winn	Democrat	34
35	Broderick Henderson	Democrat	35
36	Kathy Wolfe Moore	Democrat	36
37	Michael Peterson	Democrat	37
38	Anthony Brown	Republican	38
39	Owen Donohoe	Republican	39
40	Melanie Meier	Democrat	40
41	Jana Taylor Goodman	Republican	41
42	Connie O'Brien	Republican	42
43	S. "Mike" Kiegerl	Republican	43
44	Barbara Ballard	Democrat	44
45	Tom Sloan	Republican	45
46	Paul Davis	Democrat	46
47	Ramon Gonzalez Jr.	Republican	47
48	Marvin Kleeb	Republican	48
49	Scott Schwab	Republican	49
50	Trent LeDoux	Republican	50
51	Mike Burgess	Republican	51
52	Lana Gordon	Republican	52
53	Ann Mah	Democrat	53
54	Joe Patton	Republican	54
55	Annie Kuether	Democrat	55
56	Anna Tietze	Democrat	56

District	Name	Party	Previous District
57	Sean Gatewood	Democrat	57
58	Harold Lane	Democrat	58
59	William R. Prescott	Republican	59
60	Don Hill	Republican	60
61	Richard Carlson	Republican	61
62	Randy Garber	Republican	62
63	Jerry Henry	Democrat	63
64	Vern Swanson	Republican	64
65	James Fawcett	Republican	65
66	Sydney Carlin	Democrat	66
67	Susan Mosier	Republican	67
68	Tom Moxley	Republican	68
69			
70	J. Robert Brookens	Republican	70
71	Tom Arpke	Republican	69
71	Charles Roth	Republican	71
72	Marc Rhoades	Republican	72
73	Clark Shultz	Republican	73
74	Don Schroeder	Republican	74
75	John Grange	Republican	75
76	Peggy Mast	Republican	76
77	David Crum	Republican	77
78	Kenneth "Ed" Trimmer	Democrat	78
79	Kasha Kelley	Republican	79
80	Vincent Wetta	Democrat	80
81	Peter DeGraaf	Republican	81
82	Jim Howell	Republican	82
83	Jo Ann Pottorff	Republican	83
84	Gail Finney	Democrat	84
85	Steven Brunk	Republican	85
86	Judith Loganbill	Democrat	86
87	Joseph Scapa	Republican	87

District	Name	Party	Previous District
88	Jim Ward	Democrat	88
89	Melody McCray-Miller	Democrat	89
90	Steve Huebert	Republican	90
91			
92	Nile Dillmore	Democrat	92
93	Dan Kerschen	Republican	93
94	Joe McLeland	Republican	94
95	Benny Boman	Republican	95
96	Phil Hermanson	Republican	96
97	Leslie Osterman	Republican	97
98	Geraldine Flaharty	Democrat	98
99	Dennis Hedke	Republican	99
100	Mario Goico	Republican	100
101	Joe Seiwert	Republican	101
102	Janice L. Pauls	Democrat	102
103	Ponka-We Victors	Democrat	103
104	Michael (Mike) O'Neal	Republican	104
105	Brenda Landwehr	Republican	91
105	Gene Suellentrop	Republican	105
106	Sharon J. Schwartz	Republican	106
107	Elaine Bowers	Republican	107
108	Steven C. Johnson	Republican	108
109	Clay Aurand	Republican	109
110	Dan L. Collins	Republican	110
111	Eber Phelps	Democrat	111
112	William M. (Bill) Wolf	Republican	112
113	Bob Bethell	Republican	113
114	Mitch Holmes	Republican	114
115	Ronald Ryckman	Republican	115
116	Kyle Hoffman	Republican	116
117	Don Hineman	Republican	118
118			

District	Name	Party	Previous District
119	Brian Weber	Republican	119
120	Ward Cassidy	Republican	120
121	Richard "Rick" Billinger	Republican	121
122	Larry Powell	Republican	117
122	Gary Hayzlett	Republican	122
123	Reynaldo Mesa	Republican	123
124	Steve Alford	Republican	124
125	Carl Holmes	Republican	125

Number of Incumbents in District with more than one Incumbent:	8	<input type="checkbox"/>	<input checked="" type="checkbox"/>
Number of Districts with No Incumbent:	4	<input type="checkbox"/>	<input type="checkbox"/>
Number of Districts with Incumbents of more than one party:	1	<input checked="" type="checkbox"/>	<input type="checkbox"/>
Number of Districts with Paired Democrats:	0	<input type="checkbox"/>	<input type="checkbox"/>
Number of Districts with Paired Republicans:	3	<input type="checkbox"/>	<input type="checkbox"/>