



Kansas Department of Transportation

**HOUSE APPROPRIATIONS  
COMMITTEE**

January 20, 2011

---

---

---

---

---

---

---

---

**Transportation is a means to an end:**

It's about...

enhancing **safety**

supporting **the economy**

creating **jobs**

---

---

---

---

---

---

---

---

**Transportation Moves People  
and the Kansas Economy**



- 10,000 miles of state highways
- 2 million+ registered vehicles
- Nearly 2 million licensed drivers
- \$160 billion+ of goods shipped to, from and within Kansas each year

---

---

---

---

---

---

---

---

Appropriations Committee

Date January 20, 2011

Attachment 10

**KDOT's Resources  
Strategically Deployed**

2,200 employees in 6 districts / 26 areas  
 Road maintenance and construction inspection

900 employees at headquarters  
 Planning and local projects  
 Road and bridge design  
 Aviation, rail, and transit services  
 Signs, access, and speed limits

---

---

---

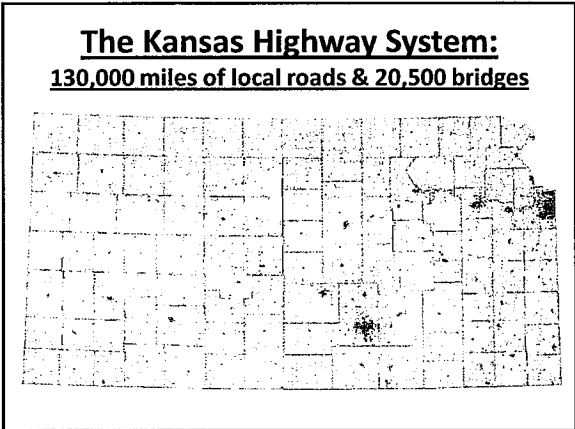
---

---

---

---

---




---

---

---

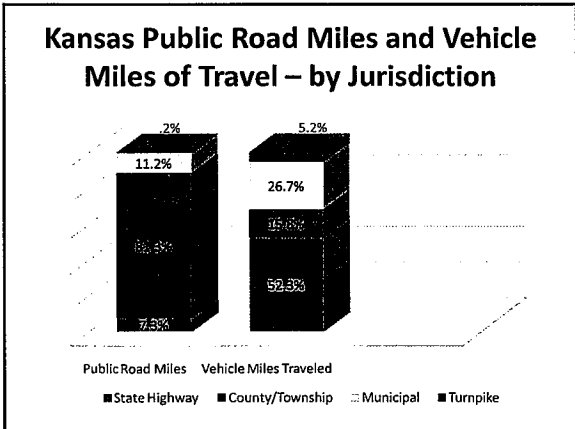
---

---

---

---

---




---

---

---

---

---

---

---

---

Appropriations Committee  
 Date January 20, 2011  
 Attachment 1-2

**30 Years of State Transportation**

**CTP** 1999-2009

**CHP**

**TWORKS**

---

---

---

---

---

---

---

---

**30 Years of Transportation**

- Comprehensive Highway Program (CHP)
  - 1989-1997
  - Focused on preservation
  - First time state funded transit
- Comprehensive Transportation Program (CTP)
  - 2000-2009
  - Focused on expansion
  - First time state funded aviation and rail
- T-Works
  - 2010-2020

**TWORKS**

---

---

---

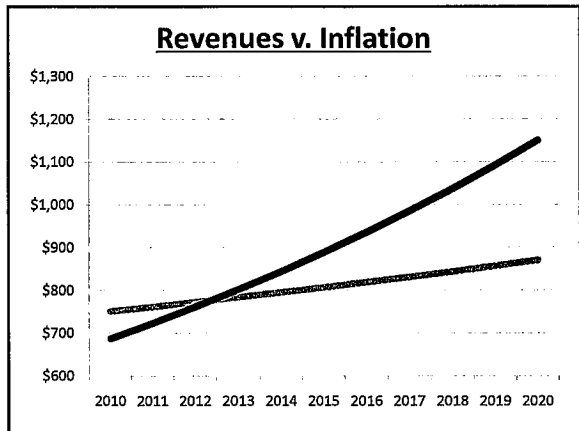
---

---

---

---

---




---

---

---

---

---

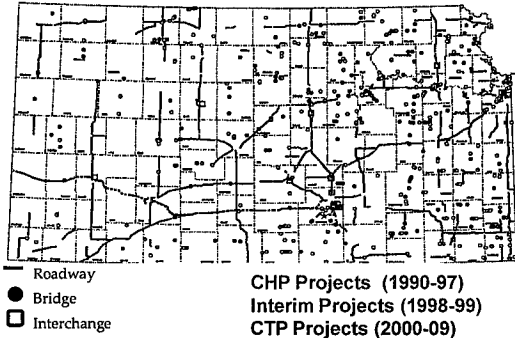
---

---

---

Appropriations Committee  
 Date January 20, 2011  
 Attachment 1-3

### Highway Projects from 1990-2009




---

---

---

---

---

---

---

---

---

---

---

---

### KDOT Financial Resources

---

---

---

---

---

---

---

---


---

---

---

---

### Revenues and Expenditures




---

---

---

---

---

---

---

---


---

---

---

---

Appropriations Committee  
 Date January 20, 2011  
 Attachment 1-4




---

---

---

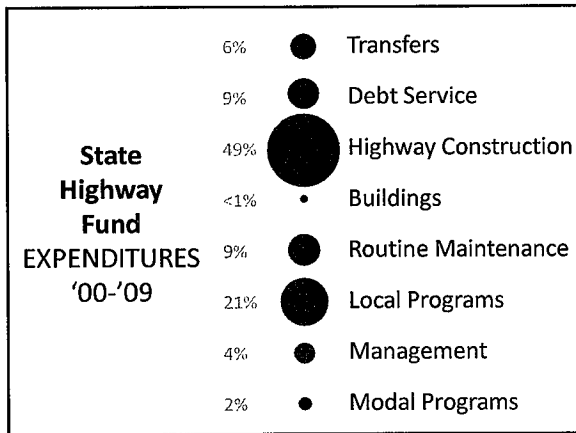
---

---

---

---

---




---

---

---

---

---

---

---

---

**Update**

**TWORKS**  
TRANSPORTATION WORKS FOR KANSAS  
Jobs ■ Safety ■ Economic Development

---

---

---

---

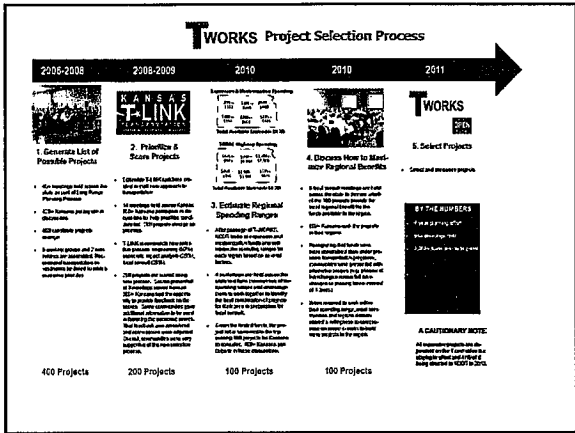
---

---

---

---

Appropriations Committee  
Date January 20, 2011  
Attachment 1-5




---

---

---

---

---

---

---

---

---

---

---

---

### Allocation

|   | <b>TWORKS</b><br>(Millions) | % of T-Link |
|---|-----------------------------|-------------|
| <b>Preservation</b>   | <b>\$4.4B</b>               | <b>100%</b> |
| <b>Mod/Expansion</b><br><small>*New selection process<br/>*Re-tooled economic development program</small> | <b>\$1.7 B</b>              | <b>39%</b>  |
| <b>Transit</b><br><small>*Streamline regional approach to increase efficiency</small>                     | <b>\$100</b>                | <b>56%</b>  |
| <b>Aviation</b>   | <b>\$46</b>                 | <b>70%</b>  |
| <b>Rail</b>   | <b>\$40</b>                 | <b>48%</b>  |
| <b>SCCHF</b>  | <b>\$1,628</b>              | <b>85%</b>  |
| <b>Total Program</b>  | <b>\$7,914</b>              | <b>71%</b>  |

---

---

---

---

---

---

---

---

---

---

---

---

## 2010

---

---

---

---

---

---

---

---

---

---

---

---

Appropriations Committee  
 Date January 20, 2011  
 Attachment 1-6

**TWORKS** Preservation Update

- Preservation back on track
- Excellent bid prices
- Selection based on engineering

---

---

---



---

---

---

---

---



Estimated Regional Spending Ranges

---

---

---

---

---

---

---

---

**T-WORKS Focuses on Economic Growth**

- Improved, more robust selection processes
- Re-tooled programs
- Expanded Partnerships

---

---

---

---

---

---

---

---

Appropriations Committee

Date January 20, 2011

Attachment 1-7

**Economic impacts: 5 Case Studies**

| Project                              | Project Cost   | Jobs Added    | Economic Value Added |
|--------------------------------------|----------------|---------------|----------------------|
| Parsons - US-400 Bypass              | \$27 M         | 1,400         | \$56 M               |
| Wichita - K-96 Bypass                | \$103 M        | 24,000        | \$1.6 B              |
| WY County - 110th St Interchange     | \$50 M         | 5,700         | \$186 M              |
| Overland Park - Nall Ave Interchange | \$48 M         | 17,500        | \$4.1 B              |
| Hays - Commerce Pkwy Interchange     | \$3.5 M        | 2,200         | \$111 M              |
| <b>TOTAL</b>                         | <b>\$231 M</b> | <b>50,800</b> | <b>\$6.1 B</b>       |

---

---

---

---

---

---

---

---

**Economic Development Program Re-tooled**

- \$10 M Annually
- Highway and multi-modal projects
- Project selection ongoing
- Work with Private and Public entities

---

---

---

---

---

---

---

---

**T-EDL**

**Transportation – Economic Development Loans**

- Bridge the gap between project construction and revenue from development

---

---

---

---

---

---

---

---

Appropriations Committee

Date January 20, 2011

Attachment 1-80



2011



Select and Announce Projects

Based on engineering, local input, economic analysis,  
previous work and cost.

---

---

---

---

---

---

---

---

2011

**Budget Update**



---

---

---

---

---

---

---

---

**\$200 M Transfer Possible**

- Low bid prices
- Low inflation



---

---

---

---

---

---

---

---

Appropriations Committee

Date January 20, 2011

Attachment 159

## \$200 M Transfer

- Lost opportunity for more work
- Must accelerate \$50 M bonding
- Inflation uncertainty




---

---

---

---

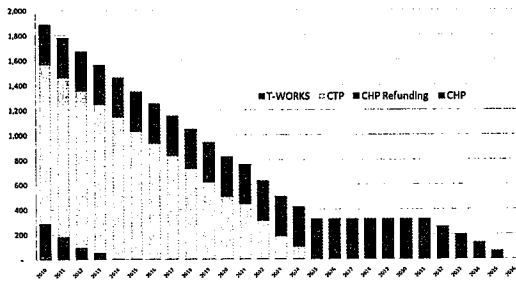
---

---

---

---

## Bonding Update




---

---

---

---

---

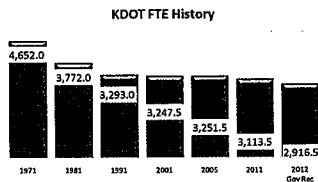
---

---

---

## Prior Budget Reductions

- KDOT eliminated 138 FTE positions after the CTP
- The Governor's recommendation is to eliminate an additional 197 FTE.




---

---

---

---

---

---

---

---

Appropriations Committee

Date January 20, 2011

Attachment 1-10

Questions?

**T**WORKS

---

---

---

---

---

---

---

---

Appropriations Committee

Date January 20, 2011

Attachment 1-110

# TWORKS Project Selection Process


2006-2008

2008-2009

2010

2010

2011



## 1. Generate List of Possible Projects

- 40+ meetings held across the state as part of Long Range Planning Process
- 420+ Kansans participate in discussions
- 400 candidate projects emerge
- 5 working groups and 2 committees are assembled. Recommended transportation investments be linked to state's economic priorities



## 2. Prioritize & Score Projects

- Statewide T-LINK taskforce created to craft new approach to transportation.
- 14 meetings held across Kansas. 850+ Kansans participate in discussions to help prioritize candidate list. 200 projects emerge as priorities.
- T-LINK recommends new selection process: engineering (50%), economic impact analysis (25%), local consult (25%).
- 200 projects are scored using new process. Scores presented at 8 meetings across Kansas. 800+ Kansans had the opportunity to provide feedback on the scores. Some communities gave additional information to be used in factoring the economic scores. That feedback was considered and some scores were adjusted. Overall, communities were very supportive of the new selection process.

400 Projects

200 Projects

Expansion & Modernization Spending

|                     |                     |                     |
|---------------------|---------------------|---------------------|
| \$75 <sup>to</sup>  | \$100 <sup>to</sup> | \$500 <sup>to</sup> |
| \$125               | \$200               | \$800               |
| \$100 <sup>to</sup> | \$300 <sup>to</sup> | \$125 <sup>to</sup> |
| \$150               | \$600               | \$225               |

Total Available Statewide \$1.7B

TOTAL Highway Spending

|                     |                       |                       |
|---------------------|-----------------------|-----------------------|
| \$675 <sup>to</sup> | \$700 <sup>to</sup>   | \$1,700 <sup>to</sup> |
| \$925               | \$1,000               | \$2,300               |
| \$450 <sup>to</sup> | \$1,000 <sup>to</sup> | \$825 <sup>to</sup>   |
| \$650               | \$1,500               | \$875                 |

Total Available Statewide \$6.3B

## 3. Estimate Regional Spending Ranges

- After passage of T-WORKS, KDOT looks at expansion and modernization funds and estimates the spending ranges for each region based on several factors.
- 4 workshops are held across the state to inform communities of the spending ranges and encourage them to work together to identify the best combination of projects for their area in preparation for local consult.
- Given the limited funds, the project list is narrowed to the top scoring 100 projects for Kansas to consider. 400+ Kansans participate in these discussions.

100 Projects



## 4. Discuss How to Maximize Regional Benefits

- 6 local consult meetings are held across the state to discuss which of the 100 projects provide the most regional benefit for the funds available in the region.
- 600+ Kansans rank the projects in their regions
- Recognizing that funds were more constrained than under previous transportation programs, communities were presented with alternative scopes (e.g. phases of interchanges versus full interchanges or passing lanes instead of 4-lanes).
- When required to work within their spending range, most communities and regions demonstrated a willingness to compromise on scope in order to build more projects in the region.

100 Projects



## 5. Select Projects

- Select and announce projects

### BY THE NUMBERS

- 4 year planning effort
- 95+ meetings held
- 2,000+ Kansans participated
- 33 projects make draft list totaling \$1.723 billion
- 210 miles will be completed under the draft list
- \$10 billion economic impact will be generated by draft list

### A CAUTIONARY NOTE

All expansion projects are dependent on the 1 cent sales tax staying in effect and 4/10 of it being directed to KDOT in 2013.

Appropriations Committee

Date January 20, 2011

Attachment 1-12