

Data for the Special Committee on Restricted Driving Privileges, October 10, 2023

Contents

Summary Statistics	1
Part 1: Judicial Branch District Court Records	
Table 1: District Court Suspensions Sent to KDOR in 2021-2022 for Failure to Comply with a Citation by Year and County	2
Map 1. District Court Suspensions Sent to KDOR in 2022 for Failure to Comply per Thousand Residents by County	4
Table 2: Charges Associated with District Court Suspensions Sent to KDOR in 2021-2022 for Failure to Comply with a Citation by Year and County	5
Map 2. Charges Associated with District Court Suspensions Sent to KDOR in 2022 for Failure to Comply per Thousand Residents by Count	7
Table 3: Charges Associated with District Court Suspensions Sent to KDOR in 2021-2022 for Failure to Comply with a Citation by Year and Statute	8
Table 4: Charges Associated with District Court Suspensions Sent to KDOR in 2022 for Failure to Comply with a Citation as a Percent of Total Charges	10
Table 5. Cases and Charges Associated with District Court Suspensions Sent to KDOR in 2021-2022 for Failure to Comply with a Citation by Number of Suspensions per Case	12
Table 6. Cases and Charges Associated with District Court Suspensions Sent to KDOR in 2021-2022 for Failure to Comply with a Citation by Number of Charges per Suspension	13
Table 7. Cases and Charges Associated with District Court Suspensions Sent to KDOR in 2021-2022 for Failure to Comply with a Citation by Number of Charges per Case	14
Part 2: Division of Vehicles Suspension Actions for Failure to Comply with a Citation, 2021-2022	
Table 8: Motor Vehicle Records of Municipal Court Suspensions in 2021-2022 for Failure to Comply with a Citation by County and Municipality	15
Map 3. Motor Vehicle Records of Municipal Court Suspensions in 2022 for Failure to Comply per Thousand Residents by Municipality	19
Table 9: Motor Vehicle Records of Suspensions in 2021-2022 for Failure to Comply with a Citation by County and Court Ordering Suspension	20
Map 4. Motor Vehicle Records of Suspensions in 2022 for Failure to Comply by Proportion of All Suspensions in Municipal Court by County	22

Part 3: Current Motor Vehicle Records of Drivers with Suspended or Revoked License and Sanctions for Failure to Comply with a Traffic Citation

Table 10: Motor Vehicle Records of Suspensions for Failure to Comply with a Citation by County of Court Ordering the Suspension or County of Residence of Suspended Driver 23

Map 5. Motor Vehicle Records of Suspensions in 2022 for Failure to Comply per Thousand Residents by County 25

Map 6. Motor Vehicle Records of Suspensions in 2022 for Failure to Comply, Number of Suspended Residents per Thousand by County 26

Map 7. Motor Vehicle Records of Suspensions in 2022 for Failure to Comply, Court-Ordered Suspensions per Suspended Resident by County 27

Table 11. Number of Drivers with Suspended or Revoked License and Sanctions for Failure to Comply with a Traffic Citation by Number of Sanctions 28

Table 12. Major Moving Violation Convictions in Motor Vehicle Records of Drivers with Suspended or Revoked License and Sanction for Failure to Comply with a Traffic Citation 28

Table 13. Major Moving Violation Convictions in Records of Drivers with Suspended or Revoked License and Sanction for Failure to Comply with a Traffic Citation by Driver Status 28

Table 14. Moving Violation Convictions in Motor Records of Drivers with License Suspended or Revoked Due to Failure to Comply with a Traffic Citation by Classification and Violation Code 29

Appendix 1: Data Descriptions 30

Appendix 2: Motor Vehicle Record Codes 31

Summary Statistics

		Per Thousand Residents	
		2021	2022
		5.4	7.4
		8.3	9.4
		14.9	16.1
		—	—
		—	—
		—	—

		Per Thousand Residents	
		2021	2022
		41.9	42.4
		31.0	29.8
		16.9	18.3
		—	—

Measure	2021	2022
Statewide District Court cases with suspensions for Failure to Comply with a Traffic Citation	15,942	21,684
Statewide District Court suspensions for Failure to Comply with a Traffic Citation	24,469	27,642
Statewide charges associated with a District Court suspension for Failure to Comply with a Traffic Citation	43,682	47,204
Average number of charges per suspension	1.79	1.71
Average number of suspensions per case	1.53	1.27
Average number of charges per case	2.74	2.18

* Data does not include Johnson County District court suspensions

Measure	2021	2022
Statewide suspensions for Failure to Comply with a Traffic Citation	122,970	124,469
Statewide municipal court suspensions for Failure to Comply with a Traffic Citation	73,346	70,699
Statewide District Court suspensions for Failure to Comply with a Traffic Citation	49,624	53,770
Proportion of suspensions occurring in municipal courts	59.6%	56.8%

Measure	9/22/2023
Total suspended or revoked drivers in group	127,169
Drivers with no major moving violation convictions	88,067
Drivers with major moving violation convictions	39,102
Major moving violation convictions on records	105,493

Measure	10/6/2023
Total Kansas residents with license suspended for Failure to Comply	125,881
Total moving violation convictions on records	127,421
Major moving violation convictions on records	111,370
Minor moving violation convictions on records	16,051

Table 1. District Court Suspensions Sent to KDOR in 2021-2022 for Failure to Comply with a Citation by Year and County

County	Population (2022)	Suspensions		Suspensions per Thousand Residents	
		2021	2022	2021	2022
Allen	12,579	337	211	26.9	16.8
Anderson	7,776	78	54	10.0	6.9
Atchison	16,108	43	35	2.6	2.2
Barber	4,122	45	41	11.0	9.9
Barton	25,080	120	156	4.8	6.2
Bourbon	14,493	237	187	16.5	12.9
Brown	9,364	153	448	16.2	47.8
Butler	68,240	345	703	5.1	10.3
Chase	2,548	112	217	43.1	85.2
Chautauqua	3,415	29	37	8.6	10.8
Cherokee	19,088	256	252	13.3	13.2
Cheyenne	2,583	11	14	4.2	5.4
Clark	1,933	27	24	13.8	12.4
Clay	8,043	30	39	3.7	4.8
Cloud	8,946	185	196	20.7	21.9
Coffey	8,280	211	228	25.3	27.5
Comanche	1,681	63	30	38.0	17.8
Cowley	34,453	346	311	10.0	9.0
Crawford	39,078	365	269	9.4	6.9
Decatur	2,689	25	38	9.0	14.1
Dickinson	18,430	188	265	10.2	14.4
Doniphan	7,440	51	121	6.9	16.3
Douglas	119,964	11	118	0.1	1.0
Edwards	2,739	27	47	9.6	17.2
Elk	2,441	38	43	15.6	17.6
Ellis	28,941	593	1684	20.5	58.2
Ellsworth	6,355	422	635	66.8	99.9
Finney	37,650	289	216	7.6	5.7
Ford	33,848	341	296	10.0	8.7
Franklin	25,992	280	246	10.8	9.5
Geary	35,691	225	175	6.2	4.9
Gove	2,717	365	312	133.5	114.8
Graham	2,411	9	28	3.7	11.6
Grant	7,197	0	4	0.0	0.6
Gray	5,729	123	85	21.7	14.8
Greeley	1,223	6	10	4.7	8.2
Greenwood	5,939	95	126	16.0	21.2
Hamilton	2,430	47	61	19.0	25.1
Harper	5,323	29	26	5.4	4.9
Harvey	33,801	166	204	4.9	6.0
Haskell	3,576	101	84	27.7	23.5
Hodgeman	1,755	75	74	42.9	42.2
Jackson	13,286	366	426	27.6	32.1
Jefferson	18,344	2	464	0.1	25.3
Jewell	2,898	12	29	4.1	10.0
Johnson*	619,195	NA	NA	NA	NA
Kearny	3,855	0	55	0.0	14.3
Kingman	7,193	120	60	16.5	8.3
Kiowa	2,404	209	167	86.8	69.5
Labette	19,757	310	314	15.6	15.9
Lane	1,556	12	17	7.6	10.9
Leavenworth	82,892	310	316	3.8	3.8

County	Population (2022)	Suspensions		Suspensions per Thousand Residents	
		2021	2022	2021	2022
Lincoln	2,899	94	241	32.3	83.1
Linn	9,796	116	87	11.9	8.9
Logan	2,705	47	40	17.3	14.8
Lyon	31,898	772	1045	24.1	32.8
Marion	30,012	207	65	6.9	2.2
Marshall	11,868	13	44	1.1	3.7
McPherson	9,982	351	359	35.1	36.0
Meade	3,897	151	141	37.9	36.2
Miami	34,867	195	163	5.6	4.7
Mitchell	5,738	28	41	4.9	7.1
Montgomery	30,996	288	282	9.2	9.1
Morris	5,349	27	18	5.0	3.4
Morton	2,599	20	33	7.5	12.7
Nemaha	10,115	26	110	2.5	10.9
Neosho	15,606	186	222	11.8	14.2
Ness	2,645	35	31	13.2	11.7
Norton	5,301	88	84	16.4	15.8
Osage	15,654	338	326	21.5	20.8
Osborne	3,490	9	29	2.6	8.3
Ottawa	5,795	96	90	16.5	15.5
Pawnee	6,179	82	196	13.1	31.7
Phillips	4,809	95	106	19.6	22.0
Pottawatomie	26,273	63	89	2.4	3.4
Pratt	9,067	165	147	18.0	16.2
Rawlins	2,528	3	8	1.2	3.2
Reno	61,516	188	407	3.1	6.6
Republic	4,642	91	208	19.4	44.8
Rice	9,407	37	131	3.9	13.9
Riley	71,108	244	201	3.4	2.8
Rooks	4,813	65	54	13.3	11.2
Rush	2,927	23	13	7.9	4.4
Russell	6,639	1	667	0.1	100.5
Saline	53,596	455	826	8.4	15.4
Scott	5,014	19	25	3.7	5.0
Sedgwick	525,525	6853	5612	13.1	10.7
Seward	21,358	156	116	7.2	5.4
Shawnee	177,480	1241	1106	7.0	6.2
Sheridan	2,425	29	57	11.8	23.5
Sherman	5,830	181	834	30.6	143.1
Smith	3,533	42	69	11.8	19.5
Stafford	3,993	38	72	9.5	18.0
Stanton	1,963	7	10	3.4	5.1
Stevens	5,175	9	5	1.7	1.0
Sumner	22,473	799	435	35.7	19.4
Thomas	7,893	344	325	43.3	41.2
Trego	2,752	311	959	111.4	348.5
Wabaunsee	7,019	216	374	31.0	53.3
Wallace	1,488	11	27	7.3	18.1
Washington	5,501	45	77	8.1	14.0
Wichita	2,064	6	23	2.9	11.1
Wilson	8,622	199	229	23.3	26.6
Woodson	3,109	55	37	17.9	11.9
Wyandotte	165,746	1469	548	8.8	3.3
Total	2,937,150	26,490	29,664	9	10.1

*Suspensions from Johnson County were not available due to the county's use of an independent case management system.

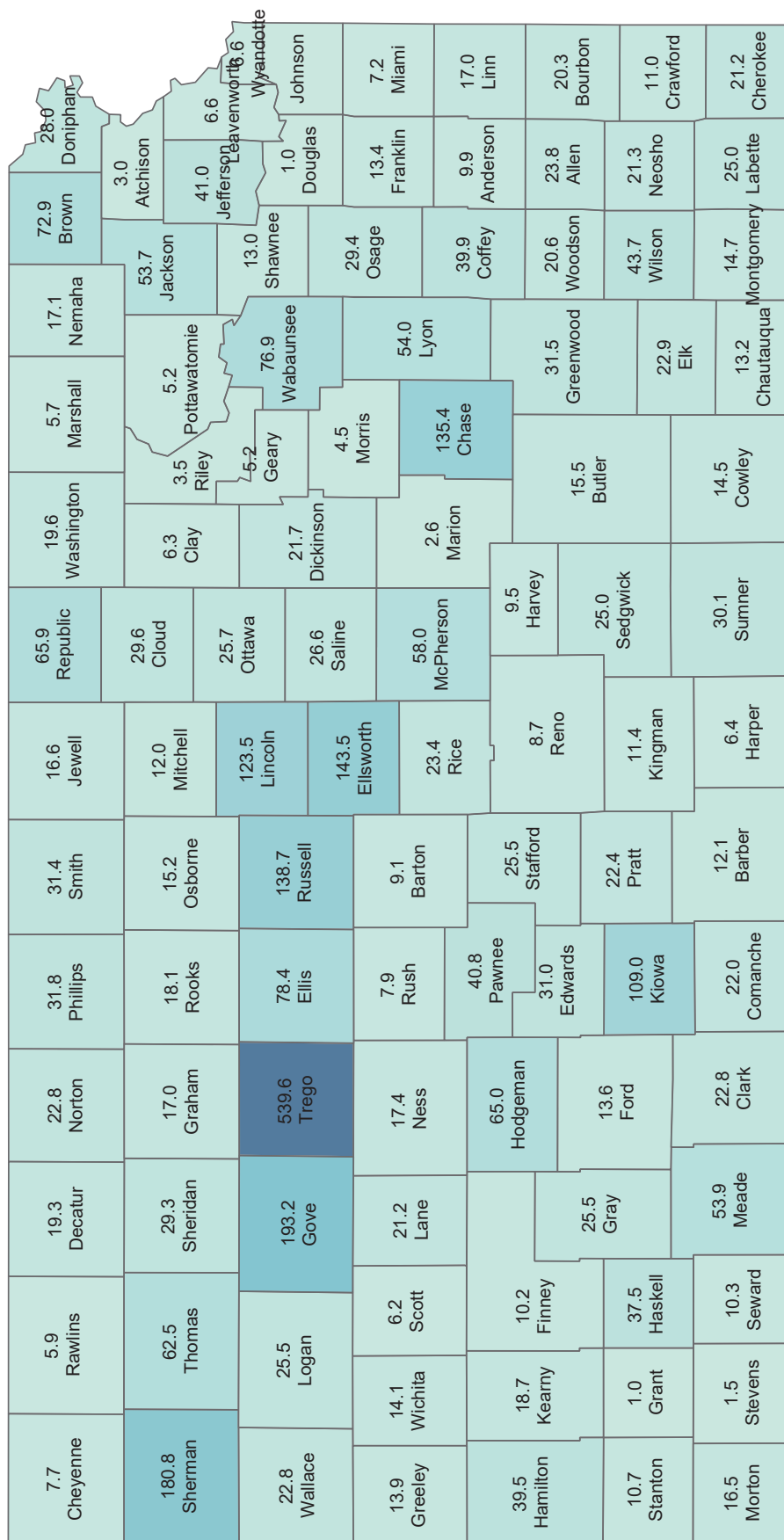
**Table 2. Charges Associated with District Court Suspensions Sent to KDOR in 2021-2022
for Failure to Comply with a Citation by Year and County**

County	Population (2022)	Charges		Charges per Thousand Residents	
		2021	2022	2021	2022
Allen	12,579	475	300	37.9	23.8
Anderson	7,776	99	77	12.7	9.9
Atchison	16,108	80	49	4.9	3.0
Barber	4,122	61	50	14.9	12.1
Barton	25,080	189	227	7.5	9.1
Bourbon	14,493	348	294	24.3	20.3
Brown	9,364	252	683	26.7	72.9
Butler	68,240	536	1059	7.9	15.5
Chase	2,548	170	345	65.4	135.4
Chautauqua	3,415	42	45	12.4	13.2
Cherokee	19,088	395	404	20.6	21.2
Cheyenne	2,583	22	20	8.4	7.7
Clark	1,933	34	44	17.4	22.8
Clay	8,043	37	51	4.6	6.3
Cloud	8,946	249	265	27.8	29.6
Coffey	8,280	282	330	33.8	39.9
Comanche	1,681	96	37	57.8	22.0
Cowley	34,453	491	499	14.2	14.5
Crawford	39,078	598	428	15.3	11.0
Decatur	2,689	34	52	12.3	19.3
Dickinson	18,430	273	400	14.8	21.7
Doniphan	7,440	87	208	11.7	28.0
Douglas	119,964	13	122	0.1	1.0
Edwards	2,739	40	85	14.3	31.0
Elk	2,441	66	56	27.1	22.9
Ellis	28,941	814	2269	28.2	78.4
Ellsworth	6,355	569	912	90.0	143.5
Finney	37,650	520	384	13.7	10.2
Ford	33,848	618	462	18.1	13.6
Franklin	25,992	403	348	15.5	13.4
Geary	35,691	243	184	6.7	5.2
Gove	2,717	574	525	209.9	193.2
Graham	2,411	19	41	7.9	17.0
Grant	7,197	0	7	0.0	1.0
Gray	5,729	206	146	36.3	25.5
Greeley	1,223	7	17	5.5	13.9
Greenwood	5,939	197	187	33.3	31.5
Hamilton	2,430	62	96	25.1	39.5
Harper	5,323	36	34	6.8	6.4
Harvey	33,801	248	320	7.3	9.5
Haskell	3,576	172	134	47.2	37.5
Hodgeman	1,755	110	114	62.9	65.0
Jackson	13,286	615	714	46.3	53.7
Jefferson	18,344	3	752	0.2	41.0
Jewell	2,898	15	48	5.1	16.6
Johnson*	619,195	NA	NA	NA	NA
Kearny	3,855	0	72	0.0	18.7
Kingman	7,193	167	82	22.9	11.4
Kiowa	2,404	310	262	128.7	109.0
Labette	19,757	502	493	25.2	25.0
Lane	1,556	19	33	12.1	21.2
Leavenworth	82,892	584	543	7.1	6.6

County	Population (2022)	Charges		Charges per Thousand Residents	
		2021	2022	2021	2022
Lincoln	2,899	128	358	44.0	123.5
Linn	9,796	194	167	19.9	17.0
Logan	2,705	55	69	20.3	25.5
Lyon	31,898	1302	1724	40.7	54.0
Marion	30,012	302	78	10.0	2.6
Marshall	11,868	20	68	1.7	5.7
McPherson	9,982	554	579	55.3	58.0
Meade	3,897	210	210	52.6	53.9
Miami	34,867	299	250	8.6	7.2
Mitchell	5,738	36	69	6.3	12.0
Montgomery	30,996	424	456	13.6	14.7
Morris	5,349	33	24	6.2	4.5
Morton	2,599	29	43	10.9	16.5
Nemaha	10,115	33	173	3.2	17.1
Neosho	15,606	259	333	16.4	21.3
Ness	2,645	42	46	15.8	17.4
Norton	5,301	121	121	22.5	22.8
Osage	15,654	454	461	28.8	29.4
Osborne	3,490	15	53	4.3	15.2
Ottawa	5,795	133	149	22.8	25.7
Pawnee	6,179	104	252	16.7	40.8
Phillips	4,809	122	153	25.2	31.8
Pottawatomie	26,273	69	136	2.7	5.2
Pratt	9,067	233	203	25.4	22.4
Rawlins	2,528	5	15	2.0	5.9
Reno	61,516	250	534	4.1	8.7
Republic	4,642	126	306	26.9	65.9
Rice	9,407	53	220	5.6	23.4
Riley	71,108	404	247	5.6	3.5
Rooks	4,813	126	87	25.9	18.1
Rush	2,927	30	23	10.3	7.9
Russell	6,639	2	921	0.3	138.7
Saline	53,596	714	1423	13.2	26.6
Scott	5,014	28	31	5.5	6.2
Sedgwick	525,525	15781	13114	30.1	25.0
Seward	21,358	268	221	12.3	10.3
Shawnee	177,480	2334	2307	13.1	13.0
Sheridan	2,425	30	71	12.2	29.3
Sherman	5,830	270	1054	45.7	180.8
Smith	3,533	63	111	17.7	31.4
Stafford	3,993	62	102	15.5	25.5
Stanton	1,963	14	21	6.9	10.7
Stevens	5,175	15	8	2.8	1.5
Sumner	22,473	1318	676	58.9	30.1
Thomas	7,893	449	493	56.5	62.5
Trego	2,752	449	1485	160.8	539.6
Wabaunsee	7,019	319	540	45.8	76.9
Wallace	1,488	13	34	8.6	22.8
Washington	5,501	55	108	10.0	19.6
Wichita	2,064	9	29	4.3	14.1
Wilson	8,622	282	377	33.0	43.7
Woodson	3,109	82	64	26.7	20.6
Wyandotte	165,746	2978	1098	17.8	6.6
Total	2,937,150	45,703	49,226	15.6	16.8

*Suspensions from Johnson County were not available due to the county's use of an independent case management system.

Map 2. Charges Associated with District Court Suspensions Sent to KDOR in 2022 for Failure to Comply per Thousand Residents



**Table 3. Charges Associated with District Court Suspensions Sent to KDOR in 2021-2022
for Failure to Comply with a Citation by Year and Statute**

Statute	Charge Offense Description	Charges	
		2021	2022
KSA 8-116	Custody of vehicle with VIN destroyed, altered, or removed	2	3
KSA 8-116	Destroy, alter, or remove VIN	1	0
KSA 8-127	Registration of vehicles operated in Kansas	54	47
KSA 8-128	All-terrain vehicles; Limitations on use	0	1
KSA 8-129	Failure to register vehicle in Kansas within 90 days of residence	44	32
KSA 8-133	No/incorrect display of license plate	161	156
KSA 8-134	Operating a vehicle with no/expired registration	20	38
KSA 8-135	Expired license plate	2	0
KSA 8-135	Transfer of ownership of vehicles	77	68
KSA 8-135c	Failure to apply for nonrepairable vehicle certificate	1	6
KSA 8-136	Improper use of dealer license plates	0	3
KSA 8-142	Display, possess, or permit use of wrong plate or registration	642	622
KSA 8-142	Exceeding vehicle weight or size limits	5	7
KSA 8-142	Illegal or improper registration	3,687	3,427
KSA 8-142	Operating a vehicle with no/expired registration	981	1,733
KSA 8-142	Fail to keep records on vehicles registered for < 6000 miles	0	1
KSA 8-142	Fail to surrender registration to Division of Vehicles	1	4
KSA 8-143	Failure to pay annual registration or license fee	4	15
KSA 8-161	Illegal use of disabled veterans registration or license plates	1	0
KSA 8-235	Operate a motor vehicle without valid or proper license	3,306	3,519
KSA 8-237	Restricted driving permit; operate motor vehicle with non-sibling minor passengers	2	3
KSA 8-239	Instruction permit required for persons 17 years of age and older	2	6
KSA 8-244	Failure to carry or display license	1,114	1,009
KSA 8-245	Operating a vehicle in violation of license restrictions	32	53
KSA 8-247	Expired driver's license or permit	16	20
KSA 8-248	Failure to give notice of change of address	119	68
KSA 8-258	No operation under foreign license during suspension or revocation in Kansas	4	9
KSA 8-260	Display canceled, revoked or suspended driver's license or permit unlawful use of ID	29	27
KSA 8-262	Driving while license cancelled, suspended, or revoked	6,585	6,700
KSA 8-263	Permitting unauthorized minor to drive	2	0
KSA 8-264	Permitting unauthorized person to drive	17	10
KSA 8-287	Driving while a habitual violator	507	491
KSA 8-291	Violation of restrictions on driver's license or permit	56	58
KSA 8-292	Violation of court imposition of driving privilege restrictions	23	18
KSA 8-296	Farm driving permit; operating motor vehicle with non-sibling passengers	1	0
KSA 8-2,132	Operation of commercial vehicle without license or in violation of out-of-service order	26	24
KSA 8-2,136	Driving commercial vehicle with alcohol in person's system	2	0
KSA 8-2,144	Drive commercial motor vehicle under the influence of alcohol or drugs	0	4
KSA 8-1012	Refusal to submit a preliminary breath or saliva test	31	40
KSA 8-1017	Tampering with or bypassing ignition interlock device	203	182
KSA 8-1025	Refusal to submit to test for drugs or alcohol	10	3
KSA 8-1327	Unlawful use of or permitting unlawful use of ID	1	2
KSA 8-1344	Violation of child safety restraint requirements	393	475
KSA 8-1345	Violation of child safety restraint requirements	24	9
KSA 8-1348	Driving motor vehicle on personal property intentionally causing damage	2	0
KSA 8-1503	Required obedience to lawful order of police officer or fireman	4	3
KSA 8-1507	Failure to obey control signals	87	93
KSA 8-1508	Failure to obey control signals	174	137
KSA 8-1509	Pedestrian control signals	0	1
KSA 8-1510	Flashing traffic signals	1	1
KSA 8-1511	Failure to obey lane-direction-control signal	3	3
KSA 8-1512	Unauthorized signs, signals, markings or devices	2	0
KSA 8-1514	Driving on right side of roadway required	104	127
KSA 8-1515	Improper overtaking and passing; vehicles proceeding in opposite directions	0	1
KSA 8-1516	Improper overtaking and passing; vehicles and bicycles proceeding in same direction	4	5
KSA 8-1517	Improperly passing on right	23	28

Statute	Charge Offense Description	Charges	
		2021	2022
KSA 8-1518	Improperly passing on left	19	20
KSA 8-1519	Driving on left side of roadway prohibited	10	10
KSA 8-1520	Driving on left in no-passing zone	57	52
KSA 8-1520a	Unlawful passing of stopped emergency vehicle	2	0
KSA 8-1521	Driving wrong direction on one-way road	25	27
KSA 8-1522	Fail to drive in correct lane, Improper driving on laned roadway, or Improper passing	636	661
KSA 8-1523	Following another vehicle too closely	209	211
KSA 8-1524	Improper crossover on divided highway	50	55
KSA 8-1525	Regulations on use of controlled-access highways and facilities	4	0
KSA 8-1526	Failure to yield right-of-way at uncontrolled intersection	7	8
KSA 8-1527	Failure to yield to approaching vehicle when turning left	20	13
KSA 8-1528	Failure to yield at stop or yield sign	339	401
KSA 8-1529	Failure to yield from private road or driveway	6	16
KSA 8-1530	Failure to yield to emergency vehicle	197	199
KSA 8-1531	Failure to yield to highway construction or maintenance operations	5	5
KSA 8-1531a	Failure to comply with construction zone restrictions	4	2
KSA 8-1532	Disobeying pedestrian traffic control device	1	1
KSA 8-1533	Failure to yield to pedestrian in crosswalk	2	2
KSA 8-1534	Improper pedestrian crossing	2	0
KSA 8-1535	Failure to exercise due care in regard to pedestrian	1	0
KSA 8-1536	Improper pedestrian movement in crosswalk	0	1
KSA 8-1537	Improper use of roadway by pedestrian	3	2
KSA 8-1538	Soliciting ride or business on roadway	1	3
KSA 8-1543	Pedestrians under influence of alcohol or drugs	13	13
KSA 8-1545	Improper turn or approach	103	107
KSA 8-1546	Improper U-turn	13	12
KSA 8-1547	Unsafe starting of stopped vehicle	3	2
KSA 8-1548	Failure to give proper signal	457	446
KSA 8-1549	Failure to give proper signal	12	8
KSA 8-1550	Improper hand and arm signals	0	2
KSA 8-1551	Failure to stop or obey railroad crossing signal	5	5
KSA 8-1552	Failure to stop at railroad crossing stop sign	2	3
KSA 8-1553	Certain hazardous vehicles failure to stop at railroad crossing	0	1
KSA 8-1554	Improper moving of heavy equipment at railroad crossing	0	1
KSA 8-1555	Vehicle emerging from alley, private roadway, building or driveway; failure to stop	52	26
KSA 8-1556	Fail to drive in correct lane, Improper driving on laned roadway, or Improper passing	9	11
KSA 8-1557	Unreasonable speed for conditions	113	106
KSA 8-1558	Exceeding maximum speed limits	10,971	13,494
KSA 8-1560	Exceeding maximum speed limits established by local authorities	30	6
KSA 8-1561	Impeding normal traffic by slow speed	15	15
KSA 8-1563	Exceeding maximum speed limits applicable to certain vehicles	4	0
KSA 8-1565	Racing on highways	14	21
KSA 8-1566	Reckless driving	105	128
KSA 8-1567	Driving under influence of alcohol or drugs	976	1,179
KSA 8-1568	Fleeing or attempting to elude a law enforcement officer	112	167
KSA 8-1569	Improper stopping, standing, or parking outside of business or residence district	4	4
KSA 8-1571	Parking, standing, or stopping in prohibited area	3	9
KSA 8-1572	Improper parking	3	3
KSA 8-1573	Unattended motor vehicle	0	4
KSA 8-1574	Improper backing	5	13
KSA 8-1575	Driving upon sidewalk	0	2
KSA 8-1576	Driving with view or driving mechanism obstructed	6	8
KSA 8-1577	Unsafe opening of vehicle door	0	1
KSA 8-1578	Riding in house trailer	0	1
KSA 8-1578a	Driver allowing a rider less than 14 years old on a vehicle	0	2
KSA 8-1592	Improper bicycle lamps, brakes, or reflectors	3	1
KSA 8-1595	Improper driving on laned roadway (motorcycle)	0	3
KSA 8-1598	Motorcycle helmet and eye-protection requirements	7	4
KSA 8-15,102	Littering from vehicle	14	14

**Table 4. Charges Associated with District Court Suspensions Sent to KDOR in 2022
for Failure to Comply with a Citation as a Percent of Total Charges**

Statute	Charge Offense Description	Charges	% of Total
KSA 8-1558	Exceeding maximum speed limits	13,494	28.59%
KSA 8-262	Driving while license cancelled, suspended, or revoked	6,700	14.19%
KSA 40-3104	Operating a vehicle without liability insurance	5,838	12.37%
KSA 8-235	Operate a motor vehicle without valid or proper license	3,519	7.45%
KSA 8-142	Illegal or improper registration	3,427	7.26%
KSA 8-2503	Failure to wear seat belt as required	2,065	4.37%
KSA 8-142	Operating a vehicle with no/expired registration	1,733	3.67%
KSA 8-1567	Driving under influence of alcohol or drugs	1,179	2.50%
KSA 8-244	Failure to carry or display license	1,009	2.14%
KSA 8-1522	Fail to drive in correct lane, Improper driving on laned roadway, or Improper passing	661	1.40%
KSA 8-142	Display, possess, or permit use of wrong plate or registration	622	1.32%
KSA 8-1599	Transporting an open container	566	1.20%
KSA 8-287	Driving while a habitual violator	491	1.04%
KSA 8-1344	Violation of child safety restraint requirements	475	1.01%
KSA 8-1548	Failure to give proper signal	446	0.94%
KSA 8-1528	Failure to yield at stop or yield sign	401	0.85%
KSA 66-1,129	Violation of motor carrier safety rules and regulations	335	0.71%
KSA 8-1706	Defective tail lamps	244	0.52%
KSA 8-1523	Following another vehicle too closely	211	0.45%
KSA 8-1530	Failure to yield to emergency vehicle	199	0.42%
KSA 8-1017	Tampering with or bypassing ignition interlock device	182	0.39%
KSA 8-1568	Fleeing or attempting to elude a law enforcement officer	167	0.35%
KSA 8-133	No/incorrect display of license plate	156	0.33%
KSA 8-1508	Failure to obey control signals	137	0.29%
KSA 8-1741	Defective wipers or obstructed windshield or windows	137	0.29%
KSA 8-1908	Exceeding vehicle gross weight limits	133	0.28%
KSA 8-1566	Reckless driving	128	0.27%
KSA 8-1514	Driving on right side of roadway required	127	0.27%
KSA 8-1749a	Improper one-way glass or sun screening devices, including excessive window tint	126	0.27%
KSA 8-1705	Defective head lamps	121	0.26%
KSA 8-1703	Driving without headlights when required	111	0.24%
KSA 8-1545	Improper turn or approach	107	0.23%
KSA 8-1557	Unreasonable speed for conditions	106	0.22%
KSA 8-1507	Failure to obey control signals	93	0.20%
KSA 41-727	Minor purchase, possession, or consumption of alcohol	74	0.16%
KSA 8-135	Transfer of ownership of vehicles	68	0.14%
KSA 8-248	Failure to give notice of change of address	68	0.14%
KSA 8-1602	Fail to stop at accident involving death or personal injury	67	0.14%
KSA 8-1605	Duty of driver to report accident to unattended vehicle/property	63	0.13%
KSA 8-291	Violation of restrictions on driver's license or permit	58	0.12%
KSA 8-1524	Improper crossover on divided highway	55	0.12%
KSA 8-245	Operating a vehicle in violation of license restrictions	53	0.11%
KSA 8-1520	Driving on left in no-passing zone	52	0.11%
KSA 8-127	Registration of vehicles operated in Kansas	47	0.10%
KSA 8-1708	Improper stop lamp or turn signal	41	0.09%
KSA 8-1012	Refusal to submit a preliminary breath or saliva test	40	0.08%
KSA 8-15,111	Texting while driving	40	0.08%
KSA 8-1725	Failure to dim headlights	39	0.08%
KSA 8-134	Operating a vehicle with no/expired registration	38	0.08%
KSA 8-1729	Unauthorized lights and signals	35	0.07%
KSA 8-1740	Defective mirrors	33	0.07%
KSA 8-129	Failure to register vehicle in Kansas within 90 days of residence	32	0.07%
KSA 8-1604	Driver fails to provide required information or aid at accident scene	30	0.06%
KSA 8-1907	Improper connecting and safety equipment of towing vehicles	29	0.06%
KSA 8-1517	Improperly passing on right	28	0.06%
KSA 8-260	Display canceled, revoked or suspended driver's license or permit unlawful use of ID	27	0.06%
KSA 8-1521	Driving wrong direction on one-way road	27	0.06%
KSA 8-1555	Vehicle emerging from alley, private roadway, building or driveway; failure to stop	26	0.06%
KSA 8-2,132	Operation of commercial vehicle without license or in violation of out-of-service order	24	0.05%

Statute	Charge Offense Description	Charges	% of Total
KSA 21-5706	Unlawful possession of controlled substances	24	0.05%
KSA 8-15,110	Covering license plate with plastic-like material	23	0.05%
KSA 8-1565	Racing on highways	21	0.04%
KSA 8-247	Expired driver's license or permit	20	0.04%
KSA 8-1518	Improperly passing on left	20	0.04%
KSA 21-5709	Unlawful possession of certain drug precursors and drug paraphernalia	19	0.04%
KSA 8-292	Violation of court imposition of driving privilege restrictions	18	0.04%
KSA 8-1906	Failure to securing load on vehicle	17	0.04%
KSA 8-1529	Failure to yield from private road or driveway	16	0.03%
KSA 8-1909	Exceeding vehicle gross weight limits	16	0.03%
KSA 8-143	Failure to pay annual registration or license fee	15	0.03%
KSA 8-1561	Impeding normal traffic by slow speed	15	0.03%
KSA 8-15,102	Littering from vehicle	14	0.03%
KSA 8-1527	Failure to yield to approaching vehicle when turning left	13	0.03%
KSA 8-1543	Pedestrians under influence of alcohol or drugs	13	0.03%
KSA 8-1574	Improper backing	13	0.03%
KSA 8-1603	Failure to report accident involving damage to vehicle or property	13	0.03%
KSA 8-1546	Improper U-turn	12	0.03%
KSA 8-1556	Fail to drive in correct lane, Improper driving on laned roadway, or Improper passing	11	0.02%
KSA 8-264	Permitting unauthorized person to drive	10	0.02%
KSA 8-1519	Driving on left side of roadway prohibited	10	0.02%
KSA 8-1739	Defective muffler	10	0.02%
KSA 8-1742	Improper tires	10	0.02%
KSA 21-5904	Interference with law enforcement	10	0.02%
KSA 66-1,130	Violation of safety regulations for intrastate transportation of hazardous materials	10	0.02%
Various	Miscellaneous charges with fewer than 10 instances	291	0.62%
Total Charges		47,204	100.00%

Table 5. Cases and Charges Associated with District Court Suspensions Sent to KDOR in 2021-2022 for Failure to Comply with a Citation by Number of Suspensions per Case

Suspensions per Case	2021			2022		
	Cases	Suspensions	% of Total	Cases	Suspensions	% of Total
1	12338	12338	50.4%	18855	18855	68.2%
2	1561	3122	12.8%	1618	3236	11.7%
3	864	2592	10.6%	543	1629	5.9%
4	467	1868	7.6%	258	1032	3.7%
5	284	1420	5.8%	128	640	2.3%
6	160	960	3.9%	85	510	1.8%
7	125	875	3.6%	60	420	1.5%
8	64	512	2.1%	47	376	1.4%
9	37	333	1.4%	33	297	1.1%
10	23	230	0.9%	23	230	0.8%
11	12	132	0.5%	16	176	0.6%
12	4	48	0.2%	11	132	0.5%
13	3	39	0.2%	4	52	0.2%
14	0	0	0.0%	3	42	0.2%
15	0	0	0.0%	1	15	0.1%
16	0	0	0.0%	0	0	0.0%
17	0	0	0.0%	0	0	0.0%
Total	15942	24469	100.0%	21684	27642	100.0%

Table 6. Cases and Charges Associated with District Court Suspensions Sent to KDOR in 2021-2022 for Failure to Comply with a Citation by Number of Charges per Suspension

Charges per Suspension	2021			2022		
	Suspensions	Charges	% of Total	Suspensions	Charges	% of Total
1	12667	12667	29.0%	15297	15297	32.4%
2	6842	13684	31.3%	7559	15118	32.0%
3	3303	9909	22.7%	3139	9417	19.9%
4	1144	4576	10.5%	1150	4600	9.7%
5	346	1730	4.0%	348	1740	3.7%
6	114	684	1.6%	104	624	1.3%
7	34	238	0.5%	24	168	0.4%
8	6	48	0.1%	7	56	0.1%
9	8	72	0.2%	4	36	0.1%
10	1	10	0.0%	3	30	0.1%
11	1	11	0.0%	3	33	0.1%
12	0	0	0.0%	1	12	0.0%
16	1	16	0.0%	0	0	0.0%
18	1	18	0.0%	1	18	0.0%
19	1	19	0.0%	0	0	0.0%
26	0	0	0.0%	1	26	0.1%
29	0	0	0.0%	1	29	0.1%
Total	24469	43682	100.0%	27642	47204	100.0%

Table 7. Cases and Charges Associated with District Court Suspensions Sent to KDOR in 2021-2022 for Failure to Comply with a Citation by Number of Charges per Case

Charges per Case	2021			2022		
	Cases	Charges	% of Total	Cases	Charges	% of Total
1	5571	5571	12.8%	10021	10021	21.2%
2	3945	7890	18.1%	5679	11358	24.1%
3	2731	8193	18.8%	3003	9009	19.1%
4	1421	5684	13.0%	1425	5700	12.1%
5	785	3925	9.0%	638	3190	6.8%
6	456	2736	6.3%	321	1926	4.1%
7	307	2149	4.9%	164	1148	2.4%
8	202	1616	3.7%	106	848	1.8%
9	165	1485	3.4%	82	738	1.6%
10	104	1040	2.4%	61	610	1.3%
11	76	836	1.9%	34	374	0.8%
12	53	636	1.5%	36	432	0.9%
13	35	455	1.0%	23	299	0.6%
14	26	364	0.8%	20	280	0.6%
15	19	285	0.7%	15	225	0.5%
16	16	256	0.6%	18	288	0.6%
17	8	136	0.3%	15	255	0.5%
18	9	162	0.4%	7	126	0.3%
19	5	95	0.2%	5	95	0.2%
20	4	80	0.2%	4	80	0.2%
21	1	21	0.0%	1	21	0.0%
22	2	44	0.1%	1	22	0.0%
23	1	23	0.1%	2	46	0.1%
26	0	0	0.0%	1	26	0.1%
28	0	0	0.0%	1	28	0.1%
29	0	0	0.0%	1	29	0.1%
30	0	0	0.0%	1	30	0.1%
Total	15942	43682	100.0%	21685	47204	100.0%

Table 8: Motor Vehicle Records of Municipal Court Suspensions in 2021-2022 for Failure to Comply with a Citation by County and Municipality

County	City	Population (2022)	Municipal Suspensions		Suspensions per Thousand Residents	
			2021	2022	2021	2022
Allen	Bassett	22	1	1	45.5	45.5
	Humboldt	1,845	30	30	16.3	16.3
	Iola	5,401	76	71	14.1	13.1
	La Harpe	492	8	7	16.4	14.2
	Moran	470	12	13	25.8	27.7
Anderson	Garnett	3,188	18	16	5.6	5.0
	Atchison	10,730	21	21	1.9	2.0
Barber	Kiowa	880	2	2	2.3	2.3
	Medicine Lodge	1,732	9	9	5.2	5.2
Barton	Ellinwood	1,980	16	13	8.0	6.6
	Great Bend	14,489	385	376	26.4	26.0
	Hoisington	2,642	3	0	1.1	0.0
Bourbon	Bronson	309	2	2	6.5	6.5
	Fort Scott	7,615	151	157	20.1	20.6
Brown	Fairview	239	1	1	4.1	4.2
	Hiawatha	3,225	22	17	6.8	5.3
	Horton	1,500	14	12	9.2	8.0
Butler	Andover	15,628	185	156	12.0	10.0
	Augusta	9,222	95	95	10.3	10.3
	Benton	942	6	6	6.4	6.4
	Douglass	1,539	9	9	5.8	5.8
	El Dorado	12,865	114	105	8.9	8.2
	Elbing	223	2	2	8.9	9.0
	Leon	657	45	46	68.4	70.0
	Rose Hill	4,294	27	23	6.3	5.4
Cherokee	Towanda	1,438	8	8	5.6	5.6
	Baxter Springs	3,834	78	79	20.2	20.6
	Columbus	2,880	9	9	3.1	3.1
	Galena	2,747	28	26	10.2	9.5
Cheyenne	Weir	563	4	4	7.1	7.1
	Bird City	430	1	1	2.3	2.3
Clark	Minneola	724	3	2	4.1	2.8
Clay	Clay Center	4,123	7	6	1.7	1.5
Cloud	Concordia	5,054	123	101	24.3	20.0
Coffey	Burlington	2,609	34	33	12.9	12.6
Comanche	Coldwater	683	9	6	13.3	8.8
	Protection	496	3	3	6.1	6.0
Cowley	Arkansas City	11,923	446	406	37.2	34.1
	Burden	514	4	4	7.8	7.8
	Udall	653	16	16	24.2	24.5
	Winfield	11,701	19	19	1.6	1.6
Crawford	Arma	1,399	7	7	5.0	5.0
	Cherokee	593	2	2	3.4	3.4
	Frontenac	3,400	35	36	10.3	10.6
	Girard	2,487	8	7	3.2	2.8
	Mulberry	413	1	1	2.4	2.4
	Pittsburg	20,658	156	141	7.6	6.8
Decatur	Oberlin	1,593	16	14	9.8	8.8
Dickinson	Abilene	6,441	24	19	3.7	2.9
	Chapman	1,371	6	6	4.4	4.4
	Herington	2,100	10	12	4.7	5.7
	Hope	310	1	1	3.2	3.2
	Solomon	999	7	5	7.0	5.0
Doniphan	Denton	129	1	1	7.8	7.8
	Elwood	1,114	18	19	16.2	17.1
	Highland	915	3	2	3.3	2.2
	Troy	953	1	1	1.0	1.0
	Wathena	1,238	21	19	16.9	15.3
Douglas	Baldwin City	4,906	8	8	1.6	1.6
	Eudora	6,426	18	20	2.8	3.1

County	City	Population (2022)	Municipal Suspensions		Suspensions per Thousand Residents	
			2021	2022	2021	2022
Douglas	Lawrence	95,794	395	325	4.1	3.4
Edwards	Kinsley	1,374	11	11	7.8	8.0
	Lewis	378	1	1	2.6	2.6
Ellis	Ellis	1,941	6	6	3.1	3.1
	Hays	21,136	19	19	0.9	0.9
Ellsworth	Ellsworth	3,133	13	12	4.3	3.8
	Holyrood	388	2	2	5.1	5.2
	Wilson	835	2	1	2.4	1.2
Finney	Garden City	27,519	580	580	20.8	21.1
	Holcomb	2,199	64	53	28.8	24.1
Ford	Dodge City	27,422	1,205	1,162	43.6	42.4
	Spearville	787	1	1	1.3	1.3
Franklin	Ottawa	12,613	73	65	5.8	5.2
	Pomona	890	1	1	1.1	1.1
	Rantoul	169	1	1	6.0	5.9
	Wellsville	1,930	4	1	2.1	0.5
Geary	Grandview Plaza	1,656	130	118	77.7	71.3
	Junction City	22,264	397	398	17.6	17.9
Gove	Gove City	80	1	1	12.5	12.5
	Quinter	940	1	1	1.1	1.1
Graham	Hill City	1,399	7	2	5.0	1.4
Grant	Ulysses	5,659	108	97	18.8	17.1
Gray	Cimarron	1,998	11	13	5.5	6.5
	Montezuma	978	1	1	1.0	1.0
Greenwood	Eureka	2,295	16	14	7.0	6.1
	Hamilton	180	4	4	22.3	22.2
	Madison	676	1	1	1.5	1.5
Hamilton	Syracuse	1,761	2	1	1.1	0.6
Harper	Anthony	2,033	6	6	2.9	3.0
	Attica	500	1	1	2.0	2.0
	Harper	1,276	10	10	7.8	7.8
Harvey	Burrton	854	5	4	5.8	4.7
	Halstead	2,166	22	22	10.1	10.2
	Hesston	3,503	17	16	4.9	4.6
	Newton	18,392	722	739	39.1	40.2
	North Newton	1,804	8	7	4.4	3.9
	Sedgwick	1,598	17	16	10.6	10.0
	Walton	218	4	4	18.3	18.3
Haskell	Satanta	1,040	3	2	2.8	1.9
	Sublette	1,333	3	2	2.2	1.5
Hodgeman	Jetmore	784	10	8	12.8	10.2
Jackson	Holton	3,373	62	55	18.3	16.3
	Hoyt	589	6	5	10.1	8.5
Jefferson	McLouth	848	10	11	11.7	13.0
	Meriden	731	7	8	9.4	10.9
	Oskaloosa	1,082	8	8	7.3	7.4
	Perry	852	2	2	2.3	2.3
	Valley Falls	1,084	5	4	4.6	3.7
	Winchester	447	2	2	4.4	4.5
Jewell	Mankato	828	1	1	1.2	1.2
Johnson	De Soto	6,478	105	94	16.4	14.5
	Edgerton	1,734	34	32	19.5	18.5
	Fairway	4,170	160	137	38.3	32.9
	Gardner	24,206	599	515	25.0	21.3
	Lake Quivira	1,013	63	57	62.4	56.3
	Leawood	33,713	614	558	18.2	16.6
	Lenexa	58,617	1,098	1,009	18.8	17.2
	Merriam	10,966	685	651	62.0	59.4
	Mission	9,813	1,575	1,492	159.3	152.0
	Mission Hills	3,551	87	73	24.4	20.6
	Mission Woods	198	30	29	150.0	146.5
	Olathe	145,616	4,104	3,828	28.6	26.3
	Overland Park	197,726	3,356	3,210	17.0	16.2

County	City	Population (2022)	Municipal Suspensions		Suspensions per Thousand Residents	
			2021	2022	2021	2022
Johnson	Prairie Village	22,947	498	448	21.7	19.5
	Roeland Park	6,771	835	851	122.3	125.7
	Shawnee	69,198	2,743	2,609	40.5	37.7
	Spring Hill	9,242	179	154	20.9	16.7
	Westwood	1,736	94	96	54.0	55.3
	Westwood Hills	397	8	10	20.1	25.2
Kearny	Deerfield	688	3	3	4.3	4.4
	Lakin	2,141	2	1	0.9	0.5
Kingman	Kingman	2,964	31	27	10.3	9.1
Kiowa	Greensburg	714	17	14	23.8	19.6
	Haviland	667	1	1	1.5	1.5
Labette	Altamont	1,038	14	11	13.4	10.6
	Chetopa	916	13	11	14.1	12.0
	Oswego	1,640	19	18	11.5	11.0
	Parsons	9,382	138	116	14.6	12.4
Lane	Dighton	956	11	12	11.4	12.6
Leavenworth	Basehor	7,544	98	95	13.5	12.6
	Lansing	11,187	122	118	10.9	10.5
	Leavenworth	37,081	391	367	10.5	9.9
	Tonganoxie	5,850	40	28	7.0	4.8
Lincoln	Lincoln Center	1,151	1	1	0.9	0.9
Linn	La Cygne	1,037	8	8	7.6	7.7
	Linn Valley	1,065	78	73	77.2	68.5
	Mound City	653	2	2	3.1	3.1
	Pleasanton	1,201	37	29	30.6	24.1
Logan	Oakley	2,011	8	5	4.0	2.5
Lyon	Americus	764	3	3	3.9	3.9
	Emporia	23,941	465	466	19.4	19.5
Marion	Burns	237	2	0	8.5	0.0
	Florence	395	18	18	45.9	45.6
	Goessel	562	1	1	1.8	1.8
	Hillsboro	2,729	8	8	2.9	2.9
	Marion	1,931	13	13	6.8	6.7
	Peabody	936	16	15	17.2	16.0
Marshall	Marysville	3,423	2	2	0.6	0.6
McPherson	Canton	667	4	4	5.9	6.0
	Inman	1,320	2	2	1.5	1.5
	Lindsborg	3,801	3	2	0.8	0.5
	Marquette	590	2	2	3.4	3.4
	McPherson	13,865	117	95	8.4	6.9
	Moundridge	1,947	7	4	3.6	2.1
Meade	Meade	1,439	12	12	8.1	8.3
Miami	Louisburg	5,057	30	24	6.0	4.7
	Osawatomie	4,238	62	59	14.5	13.9
	Paola	5,738	241	220	41.7	38.3
Mitchell	Beloit	3,367	34	23	10.1	6.8
Montgomery	Caney	1,759	22	17	12.4	9.7
	Cherryvale	2,157	40	40	18.4	18.5
	Coffeyville	8,690	30	30	3.4	3.5
	Independence	8,436	251	252	29.5	29.9
	Liberty	99	2	2	20.2	20.2
Morris	Council Grove	2,130	21	14	9.8	6.6
Morton	Rolla	373	1	1	2.6	2.7
Nemaha	Sabetha	2,491	3	3	1.2	1.2
	Seneca	2,132	6	5	2.8	2.3
Neosho	Chanute	8,568	53	45	6.1	5.3
	Erie	1,030	2	2	1.9	1.9
	Saint Paul	604	25	21	40.9	34.8
	Thayer	430	15	15	34.5	34.9
Ness	Ness City	1,322	1	1	0.8	0.8
Norton	Lenora	198	1	1	5.0	5.1
	Norton	2,659	8	9	3.0	3.4
Osage	Burlingame	956	12	12	12.4	12.6

County	City	Population (2022)	Municipal Suspensions		Suspensions per Thousand Residents	
			2021	2022	2021	2022
Osage	Carbondale	1,324	31	27	23.1	20.4
	Lyndon	1,040	20	17	19.1	16.3
	Melvern	349	1	1	2.8	2.9
	Osage City	2,816	1	2	0.4	0.7
	Overbrook	985	13	11	13.0	11.2
	Quenemo	287	1	2	3.5	7.0
Ottawa	Scranton	644	9	9	13.8	14.0
	Delphos	299	1	1	3.3	3.3
Ottawa	Minneapolis	1,938	6	4	3.1	2.1
	Larned	3,711	20	18	5.3	4.9
Phillips	Phillipsburg	2,255	21	22	9.2	9.8
	Prairie View	101	1	1	9.8	9.9
Pottawatomie	Belvue	197	1	1	5.3	5.1
	Havensville	127	1	2	8.0	15.7
	Saint George	1,114	6	3	5.5	2.7
	Saint Marys	2,761	19	21	6.9	7.6
	Wamego	4,880	16	17	3.3	3.5
Pratt	Pratt	6,534	185	178	28.0	27.2
Rawlins	Atwood	1,276	5	3	3.9	2.4
	McDonald	118	1	1	8.4	8.5
Reno	Abbyville	82	20	21	243.9	256.1
	Buhler	1,316	2	0	1.5	0.0
	Haven	1,164	31	30	26.7	25.8
	Hutchinson	39,699	65	64	1.6	1.6
	South Hutchinson	2,506	26	26	10.4	10.4
Republic	Belleville	1,989	8	8	4.0	4.0
Rice	Lyons	3,577	115	112	32.0	31.3
	Sterling	2,276	19	19	8.5	8.3
Riley	Manhattan	53,829	393	368	7.2	6.8
	Ogden	1,639	7	6	4.2	3.7
	Riley	934	1	1	1.1	1.1
Rooks	Plainville	1,709	18	18	10.4	10.5
	Stockton	1,445	12	12	8.2	8.3
	Woodston	91	2	2	21.5	22.0
Rush	Bison	175	6	6	34.3	34.3
	La Crosse	1,247	5	5	4.0	4.0
Russell	Russell	4,351	8	10	1.8	2.3
Saline	Assaria	425	1	1	2.3	2.4
	Brookville	242	3	3	12.3	12.4
	Salina	46,231	825	765	17.7	16.5
Scott	Scott City	4,008	17	17	4.2	4.2
Sedgwick	Andale	928	4	2	4.3	2.2
	Bel Aire	8,822	281	236	33.3	26.8
	Bentley	565	6	6	10.7	10.6
	Cheney	2,161	7	7	3.2	3.2
	Clearwater	2,642	50	47	18.9	17.8
	Colwich	1,457	18	13	12.4	8.9
	Derby	25,939	767	701	29.8	27.0
	Eastborough	746	426	436	567.2	584.5
	Garden Plain	943	8	9	8.4	9.5
	Goddard	5,559	81	79	15.0	14.2
	Haysville	11,287	228	231	20.2	20.5
	Kechi	2,322	43	50	19.1	21.5
	Maize	6,405	175	132	29.1	20.6
	Mount Hope	802	2	2	2.5	2.5
	Mulvane	6,763	182	175	27.8	25.9
	Park City	8,656	188	185	22.2	21.4
	Valley Center	7,348	93	81	12.6	11.0
Wichita	396,192	21,317	21,219	53.7	53.6	
Seward	Liberal	19,274	444	423	22.6	21.9
Shawnee	Auburn	1,256	2	3	1.6	2.4
	Rossville	1,087	61	62	55.6	57.0
	Silver Lake	1,316	3	2	2.3	1.5

County	City	Population (2022)	Municipal Suspensions		Suspensions per Thousand Residents	
			2021	2022	2021	2022
Shawnee	Topeka	125,449	6,556	6,329	52.0	50.5
Sheridan	Hoxie	1,195	6	2	5.0	1.7
	Selden	181	1	1	5.4	5.5
	Goodland	4,392	54	51	12.1	11.6
Smith	Smith Center	1,561	6	6	3.8	3.8
Stafford	Seward	48	1	1	21.3	20.8
	Stafford	938	7	6	7.5	6.4
Stevens	Hugoton	3,686	17	16	4.5	4.3
Sumner	Belle Plaine	1,468	31	28	21.1	19.1
	Caldwell	1,017	5	5	4.9	4.9
	Mulvane	6,763	48	48	7.3	7.1
	Oxford	1,048	9	10	8.6	9.5
	Wellington	7,640	143	125	18.7	16.4
Thomas	Colby	5,542	28	28	5.0	5.1
	Oakley	2,011	1	1	0.5	0.5
Trego	WaKeeney	1,757	6	6	3.4	3.4
Wabaunsee	Alma	821	2	1	2.5	1.2
	Eskridge	440	1	1	2.3	2.3
	Harveyville	179	1	1	5.6	5.6
	Maple Hill	638	1	1	1.6	1.6
	Willard	73	1	1	13.5	13.7
Wallace	Sharon Springs	740	1	1	1.3	1.4
Washington	Linn	383	2	2	5.2	5.2
	Washington	1,063	1	1	0.9	0.9
Wichita	Leoti	1,418	9	9	6.3	6.3
Wilson	Fredonia	2,138	21	17	9.9	8.0
	Neodesha	2,268	95	82	42.2	36.2
Woodson	Toronto	204	1	1	5.0	4.9
	Yates Center	1,334	67	60	50.5	45.0
Wyandotte	Bonner Springs	7,666	431	309	55.6	40.3
	Edwardsville	4,648	747	710	160.0	152.8
	Kansas City	153,345	12,886	12,590	83.2	82.1
	Lake Quivira	1,013	18	18	17.8	17.8
Total		2,369,862	81,430	78,787	34.4	33.2

Map 3. Motor Vehicle Records of Municipal Court Suspensions in 2022 for Failure to Comply per Thousand Residents by Municipality

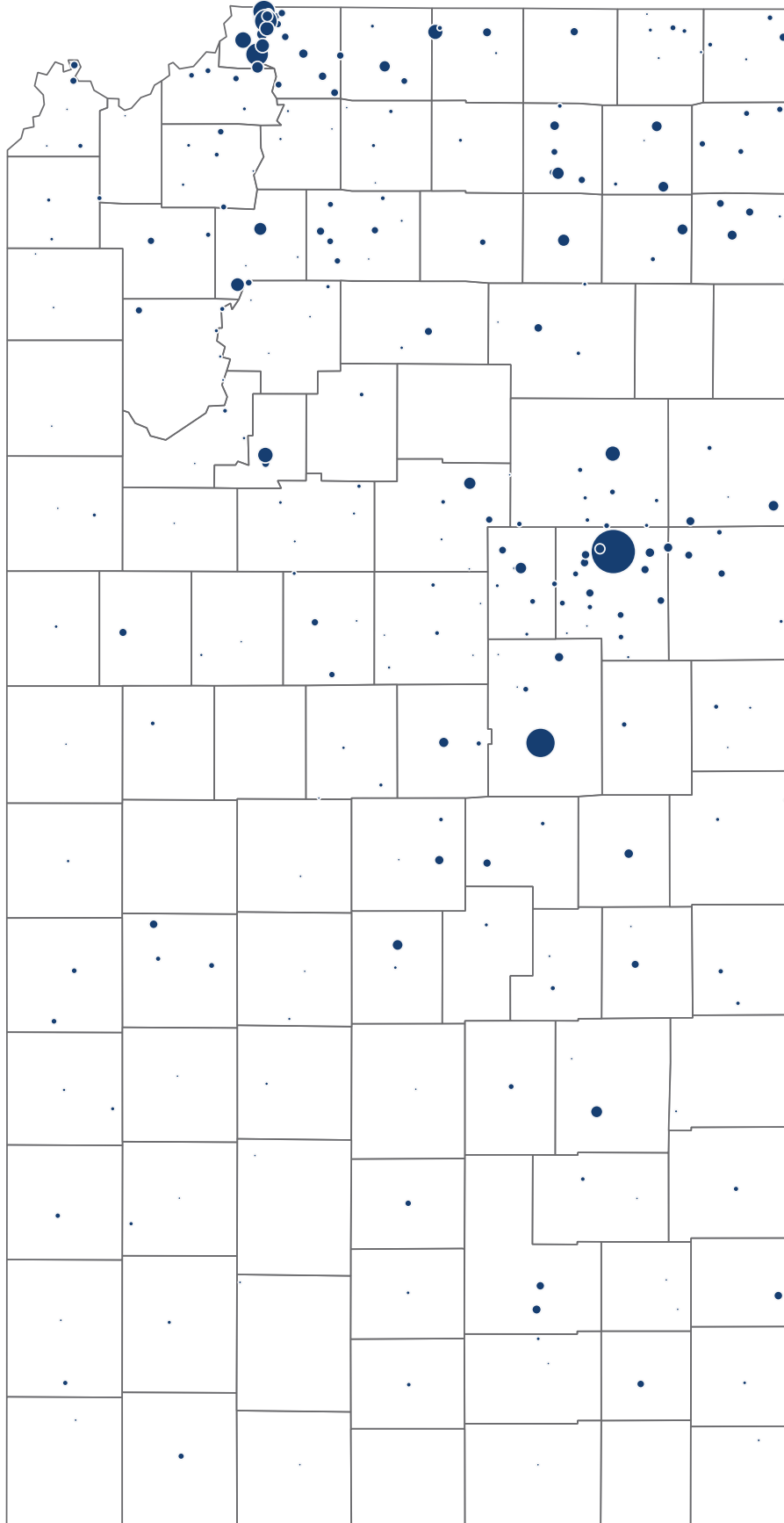


Table 9: Motor Vehicle Records of Suspensions in 2021-2022 for Failure to Comply with a Citation by County and Court Ordering Suspension

County	Municipal Court		District Court		Total Suspensions		% in Municipal Court	
	2021	2022	2021	2022	2021	2022	2021	2022
Allen	127	122	355	385	482	507	26.3%	24.1%
Anderson	18	16	149	156	167	172	10.8%	9.3%
Atchison	21	21	127	151	148	172	14.2%	12.2%
Barber	11	11	50	51	61	62	18.0%	17.7%
Barton	404	389	256	281	660	670	61.2%	58.1%
Bourbon	153	159	147	163	300	322	51.0%	49.4%
Brown	37	30	221	255	258	285	14.3%	10.5%
Butler	491	450	1,222	1,333	1,713	1,783	28.7%	25.2%
Chase	0	0	141	163	141	163	0.0%	0.0%
Chautauqua	0	0	52	57	52	57	0.0%	0.0%
Cherokee	119	118	268	285	387	403	30.7%	29.3%
Cheyenne	1	1	16	21	17	22	5.9%	4.5%
Clark	3	2	21	23	24	25	12.5%	8.0%
Clay	7	6	47	47	54	53	13.0%	11.3%
Cloud	123	101	104	101	227	202	54.2%	50.0%
Coffey	34	33	266	292	300	325	11.3%	10.2%
Comanche	12	9	21	26	33	35	36.4%	25.7%
Cowley	485	445	0	0	485	445	100.0%	100.0%
Crawford	209	194	0	0	209	194	100.0%	100.0%
Decatur	16	14	13	14	29	28	55.2%	50.0%
Dickinson	48	43	217	231	265	274	18.1%	15.7%
Doniphan	44	42	40	48	84	90	52.4%	46.7%
Douglas	421	353	375	404	796	757	52.9%	46.6%
Edwards	12	12	57	62	69	74	17.4%	16.2%
Elk	0	0	45	57	45	57	0.0%	0.0%
Ellis	25	25	243	283	268	308	9.3%	8.1%
Ellsworth	17	15	185	217	202	232	8.4%	6.5%
Finney	644	633	989	1,035	1,633	1,668	39.4%	37.9%
Ford	1,206	1,163	961	1,005	2,167	2,168	55.7%	53.6%
Franklin	79	68	570	604	649	672	12.2%	10.1%
Geary	527	516	326	339	853	855	61.8%	60.4%
Gove	2	2	109	110	111	112	1.8%	1.8%
Graham	7	2	15	19	22	21	31.8%	9.5%
Grant	108	97	189	195	297	292	36.4%	33.2%
Gray	12	14	298	299	310	313	3.9%	4.5%
Greeley	0	0	23	28	23	28	0.0%	0.0%
Greenwood	21	19	177	189	198	208	10.6%	9.1%
Hamilton	2	1	130	141	132	142	1.5%	0.7%
Harper	17	17	71	78	88	95	19.3%	17.9%
Harvey	795	808	604	670	1,399	1,478	56.8%	54.7%
Haskell	6	4	357	366	363	370	1.7%	1.1%
Hodgeman	10	8	39	52	49	60	20.4%	13.3%
Jackson	68	60	666	780	734	840	9.3%	7.1%
Jefferson	34	35	65	154	99	189	34.3%	18.5%
Jewell	1	1	12	14	13	15	7.7%	6.7%
Johnson	16,867	15,853	3,516	3,738	20,383	19,591	82.8%	80.9%
Kearny	5	4	113	132	118	136	4.2%	2.9%
Kingman	31	27	214	228	245	255	12.7%	10.6%
Kiowa	18	15	222	227	240	242	7.5%	6.2%
Labette	184	156	0	0	184	156	100.0%	100.0%
Lane	11	12	22	27	33	39	33.3%	30.8%
Leavenworth	651	608	834	931	1,485	1,539	43.8%	39.5%

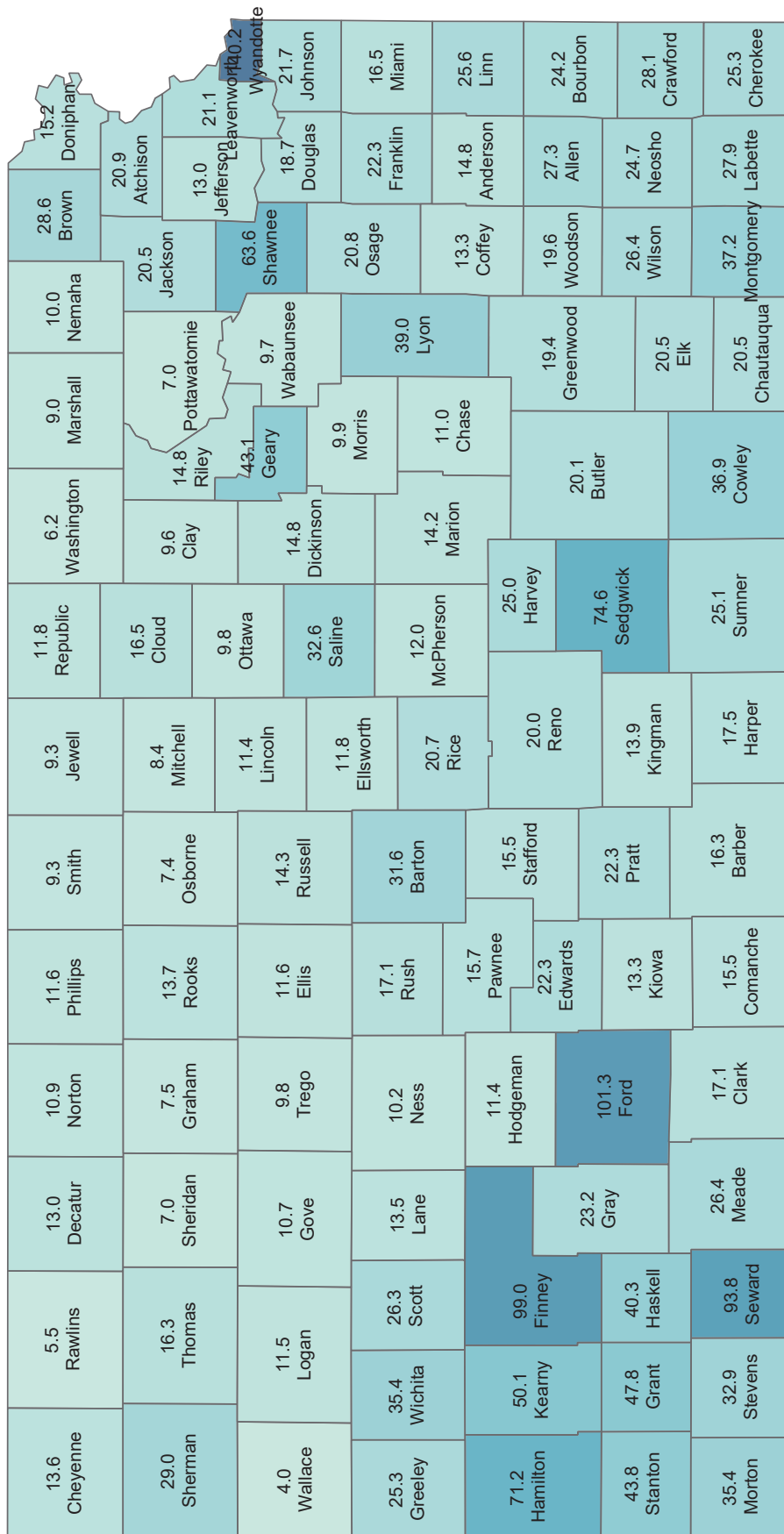
County	Municipal Court		District Court		Total Suspensions		% in Municipal Court	
	2021	2022	2021	2022	2021	2022	2021	2022
Lincoln	1	1	53	68	54	69	1.9%	1.4%
Linn	125	112	195	212	320	324	39.1%	34.6%
Logan	8	5	30	32	38	37	21.1%	13.5%
Lyon	468	469	797	940	1,265	1,409	37.0%	33.3%
Marion	58	55	128	139	186	194	31.2%	28.4%
Marshall	2	2	49	57	51	59	3.9%	3.4%
McPherson	135	109	322	395	457	504	29.5%	21.6%
Meade	12	12	158	166	170	178	7.1%	6.7%
Miami	333	303	426	440	759	743	43.9%	40.8%
Mitchell	34	23	22	22	56	45	60.7%	51.1%
Montgomery	345	341	0	0	345	341	100.0%	100.0%
Morris	21	14	23	28	44	42	47.7%	33.3%
Morton	1	1	35	44	36	45	2.8%	2.2%
Nemaha	9	8	68	76	77	84	11.7%	9.5%
Neosho	95	83	0	0	95	83	100.0%	100.0%
Ness	1	1	38	42	39	43	2.6%	2.3%
Norton	9	10	43	47	52	57	17.3%	17.5%
Osage	88	81	523	598	611	679	14.4%	11.9%
Osborne	0	0	14	14	14	14	0.0%	0.0%
Ottawa	7	5	61	70	68	75	10.3%	6.7%
Pawnee	20	18	118	139	138	157	14.5%	11.5%
Phillips	22	23	43	52	65	75	33.8%	30.7%
Pottawatomie	43	44	43	57	86	101	50.0%	43.6%
Pratt	185	178	197	213	382	391	48.4%	45.5%
Rawlins	6	4	7	9	13	13	46.2%	30.8%
Reno	144	141	381	484	525	625	27.4%	22.6%
Republic	8	8	65	73	73	81	11.0%	9.9%
Rice	134	131	54	77	188	208	71.3%	63.0%
Riley	401	375	364	387	765	762	52.4%	49.2%
Rooks	32	32	51	57	83	89	38.6%	36.0%
Rush	11	11	37	41	48	52	22.9%	21.2%
Russell	8	10	52	93	60	103	13.3%	9.7%
Saline	829	769	679	841	1,508	1,610	55.0%	47.8%
Scott	17	17	86	93	103	110	16.5%	15.5%
Sedgwick	23,876	23,611	16,572	17,520	40,448	41,131	59.0%	57.4%
Seward	444	423	758	789	1,202	1,212	36.9%	34.9%
Shawnee	6,622	6,396	4,429	4,625	11,051	11,021	59.9%	58.0%
Sheridan	7	3	16	26	23	29	30.4%	10.3%
Sherman	54	51	151	162	205	213	26.3%	23.9%
Smith	6	6	14	28	20	34	30.0%	17.6%
Stafford	8	7	74	88	82	95	9.8%	7.4%
Stanton	0	0	59	63	59	63	0.0%	0.0%
Stevens	17	16	59	62	76	78	22.4%	20.5%
Sumner	236	216	716	779	952	995	24.8%	21.7%
Thomas	29	29	149	155	178	184	16.3%	15.8%
Trego	6	6	78	86	84	92	7.1%	6.5%
Wabaunsee	6	5	183	204	189	209	3.2%	2.4%
Wallace	1	1	35	35	36	36	2.8%	2.8%
Washington	3	3	32	34	35	37	8.6%	8.1%
Wichita	9	9	36	41	45	50	20.0%	18.0%
Wilson	116	99	336	373	452	472	25.7%	21.0%
Woodson	68	61	97	95	165	156	41.2%	39.1%
Wyandotte	14,082	13,627	4,645	5,007	18,727	18,634	75.2%	73.1%
County Unknown	NA	NA	863	1,125	863	1,125	NA	NA
Total	75,367	72,721	51,645	55,792	124,991	126,491	59.3%	56.6%

**Table 10: Motor Vehicle Records of Suspensions for Failure to Comply with a Citation
by County of Court Ordering the Suspension or County of Residence of Suspended Driver**

County	Population (2022)	Court-Ordered Suspensions (2022)		Suspended Residents (Current)		Court-Ordered Suspensions per Suspended Resident
		Number	per Thousand Residents	Number	per Thousand Residents	
Allen	12,579	507	40.3	343	27.3	1.48
Anderson	7,776	172	22.1	115	14.8	1.50
Atchison	16,108	172	10.7	336	20.9	0.51
Barber	4,122	62	15.0	67	16.3	0.93
Barton	25,080	670	26.7	793	31.6	0.84
Bourbon	14,493	322	22.2	351	24.2	0.92
Brown	9,364	285	30.4	268	28.6	1.06
Butler	68,240	1,783	26.1	1,369	20.1	1.30
Chase	2,548	163	64.0	28	11.0	5.82
Chautauqua	3,415	57	16.7	70	20.5	0.81
Cherokee	19,088	403	21.1	482	25.3	0.84
Cheyenne	2,583	22	8.5	35	13.6	0.63
Clark	1,933	25	12.9	33	17.1	0.76
Clay	8,043	53	6.6	77	9.6	0.69
Cloud	8,946	202	22.6	148	16.5	1.36
Coffey	8,280	325	39.3	110	13.3	2.95
Comanche	1,681	35	20.8	26	15.5	1.35
Cowley	34,453	445	12.9	1,270	36.9	0.35
Crawford	39,078	194	5.0	1,098	28.1	0.18
Decatur	2,689	28	10.4	35	13.0	0.80
Dickinson	18,430	274	14.9	273	14.8	1.00
Doniphan	7,440	90	12.1	113	15.2	0.80
Douglas	119,964	757	6.3	2,244	18.7	0.34
Edwards	2,739	74	27.0	61	22.3	1.21
Elk	2,441	57	23.4	50	20.5	1.14
Ellis	28,941	308	10.6	337	11.6	0.91
Ellsworth	6,355	232	36.5	75	11.8	3.09
Finney	37,650	1,668	44.3	3,726	99.0	0.45
Ford	33,848	2,168	64.1	3,428	101.3	0.63
Franklin	25,992	672	25.9	579	22.3	1.16
Geary	35,691	855	24.0	1,538	43.1	0.56
Gove	2,717	112	41.2	29	10.7	3.86
Graham	2,411	21	8.7	18	7.5	1.17
Grant	7,197	292	40.6	344	47.8	0.85
Gray	5,729	313	54.6	133	23.2	2.35
Greeley	1,223	28	22.9	31	25.3	0.90
Greenwood	5,939	208	35.0	115	19.4	1.81
Hamilton	2,430	142	58.4	173	71.2	0.82
Harper	5,323	95	17.8	93	17.5	1.02
Harvey	33,801	1,478	43.7	845	25.0	1.75
Haskell	3,576	370	103.5	144	40.3	2.57
Hodgeman	1,755	60	34.2	20	11.4	3.00
Jackson	13,286	840	63.2	272	20.5	3.09
Jefferson	18,344	189	10.3	238	13.0	0.79
Jewell	2,898	15	5.2	27	9.3	0.56
Johnson	619,195	19,591	31.6	13,428	21.7	1.46
Kearny	3,855	136	35.3	193	50.1	0.70
Kingman	7,193	255	35.5	100	13.9	2.55
Kiowa	2,404	242	100.7	32	13.3	7.56
Labette	19,757	156	7.9	552	27.9	0.28
Lane	1,556	39	25.1	21	13.5	1.86
Leavenworth	82,892	1,539	18.6	1,745	21.1	0.88
Lincoln	2,899	69	23.8	33	11.4	2.09
Linn	9,796	324	33.1	251	25.6	1.29
Logan	2,705	37	13.7	31	11.5	1.19

County	Population (2022)	Court-Ordered Suspensions (2022)		Suspended Residents (Current)		Court-Ordered Suspensions per Suspended Resident
		Number	per Thousand Residents	Number	per Thousand Residents	
Lyon	31,898	1,409	44.2	1,244	39.0	1.13
Marion	11,868	194	16.3	169	14.2	1.15
Marshall	9,982	59	5.9	90	9.0	0.66
McPherson	30,012	504	16.8	359	12.0	1.40
Meade	3,897	178	45.7	103	26.4	1.73
Miami	34,867	743	21.3	576	16.5	1.29
Mitchell	5,738	45	7.8	48	8.4	0.94
Montgomery	30,996	341	11.0	1,153	37.2	0.30
Morris	5,349	42	7.9	53	9.9	0.79
Morton	2,599	45	17.3	92	35.4	0.49
Nemaha	10,115	84	8.3	101	10.0	0.83
Neosho	15,606	83	5.3	386	24.7	0.22
Ness	2,645	43	16.3	27	10.2	1.59
Norton	5,301	57	10.8	58	10.9	0.98
Osage	15,654	679	43.4	325	20.8	2.09
Osborne	3,490	14	4.0	26	7.4	0.54
Ottawa	5,795	75	12.9	57	9.8	1.32
Pawnee	6,179	157	25.4	97	15.7	1.62
Phillips	4,809	75	15.6	56	11.6	1.34
Pottawatomie	26,273	101	3.8	184	7.0	0.55
Pratt	9,067	391	43.1	202	22.3	1.94
Rawlins	2,528	13	5.1	14	5.5	0.93
Reno	61,516	625	10.2	1,232	20.0	0.51
Republic	4,642	81	17.4	55	11.8	1.47
Rice	9,407	208	22.1	195	20.7	1.07
Riley	71,108	762	10.7	1,050	14.8	0.73
Rooks	4,813	89	18.5	66	13.7	1.35
Rush	2,927	52	17.8	50	17.1	1.04
Russell	6,639	103	15.5	95	14.3	1.08
Saline	53,596	1,610	30.0	1,749	32.6	0.92
Scott	5,014	110	21.9	132	26.3	0.83
Sedgwick	525,525	41,131	78.3	39,229	74.6	1.05
Seward	21,358	1,212	56.7	2,003	93.8	0.61
Shawnee	177,480	11,021	62.1	11,288	63.6	0.98
Sheridan	2,425	29	12.0	17	7.0	1.71
Sherman	5,830	213	36.5	169	29.0	1.26
Smith	3,533	34	9.6	33	9.3	1.03
Stafford	3,993	95	23.8	62	15.5	1.53
Stanton	1,963	63	32.1	86	43.8	0.73
Stevens	5,175	78	15.1	170	32.9	0.46
Sumner	22,473	995	44.3	563	25.1	1.77
Thomas	7,893	184	23.3	129	16.3	1.43
Trego	2,752	92	33.4	27	9.8	3.41
Wabaunsee	7,019	209	29.8	68	9.7	3.07
Wallace	1,488	36	24.2	6	4.0	6.00
Washington	5,501	37	6.7	34	6.2	1.09
Wichita	2,064	50	24.2	73	35.4	0.68
Wilson	8,622	472	54.7	228	26.4	2.07
Woodson	3,109	156	50.2	61	19.6	2.56
Wyandotte	165,746	18,634	112.4	23,245	140.2	0.80
County unknown	NA	1125	NA	NA	NA	NA
Total	2,937,150	124,469	42.4	125,881	42.9	0.99

Map 6. Motor Vehicle Records of Suspensions in 2022 for Failure to Comply, Number of Suspended Residents per Thousand



Map 7. Motor Vehicle Records of Suspensions in 2022 for Failure to Comply, Court-Ordered Suspensions per Suspended Resident

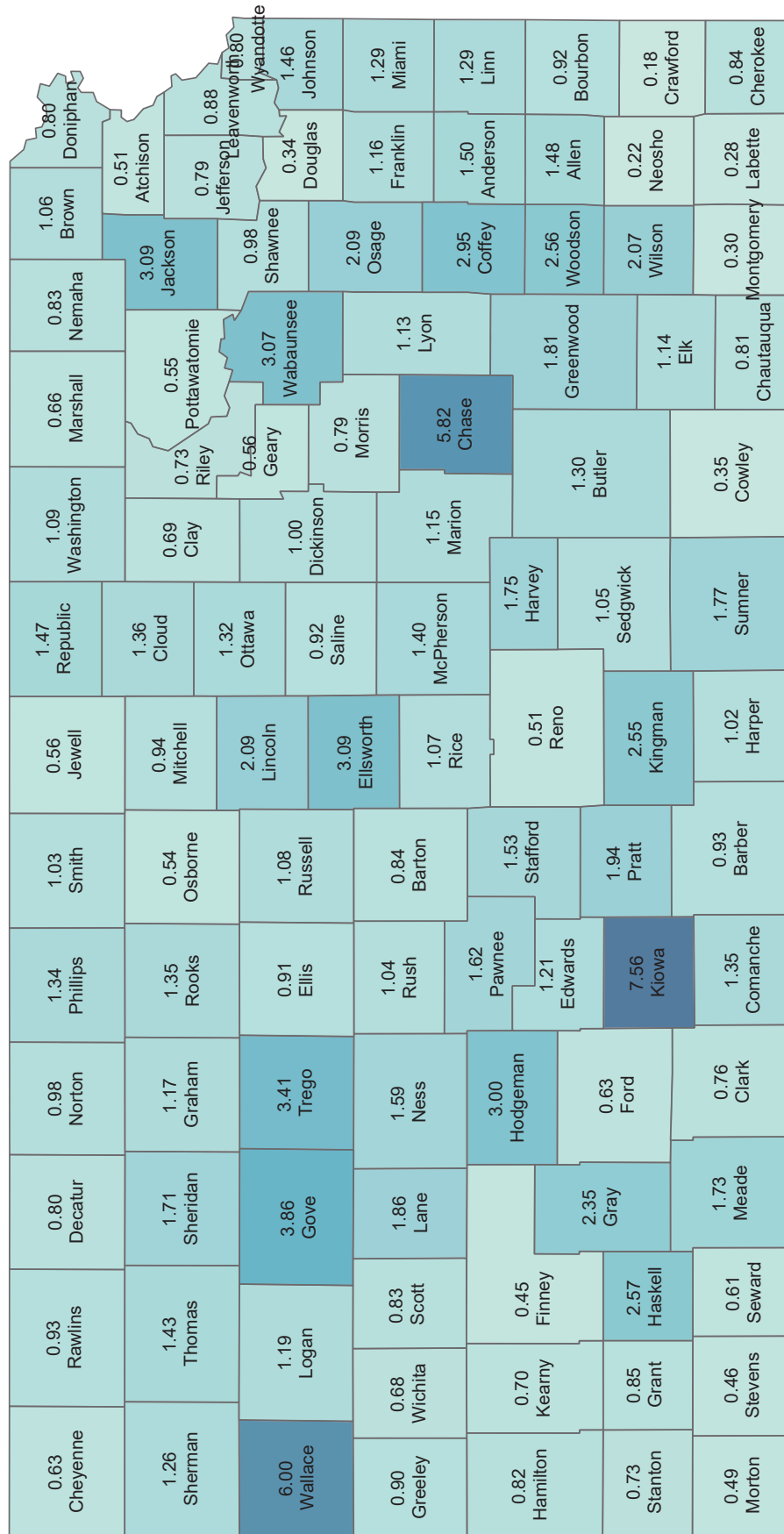


Table 11. Number of Drivers with Suspended or Revoked License and Sanctions for Failure to Comply with a Traffic Citation by Number of Sanctions

Sanctions for Failure to Comply	Drivers
1	67,349
2	22,350
3	12,010
4	7,412
5+	18,048
Total drivers	127,169

Table 12. Major Moving Violation Convictions in Motor Vehicle Records of Drivers with Suspended or Revoked License and Sanction for Failure to Comply with a Traffic Citation

Convictions per Driver	Suspended/Revoked Drivers	Total Convictions	% of Drivers
0	88,067	0	69.25%
1	16,598	16,598	13.05%
2	7,570	15,140	5.95%
3	4,970	14,910	3.91%
4	3,455	13,820	2.72%
5	2,192	10,960	1.72%
6	1,516	9,096	1.19%
7	988	6,916	0.78%
8	614	4,912	0.48%
9	419	3,771	0.33%
10	254	2,540	0.20%
11	176	1,936	0.14%
12	121	1,452	0.10%
13	68	884	0.05%
14	59	826	0.05%
15	34	510	0.03%
16	20	320	0.02%
17	18	306	0.01%
18	11	198	0.01%
19	8	152	0.01%
20	4	80	0.00%
21	2	42	0.00%
24	3	72	0.00%
26	2	52	0.00%
Total	127,169	105,493	100.00%

**Data inferred from other totals in relevant data set*

Table 13. Major Moving Violation Convictions in Motor Vehicle Records of Drivers with Suspended or Revoked License and Open Sanctions for Failure to Comply by Driver Status

Convictions	Suspended Drivers	% of Total	Revoked Drivers	% of Total
0*	88,067	72.1%	146	2.9%
1	16,521	13.5%	75	1.5%
2	7,469	6.1%	58	1.2%
3	4,199	3.4%	739	14.9%
4	2,520	2.1%	917	18.4%
5	1,403	1.1%	778	15.6%
6 +	2,015	1.6%	2,262	45.5%
Total	122,194	100.0%	4,975	100.0%

**Data inferred from other totals in relevant data set*

Table 14. Moving Violation Convictions in Motor Vehicle Records of Drivers with License Suspended or Revoked Due to Failure to Comply with a Traffic Citation by Classification and Violation Code

Classification	Code	Violation Description	Count	% of Subtotal	% of Total
Major moving violation	B26	Driving while suspended	33,722	30.3%	26.5%
	A08	Driving under influence of alcohol (BAC .08 - .1499)	24,240	21.8%	19.0%
	D36	Failure to maintain liability insurance	19,850	17.8%	15.6%
	A12	Chemical test refusal	14,731	13.2%	11.6%
	DI8	Entered diversion agreement after arrest for driving under the influence	6,437	5.8%	5.1%
	A10	Driving under influence of alcohol, (BAC .15 or greater)	3,826	3.4%	3.0%
	B25	Driving while revoked	3,301	3.0%	2.6%
	VR7	Driving while revoked as habitual violator	1,366	1.2%	1.1%
	U01	Fleeing or evading police or roadblock	1,089	1.0%	0.9%
	DI4	Transporting an open container	845	0.8%	0.7%
	B05	Leaving scene of non-injury accident	668	0.6%	0.5%
	A41	Driving in violation of ignition interlock restrictions	382	0.3%	0.3%
	B01	Hit and run, non-injury accident	344	0.3%	0.3%
	M84	Reckless driving	227	0.2%	0.2%
	D29	Violation of driver's license restrictions	151	0.1%	0.1%
	A30	Minor possessing, consuming, or purchasing alcohol	104	0.1%	0.1%
	A33	Illegal possession of controlled substance	22	0.0%	0.0%
	B03	Hit and run, personal injury accident	16	0.0%	0.0%
	TF1	Theft of motor fuel	11	0.0%	0.0%
	RK2	Vehicular battery, with driving under the influence	9	0.0%	0.0%
	U08	Vehicular manslaughter	9	0.0%	0.0%
	U07	Vehicular homicide	8	0.0%	0.0%
	B02	Hit and run, fatal accident	6	0.0%	0.0%
	RE8	Diversion agreement for a chemical test refusal	3	0.0%	0.0%
	RK7	Vehicular battery in connection with eluding or reckless driving	2	0.0%	0.0%
	RK8	Diversion agreement for vehicle battery while driving under the influence	1	0.0%	0.0%
<i>Subtotal, major moving violations</i>			111,370	100.0%	87.4%
Minor moving violation or non-major commercial vehicle violation	B51	Expired or no driver's license	6,200	38.6%	4.9%
	S92	Speeding	4,819	30.0%	3.8%
	S93	Speeding	1,329	8.3%	1.0%
	N01	Failure to yield right of way	780	4.9%	0.6%
	B78	Failed to show non-commercial drivers license	645	4.0%	0.5%
	M14	Failure to obey sign/traffic control device	566	3.5%	0.4%
	M40	Improper lane/location	402	2.5%	0.3%
	N40	Failure to use/improper signal	343	2.1%	0.3%
	M34	Following too closely	244	1.5%	0.2%
	S94	Driving too fast for conditions	174	1.1%	0.1%
	N50	Improper turn	169	1.1%	0.1%
	E54	Failure to use headlight dimmer	96	0.6%	0.1%
	N82	Improper backing	59	0.4%	0.0%
	M25	Failure to stop when emerging from a alley, private road, or driveway	52	0.3%	0.0%
	S95	Speed contest (racing) on road open to traffic	40	0.2%	0.0%
	M70	Improper passing	39	0.2%	0.0%
	M42	Improper/erratic (unsafe) lane changes	31	0.2%	0.0%
	S96	Speed less than minimum	12	0.1%	0.0%
	B56	Driving commercial motor vehicle with no CDL	9	0.1%	0.0%
	N84	Unsafe operation	8	0.0%	0.0%
	D70	Driver's view obstructed	7	0.0%	0.0%
	B57	Driving commercial vehicle without CDL in possession	5	0.0%	0.0%
	N83	Improper start from parked position	5	0.0%	0.0%
	E01	Operating without equipment	4	0.0%	0.0%
	EM2	Exceeding weight limits	4	0.0%	0.0%
	M09	Failure to obey railroad grade crossing restriction not in related codes	3	0.0%	0.0%
	N08	Failure to take action to avoid colliding with a pedestrian	3	0.0%	0.0%
	B91	Driving commercial vehicle with improper classification/endorsement	1	0.0%	0.0%
	E70	Equipment used improperly or obstructed	1	0.0%	0.0%
	M45	Improper lane/location	1	0.0%	0.0%
<i>Subtotal, minor moving violations</i>			16,051	100.0%	12.6%
Total moving violation convictions			127,421	—	100.0%

Appendix: Data Descriptions

Judicial Branch District Court Records

Source: Judicial Branch correspondence with KLRD. Data include District Court suspensions for Failure to Appear/Pay initiated through non-compliance process between January 1, 2021 and December 31, 2022, by case number, county, statute, and date the suspension was sent to the Kansas Department of Revenue (KDOR). Per Judicial Branch correspondence, multiple charges may be associated with one case, and the data do not represent an exhaustive list of suspensions occurring during the time frame; suspensions not due to Failure to Appear/Pay but occurring as part of sentencing are not captured. Suspensions from Johnson County were not available due to the county's use of an independent case management system.

Motor Vehicle Suspension Actions for Failure to Comply with a Citation, 2021-2022.

Source: KDOR correspondence with KLRD. Data include number of drivers suspended for Failure to Comply with a Traffic Citation during calendar years 2021 and 2022 by court (District or Municipal), location (county or municipality), and year of sanction.

Current Motor Vehicle Records of Drivers with Suspended or Revoked License and Sanctions for Failure to Comply with a Traffic Citation

Source: KDOR correspondence with KLRD on multiple occasions. Data included responses to queries regarding violations appearing on motor vehicle records of drivers with open sanctions for Failure to Comply with a Traffic Citation

Note: Alcohol-related convictions remain on driver records indefinitely, major non-alcohol violations remain on records for 5 years, and minor violations remain on records for 3 years.

Data received 9/22/2023 included records of drivers in terms of number of major moving violation convictions per driver, number of open sanctions for Failure to Comply with a Citation per driver, number of major convictions by driver status (suspended or revoked), and number of major convictions by conviction code.

Data received 10/6/2023 included the number of drivers suspended for Failure to Comply with a Traffic Citation by county of driver residence, and a list of the number of minor and major convictions on driving records of drivers suspended or revoked whose records have open sanctions for Failure to Comply with a Traffic Citation.

Kansas State, County, and Municipality Population Estimates

Source: U.S. Census Bureau, American Community Survey Population Estimates 2020-2022.
https://www2.census.gov/programs-surveys/popest/datasets/2020-2022/cities/totals/sub-est2022_20.csv

DRIVING RECORD CODES

Kansas Division of Vehicles

ACD Code	ACD Code Description	KSA	Code Type
A04	DUI of alcohol BAC .04 to .079		CDL-M
A08	DUI of alcohol BAC .08 or greater	8-1567	MAJ & CDL-M
A10	DUI of alcohol BAC .10 or greater	8-1567	MAJ & CDL-M
A12	Chemical test refusal - Implied Consent	8-1025	MAJ & CDL-M
A20	DUI of alcohol or drugs		MAJ & CDL-M
A21	DUI of alcohol		MAJ & CDL-M
A22	DUI of drugs		MAJ & CDL-M
A30	Minor possess/consume/obtain alcohol	41-727	MAJ
A33	Illegal possession of drugs (controlled substances)	21-5706	MAJ
A41	Circumventing/tampering with IID	8-1017(a)(1,2,3,4)	MAJ
A50	Vehicle used in commission of felony involving manufacturing, distributing, or dispensing a controlled substance	8-2,142	CDL-M
A61	Under 21 BAC .02 to less than .08 (administrative)	8-1567a	MAJ
A90	Chemical test failure BAC .15 or greater		MAJ & CDL-M
A94	Operating CMV with BAC .04 to .079	8-2,142	CDL-M
A98	Chemical test failure BAC at or over .08		MAJ & CDL-M
B01	Hit and run	8-1602	MAJ & CDL-M
B02	Hit and run - Fatal accident	8-1602	MAJ & CDL-M
B03	Hit and run - Personal injury accident	8-1602	MAJ & CDL-M
B04	Hit and run – failure to stop and render aid after accident – Property damage accident	8-1602	MAJ & CDL-M
B05	Leaving accident before police arrive	8-1604	MAJ & CDL-M
B06	Leaving accident before police arrive - Fatal accident	8-1604	MAJ & CDL-M
B07	Leaving accident before police arrive - Personal injury accident	8-1604	MAJ & CDL-M
B08	Leaving accident scene before police arrive – Property damage accident	8-1604	MAJ & CDL-M
B19	Driving CMV in violation of driver/vehicle out-of-service order while transporting hazardous materials as defined in §383.5, or while driving a vehicle designed to transport 16 or more passengers, including the driver	8-2,142	OSO
B22	Driving while canceled	8-2,142	MAJ & CDL-M
B25	Driving while revoked	8-262	MAJ & CDL-M
B26	Driving while suspended	8-262	MAJ & CDL-M
B27	Driving in violation of driver/vehicle out-of-service order	8-2,136 & 8-2,142	OSO
B51	Expired or no DL	8-235, 8-244	MIN
B56	Driving a CMV with no CDL	8-2,142	CDL-S
B57	Driving a CMV without a CDL in possession	8-2,142	CDL-S
B78	Failed to show non-commercial driver license	8-235 & 8-244	MIN
B91	Improper classification/endorsement on DL	8-2,142	CDL-S
CA2	DUI conviction/diversion expungement		MAJ
CA4	Juvenile Offender	8-2117	SAN
CA5	School safety violation – administrative action	72-6136	SAN
D02	Misrepresentation of identity on application	8-250	SAN
D29	Violate DL restrictions	8-237, 8-245, 8-291, 8-296	MAJ
D30	Misrepresentation of identity on application/self-certification for CDL or LP		MAJ
D31	Fraud related to issuance of CLP/CDL		SAN
D35	Failure to comply with financial responsibility law		SAN
D36	Failure to maintain liability to required/insurance	40-3118	MAJ
D37	Failure to pay/or make installment payment		SAN
D38	Failure to post/obtain release from liability	40-3104	SAN
D45	Failure to appear for trial/court appearance		SAN
D51	Failure to pay child support	39-7,155	SAN
D53	Failure to make required payment of fine and costs		SAN
D56	Failure to answer citation, pay fines, penalties and/or court costs related to the original violation	8-2110	SAN
D70	Driver's view obstructed	8-1576	MIN
DI4	Transporting an open container	8-1599	MAJ
DI8	Entered diversion agreement after DUI arrest	22-2907, 22-2908, 22-2909	MAJ
E01	Operating without equipment		MIN
E54	Failure to use headlight dimmer	8-1703 & 8-1725	MIN
E70	Equipment used improperly or obstructed		MIN
EM1	Leaving vehicle unattended with engine running	8-1573	MIN

ACD Code	ACD Code Description	KSA	Code Type
EM2	Exceeding weight limits	8-1901, 8-1902, 8-1903, 8-1904, 8-1905, 8-1908, 8-1909	MIN
EM3	Towing or pushing vehicle improperly	8-1907	MIN
F02	Child/youth restraint not used properly	8-1344	NON
F04	Seat belt not used properly	8-2503	NON
FL8	Failure to complete required alcohol program	8-1567(d)	SAN
M09	Failure to obey RRGc restrictions not noted in related codes		MIN
M10	Failure to obey a traffic control device/directions of an enforcement official at a RRGc while driving a CMV		RGC
M14	Failure to obey sign/traffic control device	8-1507, 8-1508, 8-1509, 8-1510, 8-1511, 8-1551, 8-1552, 8-1759, 8-1910, 8-1531a, 8-1503, 8-1539	MIN
M20	Failure to slow down at RRGc while driving a CMV		RGC
M21	Failure to stop before RRGc while driving a CMV	8-1553	RGC
M22	Failure to stop before driving onto RRGc while driving a CMV		RGC
M23	Failure to have sufficient space to driver completely through the RRGc while driving a CMV		RGC
M24	Failure to negotiate a RRGc because of insufficient undercarriage clearance while driving a CMV		RGC
M25	Failure to stop before sidewalk when emerging from an alley, building private road or driveway	8-1555	MIN
M34	Following too closely	8-1523, 8-1581	MIN & CDL-S
M40	Improper lane/location	8-1514, 8-1515, 8-1519, 8-1520, 8-1521, 8-1524, 8-1575, 8-1595	MIN
M42	Improper/erratic (unsafe) lane changes	8-2,142	MIN & CDL-S
M45	Improper lane/location - crosswalk	8-1584	MIN
M70	Improper passing	8-1556, 8-1556a, 8-1516, 8-1520a, 8-1517, 8-1518	MIN
M81	Careless driving		NON
M82	Inattentive/distracted driving		NON
M84	Reckless driving	8-1566	MAJ & CDL-S
M85	Texting while driving	8-15,111	CDL-S
M86	Violating state law by using a hand-held mobile phone		CDL-S
MS8	Suspended/Revoked out-of-state	8-250	SAN
MS9	Insufficient check	8-250	SAN
N01	Failure to yield right of way (FTY ROW)	8-1526, 8-1527, 8-1528, 8-1529, 8-1530, 8-1531, 8-1533, 8-1540, 8-1542	MIN
N08	Failure to take action to avoid colliding with a pedestrian	8-1535	MIN
N40	Failure to use/improper signal	8-1548, 8-1549, 8-1550	MIN
N50	Improper turn	8-1545	MIN
N80	Coasting (operating with gears disengaged)	8-1580	MIN
N82	Improper backing	8-1574	MIN
N83	Improper start from parked position	8-1547	MIN
N84	Unsafe operation	8-1578A	MIN
RE8	Diversion agreement for a chemical test refusal	8-1025	MAJ
RK2	Vehicle battery - With DUI	8-1567, 21-5413(b)(3)	MAJ
RK7	Vehicle battery - With eluding or reckless driving	21-5406	MAJ
RK8	Diversion agreement for Vehicle battery - With DUI	22-2907, 22-2908, 22-2909	MAJ
RR3	Restriction for failure to comply with a traffic citation	8-2110	SAN
S15	Speeding 15 mph or more above regulated/posted speed limit (detail optional)		CDL-S
S92	Speeding - Speed limit and actual speed (detail required)	8-1558, 8-1559, 8-1560, 8-1560A, 8-1560B, 8-1562, 8-1563	MIN & CDL-S
S93	Speeding (detail optional)	8-1558, 8-1559, 8-1560, 8-1560A, 8-1560B, 8-1562, 8-1563	MIN
S94	Prima facie speed violation/driving too fast for conditions	8-1557	MIN
S95	Speed contest (racing) on road open to traffic	8-1565	MIN
S96	Speed less than minimum	8-1561	MIN

ACD Code	ACD Code Description	KSA	Code Type
TF1	Theft of motor fuel dispensed in a vehicle at a gas station	21-5801(5)	MAJ
U01	Fleeing/evading police or roadblock	8-1568	MAJ
U07	Vehicular homicide	21-5405	MAJ & CDL-M
U08	Vehicular manslaughter	21-5405	MAJ & CDL-M
U31	Violation resulting in fatal accident	8-2,142	CDL-S
VR7	Driving while revoked as habitual violator	8-287	MAJ
W00	Withdrawal, Non-ACD violation		SAN
W01A	Accumulation of violations resulting in the administrative withdrawal of driving privileges		SAN
W01B	Habitual Violator - 3 year loss of driving privileges - admin revocation		SAN
W15CM	Complaint-Medical		M/V
W15CV	Complaint-Vision		M/V
W15CVM	Complaint-Vision/Medical		M/V
W15V	Failure to submit required acceptable annual vision report		M/V
W15M	Failure to submit required acceptable annual medical report		M/V
W15VM	Failure to submit required acceptable annual medical and vision report		M/V
W20	Unable to pass DL test(s) or meet qualifications		SAN
W20B	Must take and pass required examination - Written		M/V
W20C	Must take and pass required examination - Drive		M/V
W20D	Must take and pass required examination - Written and Drive		M/V
W20E	Must add restriction		M/V
W20I	Failure to obtain Ignition Interlock License		SAN
W20R	Medical Rehab		M/V
W30	Two convictions for serious violations within three years	8-2,142	SAN
W31	Three convictions for serious violations within three years	8-2,142	SAN
W40	The accumulation of two or more convictions for major offenses		SAN
W45	Withdrawal for driving a CMV while disqualified for previous CMV violation		SAN
W50	The accumulation of two convictions for out-of-service order general violations (violations not covered by W51) within 10 years	8-2,142	SAN
W51	The accumulation of two convictions for out-of-service order violations within 10 years while operating a vehicle designed to transport 16 or more passengers, including the driver or transporting hazardous materials as defined in § 383.5		SAN
W52	The accumulation of three or more convictions for out-of-service order violations within 10 years	8-2,142	SAN
W60	The accumulation of two convictions for RRGc violations within 3 years.	8-2,142	SAN
W61	The accumulation of three or more convictions for RRGc violations within 3 years.	8-2,142	SAN

Code Type Legend

Major Violation	MAJ
Minor Violation	MIN
Non-moving Minor	NON
CDL Major	CDL-M
CDL Serious	CDL-S
Railroad Grade Crossing	RGC
Out of Service Orders	OSO
Medical/Vision Codes	M/V
Sanction Codes	SAN

Miscellaneous Codes

ADM	Administrative	REV	Revoked
BAR	Barred	SUR	Surrendered
CAN	Cancelled	SUS	Suspended
CON	Conviction	VAL	Valid
DEN	Denied	WAR	Warning
DIS	Disqualified		
EXP	Expired		
OTH	Other not valid		
RES	Restricted driving privileges		

Accident Severity Table

1	Fatal
2	Incapaciting Injury
3	Non-capacitation Injury
4	Possible Injury
5	Property Damage Only
9	Unknown

NOTE: There may be codes that appear on a commercial driving record that are not listed on this sheet. These instances should be rare; however, if this occurs you can contact the Division of Vehicles at (785) 296-3671 for assistance.