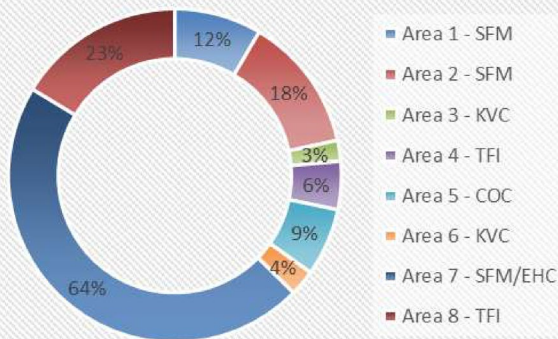


# Placement Analysis

## AREA 7: SEDGWICK COUNTY

% of Children by area population



### Clients Placed in Wichita

There are currently 1,323 children placed in Wichita. This chart shows each area's percentage of children placed in Wichita in comparison to the number of clients each area serves.

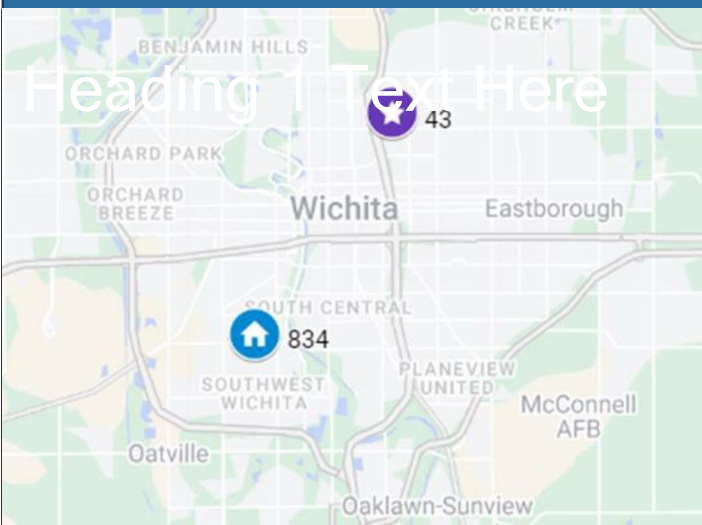
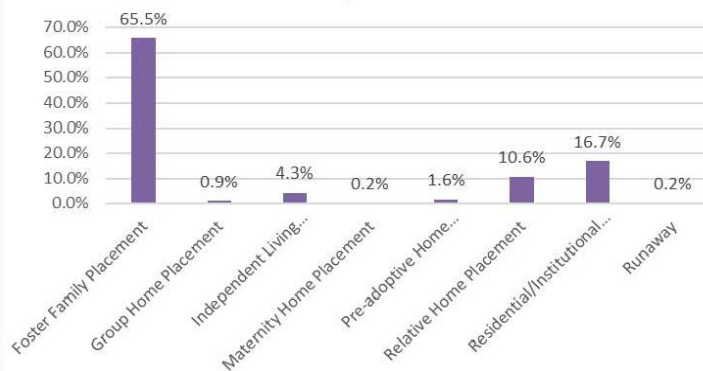
64% of the catchment Area 7 children are placed in Wichita.

### Placement Options

There are currently 444 children out of the catchment area placed in Wichita. This chart shows the percentages of those children based on placement type.

65% are placed in a foster home, and 16.7% are placed in congregate care.

% of children placed in Wichita



### Number of Placements Available

The Wichita Region (Areas 7 and 8) has 43 Congregate Care Facilities and 834 Foster Family Homes, the vast majority of which are in Wichita.

Statewide, the Wichita region has the largest concentration of placement options.

### Clients Placed in Wichita:

Case Management Catchment	Clients Served	# of Children in Wichita	% of Children in Wichita	% of Children by area population
Area 1 - SFM	612	72	5.4%	12%
Area 2 - SFM	767	140	10.6%	18%
Area 3 - KVC	865	24	1.8%	3%
Area 4 - TFI	602	39	2.9%	6%
Area 5 - COC	503	46	3.5%	9%
Area 6 - KVC	568	20	1.5%	4%
Area 7 - SFM/EHC	1363	877	66.3%	64%
Area 8 - TFI	463	105	7.9%	23%
Total	5743	1323	100%	

*\* All Calculations are based on FACTS data in the OOH data integrity report as well as information provided by DCF.*

The **% of children in Wichita** is based on the 1,323 children placed in Wichita. For example, area 1 has 72 children in Wichita, of the 1,323 total children in Wichita so 5.4% of the children in Wichita are from area 1.

The **% of children by area population** is the total percentage of an area's population that is placed in Wichita. For example, area 1 serves 612 children, and 72 of them are in Wichita, so 12% of their clients are placed in Wichita.

23% (1323/5743) of all OOH clients are currently placed in Wichita. For comparison, Area 7 (EHC) serves 24% (1363/5743) of all OOH clients. **34% (444/1323) of clients placed in Wichita are out of the area.**

### Placement Options:

Placement Type	# children	% children
Foster Family Placement	291	65.5%
Group Home Placement	4	0.9%
Independent Living Placement	19	4.3%
Maternity Home Placement	1	0.2%
Pre-adoptive Home Placement	7	1.6%
Relative Home Placement	47	10.6%
Residential/Institutional Placement	74	16.7%
Runaway	1	0.2%
Total	444	100.0%

*\*All calculations were provided by DCF Personnel*

There is a total of 444 out of area children. 65.5% of those are in FFH's and 16.7% are in residential placements. This shows that there are a high number of out-of-area clients in Wichita, and they are also utilizing primary placement options available in Area 7. This is straining resources in the area and could be contributing to the high number of placement failures.

### Counties with 10+ clients placed in Wichita:

Ranking	County	# children
1	Sedgwick	875
2	Butler	43
3	Reno	35
4	Wyandotte	35
5	Cowley	27
6	Lyon	25
7	Saline	23
8	Shawnee	17
9	Johnson	13
10	Sumner	13
11	Finney	11
12	McPherson	11
Total		1128

*\*Highlighted counties are geographically closer to Kansas City*

### Overall Analysis:

There are currently 5,743 children in out-of-home care across the state. There has been an issue with failure to place in the state for several years. Area 7 has not been excluded from this crisis and has had an issue with the failure to place for several years, even though it has the highest concentration of foster homes and congregate care homes. However, Wichita has also had an influx of out-of-area clients, with 34% of all clients placed in Wichita being children from other areas. There are many factors that could contribute to the lack of options in other areas including a child's history, level of care and willingness to be in a placement. These same factors could contribute to the failure to place in the crisis we are witnessing. Area 7 has the highest number of congregate care placements and foster family homes, and these are the same types most utilized by out-of-area residents. The placement types and options are disproportionate across the state. It's imperative that an analysis will be conducted to investigate placement disparities in the state so that we can better serve children and families.