



Joint Committee on Child Welfare System Oversight September 11, 2024, 2:45 p.m.: Family Preservation & Case Management

Chair Concannon, Vice Chair Gossage, Ranking Minority Member Ousley, and Members of the Committee:

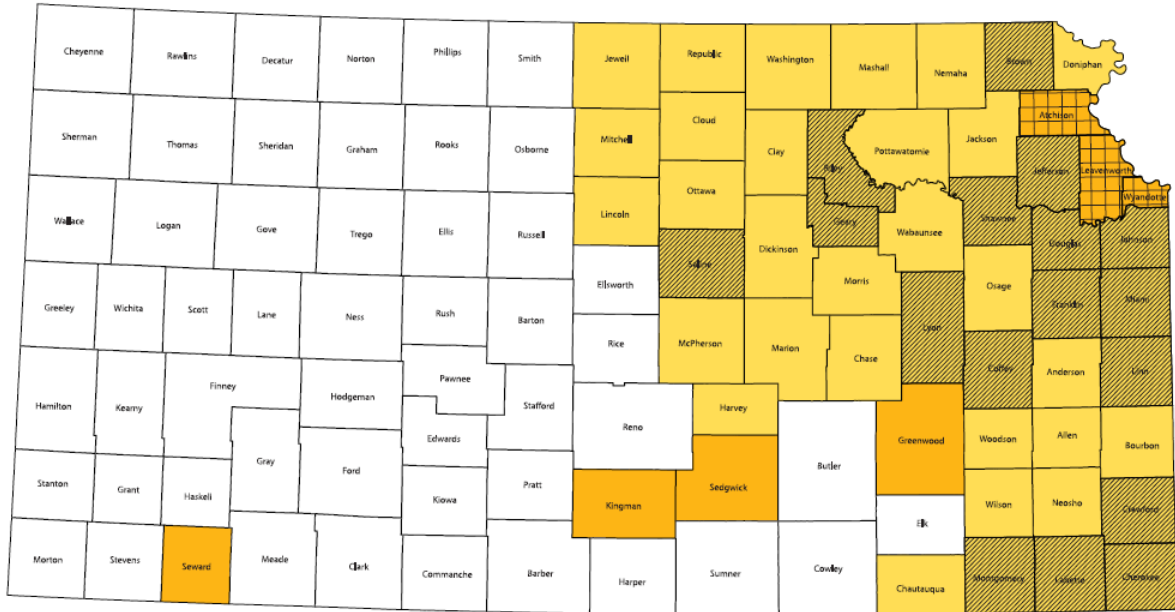
This submission was prepared by Cornerstones of Care Chief Programs and Innovation Officer, Justin Horton. On behalf of our organization, team members, and community of supporters—thank you for the opportunity to present today.

Who We Are


Cornerstones of Care is a behavioral health organization with a 154-year history of providing prevention, treatment and support services to children and their families. The children that we serve have all experienced trauma. Trauma resulting from events, such as abuse or neglect, separation from/loss of a loved one, and witnessing or experiencing violence in their community, as well as trauma stemming from ongoing, cumulative experiences like poverty, addiction, and mental illness.

Cornerstones of Care is a certified trauma-informed organization by The Sanctuary Institute. This model recognizes trauma can be pervasive to the human experience. It acknowledges the vulnerability of clients, organizations, and systems to the adverse effects of trauma and guides the approach that our almost 750 team members across our organization take to recognize, understand and respond to trauma in a manner that mitigates its' negative effects. This model also fosters a restorative organizational culture and framework for creating trauma informed communities, and promotes healthy team member engagement, safety, self-awareness, and self-care.

Cornerstones of Care has been providing services to the children and families of Kansas since 1999. Today, we have more than 250 team members in Kansas within seven offices, supporting citizens in 52 counties.



Cornerstones of Care Program Service Area



The map depicts, with overlap:

- Family Preservation for families in twenty-five (25) counties
- Foster Care Case Management for children and families in three (3) counties
- Therapy Services for children, families, and adults in forty-eight (48) counties
- Behavior Intervention Support for schools in twenty-four (24) counties
- Transitional Living for teens from around the state in one (1) county
- Therapeutic Foster Family Home support for families in eleven (11) counties



Prevention and Protective Services: Family Preservation

Cornerstones of Care is the Family Preservation provider in the Northeast and Southeast Regions for the Department for Children and Families (DCF). Our Family Preservation programs have offices in Brown County, Crawford County, Montgomery County, and Shawnee County.

Family Preservation Services

If you have questions about Cornerstones of Care's work in Kansas family preservation services, please contact us.

- KSfamilypres@cornerstonesofcare.org
- Hiawatha: (785) 742-2144
- Topeka: (785) 329-6149
- Pittsburg & SE Kansas: (620) 404-4647



Cornerstones of Care Combined Family Preservation Data

	June 2024	July 2024	August 2024
New Referrals	36	31	26
Successful Case Closure: Goal is 85%	91%	88%	95%
Families Served Who Did Not Have Children Placed in Foster Care: Goal is 90%	98%	98%	99%
Client Satisfaction Survey Results <i>Measures whether families thought our service helped them meet the needs of their children and family</i>	100%	100%	100%



Family Preservation: July 1, 2024, New Contract Period Began

Cornerstones of Care has experienced a smooth transition from the prior grant period to the new contract period. We have stood up almost every enhancement that the new contracts have allowed us to enact.

- Family Engagement Coordinator (FEC): One in the Northeast/One in the Southeast and both have been hired.
 - The position has shown to immediately be a great tool for us, DCF, and families. The FEC works in partnership with DCF to engage families by attending Team Decision Making (TDM) meetings to explain Family Preservation services to families. The FEC educates families and community partners about the services provided through Family Preservation. The position will follow families through services (in addition to the assigned case manager), contacting them prior to and at initiation of services as well as attempting to follow up after services have ended to discuss any needs they may have.
- Addictions Counselor: One in the Northeast/One in the Southeast. We have successfully hired for the Southeast, but not the Northeast.
 - Accessing drug treatment for citizens can be delayed by waitlists or difficult to access due to geography/transportation challenges. To fill that gap, our Addictions Counselors work with families who are engaged in Family Preservation and struggle with drug/alcohol misuse. They assist in locating resources for drug/alcohol assessments as well as locating resources for individuals to engage in drug/alcohol treatment. The Addiction Counselors will provide coaching and counseling to individuals and families until treatment in the community begins.
 - Thus far, in the Southeast, the Addictions Counselor has worked with eight (8) families that have a total of 20 children.



- Functional Family Therapy Providers: Two in the Northeast/Two in the Southeast. We have successfully hired all four (4) providers.
 - None of us want to see a youth enter foster care due solely to their behaviors. Cornerstones of Care provides Functional Family Therapy (FFT) in-home services as a short-term intervention for families with youth, ages 11-18, who are exhibiting delinquent behaviors to prevent them from being removed from the home. FFT is a Title IV-E and SAMSHA-certified evidence-based practice that targets the whole family to build understanding and improve communication that reduces delinquent behaviors in youth.
 - In the Northeast, thus far FFT has served 14 families with 39 children. In the Southeast, thus far FFT has served 10 families with 23 children. All cases are still active, and none have closed.
- Behavior Intervention Support Team (BIST) Training
 - The Cornerstones of Care BIST model will support Case Managers working with families who have children who have disruptive behaviors. Family Preservation Case Managers will conduct a BIST assessment that allows parents and the Case Manager to determine areas of need and areas of strength within the family. The areas of focus are clarity in appropriate boundaries, procedures, routines, clarity of directions, voice tone in direction, problem solving mistakes, and family meetings.
 - All of our Family Preservation Case Managers and Managers in the Northeast and Southeast have now received 18 hours of BIST training. The Case Managers are working through the BIST certification process, which is comprised of nine (9) hours of training in de-escalation techniques and crisis intervention, as well as two (2) hours per month of ongoing BIST consultation, and finally a BIST Coach will shadow team members in family homes at a minimum of one day per month. A Family Preservation Case Manager is considered certified after they attend all required training, complete two (2) months of ongoing consultation, and complete four (4) hours of shadow time with a BIST Coach in the field.



Foster Care/Adoption Case Management

Cornerstones of Care is the Foster Care provider in Area 5. Our geographic area covers three counties in Kansas: Atchison, Leavenworth, and Wyandotte. Our program has offices in Leavenworth County and Wyandotte County.



Area 5 Client Population

As of August 30, 2024, Cornerstones of Care is providing services to 495 foster care clients, which is down 41% from our grant inception (October 1, 2019). We started the grant with 842 foster care clients. We are thankful to the teams, agencies, and people that have helped make this happen. We realize it is because of the work of many different entities.

Cornerstones of Care Foster Care Case Management: Area 5												
	Jan	Feb	Mar	Apr	May	June	July	Aug	Sept	Oct	Nov	Dec
Out of Home youth 2019	0	0	0	0	0	0	0	0	0	842	847	822
OOH youth 2020	825	809	815	788	781	775	761	756	734	745	745	743
OOH Youth 2021	746	750	733	715	683	661	691	681	676	652	651	650
OOH Youth 2022	631	613	617	615	634	606	616	632	645	630	618	600
OOH Youth 2023	600	579	579	569	581	575	564	567	573	562	554	545
OOH Youth 2024	534	518	519	524	528	519	506*	499	495**			

* New Contract Began, ** As of September 9, 2024



Caseload Sizes

As of September 9, 2024, the average caseload size for our Foster Care Case Management team is 12.075 youth per case carrying team member.

AWOL/Missing Youth Information

As of September 9, 2024, Cornerstones of Care has 1 of 495 youth or 0.002% AWOL/Missing from care.

Youth Sleeping in Agency Offices/Failure to Place Data

Month	SFY24 (As of 6/16/24)	TFI	COC	SFM	KVC
JUL 2023	14	1	0	10	3
AUG	1	0	0	1	0
SEP	1	0	0	1	0
OCT	6	1	0	1	4
NOV	0	0	0	0	0
DEC	2	0	0	0	2
JAN	0	0	0	0	0
FEB	6	0	0	4	2
MAR	12	0	0	4	8
APRIL	54	0	0	49	5
MAY	40	0	0	39	1
JUNE 2024	7	0	0	7	0
Total Nights/Incident of Failure To Place for SFY by CMP	143	2	0	116	25
Percentage of Total Nights/Incidents of FTP for SFY 2024	100%	1%	0%	81%	17%

Month	SFY25 (As of 9/1/24)	TFI	COC	SFM	KVC	EH
JUL 2024	26	1	0	0	1	24
AUG	22	0	0	0	0	22
Total Nights/Incident of Failure To Place for SFY by CMP	48	1	0	0	1	46
Percentage of Total Nights/Incidents of FTP for SFY 2024	100%	2%	0%	0%	2%	96%



Yearly Failure to Place Report Data

Month	SFY18	SFY19	SFY20	SFY21	SFY22	SFY23	SFY24	SFY25
JUL		4	33	7	12	25	14	26
AUG		9	9	4	13	24	1	22
SEP		11	17	8	44	8	1	
OCT		0	12	7	48	8	6	
NOV		0	9	9	10	12	0	
DEC		0	18	8	9	8	2	
JAN		4	19	2	5	6	0	
FEB		4	6	2	6	6	6	
MAR		12	6	4	8	7	12	
APR	85	35	1	3	38	8	54	
MAY	69	39	4	2	63	20	40	
JUN	6	21	17	5	43	8	7	
Total for SFY	160	139	151	61	299	140	143	48

DCF SFY24 Report Card (<https://www.dcf.ks.gov/services/PPS/Pages/PPSreports.aspx>) *Data may not be final as reconciliation by DCF may still be occurring

=Met or exceeds goal, =Within 10% of goal, =More than 10% from goal

Measure	Target	Performance July 2023-June 2024	State Average	Performance to Target
Progress Towards Adoption	45.8%	31.6%	38.2%	
Timely Adoption in Less than 24 Months	26.8%	6.3%	13.9%	
Achieving Permanency for all Children with Termination of Parental Rights	96.8%	91.1%	88.1%	
Children in Care 3+ Years at the Time of Permanency	47.8% (lower % is better)	26.4%	29.3%	
Placement Stability	% of children 4.4 or fewer	47.3%	63.1%	
Placement in a Family Like Setting	90%	88.8%	91.5%	



Measure	Target	Performance July 2023- June 2024	State Average	Performance to Target
Permanency in 12 months for children in foster care less than 12 months	40.5%	30.9%	40.1%	
Permanency for children in foster care 12 to 23 months	43.6%	27.5%	35.1%	
Permanency for children in foster care 24 months or longer	30.3%	29.6%	33.0%	
Re-entry into Foster Care within 12 months	8.3% (lower % is better)	4.8%	8.1%	
Maltreatment in Foster Care	8.50 (lower is better)	2.89	3.32	
Children Living with Relatives or Non-Related Kin (12 month average)	50%	51.2%	47.1%	
Sibling Placement	78%	73%	72.9%	

August 2024 Settlement Agreement Report

<https://www.dcf.ks.gov/services/PPS/Documents/FY2024DataReports/Settlement%20Docs/August%20Settlement%20reporting%202024.pdf>

2.9.4: % one or fewer placement moves in 12 month.

Catchment	Area 1 SFM	Area 2 SFM	Area 3 KVC	Area 4 TFI	Area 5 COC	Area 6 KVC	Area 7 SFM	Area 8 TFI	Statewide
% of youth with 1 or fewer placement moves in 12 months March 2023 - March 2024 source FACTS	84%	80%	79%	79%	80%	80%	80%	78%	80%
% of youth with 1 or fewer placement moves in 12 months April 2023 - April 2024 source FACTS	84%	79%	79%	80%	80%	81%	81%	80%	80%
% of youth with 1 or fewer placement moves in 12 months May 2023 - May 2024 source FACTS	84%	80%	79%	81%	80%	81%	80%	81%	81%
% of youth with 1 or fewer placement moves in 12 months June 2023 - June 2024 source FACTS	84%	79%	79%	81%	78%	82%	80%	81%	80%
% of youth with 1 or fewer placement moves in 12 months July 2023 - July 2024 source FACTS	85%	80%	81%	82%	78%	80%	81%	81%	81%
% of youth with 1 or fewer placement moves in 12 months August 2023 - August 2024 source FACTS	85%	80%	81%	82%	78%	81%	81%	82%	81%
Key: green is goal met	yellow is within 10% of meeting goal		red is over 10% to meet goal						
goal is 90%									



2.9.5: Provide Mental Health and trauma screen within 30 days of entry to care.

Monthly performance on completing mental health and trauma screen within 30 days by a trained and qualified individual									
Month/Year	Area 1	Area 2	Area 3	Area 4	Area 5	Area 6	Area 7	Area 8	Statewide
# applicable June entries	14	26	25	32	1	19	31	8	156
June 2024	13	25	25	31	1	19	25	8	147
% within 30 days	93%	96%	100%	97%	100%	100%	81%	100%	94%
June 2024	13	25	25	31	1	19	25	8	147
% trained	93%	96%	100%	97%	100%	100%	81%	100%	94%
June 2024	13	25	25	31	1	19	25	8	147
% qualified	93%	96%	100%	97%	100%	100%	81%	100%	94%
June 2024 total performance									
	93%	96%	100%	97%	100%	100%	81%	100%	94%
% on time by a trained and qualified professional									
Key: green is goal met yellow is within 10% of meeting goal red is over 10% to meet goal									

Month/Year	Area 1	Area 2	Area 3	Area 4	Area 5	Area 6	Area 7	Area 8	Statewide
August 2023 total performance % on time by a trained and qualified professional; 90% is goal									
	81%	78%	55%	83%	94%	88%	88%	29%	77%
September 2023 total performance % on time by a trained and qualified professional; 90% is goal									
	100%	97%	67%	90%	100%	91%	85%	80%	91%
October 2023 total performance % on time by a trained and qualified professional; 90% is goal									
	98%	97%	80%	91%	100%	100%	87%	93%	92%
November 2023 total performance % on time by a trained and qualified professional; 90% is goal									
	100%	91%	100%	89%	100%	100%	94%	100%	96%
December 2023 total performance % on time by a trained and qualified professional; 90% is goal									
	100%	94%	100%	82%	89%	100%	100%	100%	95%
January 2024 total performance % on time by a trained and qualified professional; 90% is goal									
	97%	97%	93%	95%	71%	100%	88%	88%	93%
February 2024 total performance % on time by a trained and qualified professional; 90% is goal									
	100%	98%	100%	100%	90%	100%	77%	100%	96%
March 2024 total performance % on time by a trained and qualified professional; 90% is goal									
	100%	100%	100%	94%	100%	96%	95%	82%	96%
April 2024 total performance % on time by a trained and qualified professional; 90% is goal									
	95%	100%	100%	94%	86%	100%	84%	100%	95%
May 2024 total performance % on time by a trained and qualified professional; 90% is goal									
	89%	92%	100%	92%	95%	100%	85%	100%	93%
June 2024 total performance % on time by a trained and qualified professional; 90% is goal									
	93%	96%	100%	97%	100%	100%	81%	100%	94%
Key: green is goal met yellow is within 10% of meeting goal red is over 10% to meet goal									



- Addition of Medicaid Therapists to Serve Foster Children
 - Cornerstones of Care has a Clinical Utilization Unit that conducts mental health and trauma screenings for children who enter care and they have found a nice rhythm of timely completion, as you can see from the Settlement Report.
 - As part of the new contract, we wanted to stand up therapists to help ensure that gaps in clinical support are filled. Thus far, we have onboarded one therapist. The therapist has started with four (4) clients, on her way to serving 20-25 clients at any point in time.
 - Services for children include Individual Therapy, Family Therapy, Group Therapy, Assessment, Intake/Screening, and Treatment Planning. The goals of our therapist(s) are to support children and families for timely reintegration, timely permanency, successful school stability and progress, and successful home/placement stability during care and in Aftercare.

SOUL Family Permanency Option

Cornerstones of Care is excited about implementation of the SOUL family permanency option. Our Independent Living team has been working collaboratively with our case teams to identify youth who could benefit from the SOUL family permanency plan. To date, we have met with fifteen (15) identified youth to educate them regarding the SOUL family option. Cornerstones of Care has identified a “test case” in each of the three (3) counties in Area 5. The purpose of these test cases is to walk through this new process not only to ensure that our internal processes are set up to effectively implement this initiative, but also to walk through the process with our local attorneys, judges, and court services officers.

Moving forward, all youth aged 15 and over will have an Independent Living Specialist assigned to them that will discuss and inform each youth on the SOUL family option. In addition, Cornerstones of Care is working to utilize SOUL family lived experts to educate our team members, youth, and community partners on the SOUL family option.



Child Placing Agency (CPA)

	Family Foster	Relative	Non-Relative Kinship	ICPC	Total
Licensed Homes	24	4	12	12	52
Homes in the Licensure Process	12	8	1	1	22

Functional Family Therapy Support to Foster Care Case Management Providers

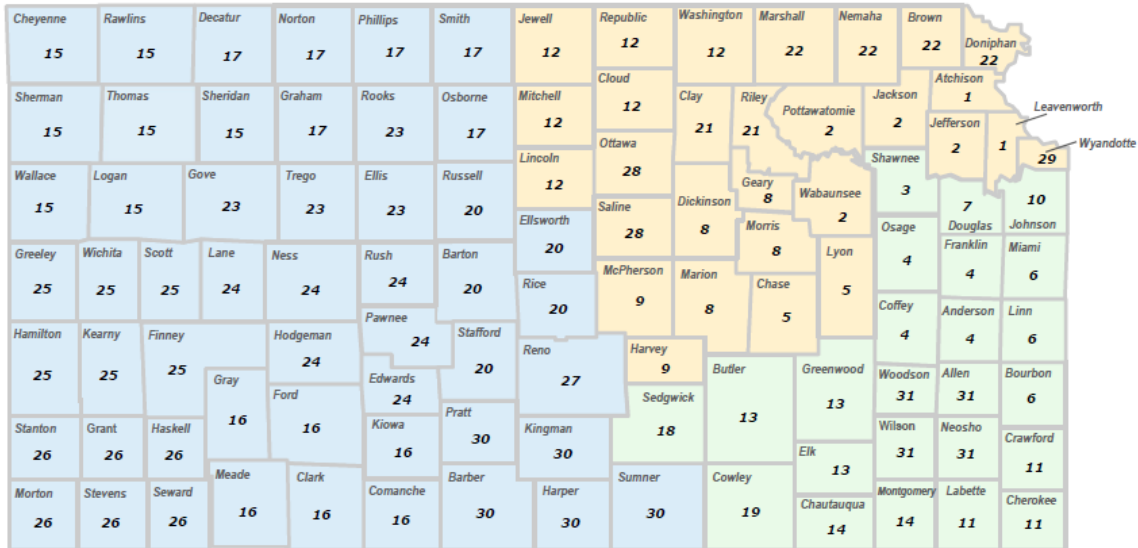
In September 2023, three agencies were awarded grants to provide Functional Family Therapy to the foster care case management providers across the state. Cornerstones of Care is the provider for 29 counties in Northcentral/Northeast Kansas. That geographic area encompasses three foster care case management providers: Cornerstones of Care, KVC, and Saint Francis Ministries.

Functional Family Therapy (FFT) is an evidence-based, outcome-driven prevention/intervention program for families and youths ages 11-18 who are at risk for and/or presenting with delinquency, violence, substance abuse, conduct disorder, oppositional defiant disorder, disruptive behavior disorder or similar behavioral challenges for their caregiver or prospective planned caregiver.



West Central KS - EmberHope

Northeast KS – Cornerstones of Care



Southeast KS – Eckerd

The ultimate goals of this award are to stabilize placements and help achieve timely permanency. Specific performance measures are below.

#	Outcomes	Target	Cornerstones of Care Performance
1	Percentage of families who engage in FFT post referral	90%	91%
2	Percent of youth successfully completing FFT	70% for initial term, 80% for renewal terms	82%
3	Percent of youth living in a family-based placement setting home at FFT completion (non-group care)	100%	96%



4	Percent of youth living at home with permanent legal resource (for case plan goals of reunification, adoption, custodianship, or other connection) 6 months after FFT completion	90%	Only applies to one youth, thus far
5	Percent of youth with 1 or fewer moves 6 months after completing FFT	90%	100%
6	Percent of youth who have not experienced a failure to place instance during the 6 months post FFT	95%	100%

Additional Data

<i>Data Element</i>	<i>Data</i>
Referrals Received	86
Families Served	77
Number of Children Served	118
Referrals Received by FCCM Agency	Cornerstones of Care=36, Saint Francis Ministries=29, KVC=21