

MINUTES OF THE SENATE EDUCATION COMMITTEE

The meeting was called to order by Chairman Jean Schodorf at 1:30 p.m. on January 19, 2011, in Room 152-S of the Capitol.

All members were present except:

Senator Anthony Hensley – excused

Senator Susan Wagle - excused

Committee staff present:

Sharon Wenger, Kansas Legislative Research Department

Laura Younker, Kansas Legislative Research Department

Jason Long, Office of the Revisor of Statutes

Eunice Peters, Office of the Revisor of Statutes

Dorothy Gerhardt, Committee Assistant

Conferees appearing before the Committee:

Lana Oleen, Interim President, Midwestern Higher Education Compact

Others attending:

See attached list.

Approval of Minutes

Senator Abrams moved to approve the minutes of January 12, 13, and 18, 2011 as written. The motion was seconded by Senator Marshall. Motion carried on a voice vote.

Presentation: Midwestern Higher Education Compact

Lana Oleen, Interim President, Midwestern Higher Education Compact (MHEC), appeared before the members of the committee with a presentation. MHEC is a nonprofit regional organization comprised of twelve Midwestern states established by compact statute to assist Midwestern states in advancing higher education through interstate cooperation and resource sharing. The compact fulfills its interstate mission through three core functions of cost savings, student access, and policy research by

- reducing administrative costs;
- encouraging student access, completion, and affordability;
- facilitating public policy analysis and information exchange;
- enhancing regional academic cooperation; and
- encouraging quality educational programs and services in higher education

Included in her presentation was a chart (Attachment 1) showing program commitment costs for each of the twelve states as well as program savings for the twelve months ending June 30, 2010, and cumulative savings for member states through June, 2010.

As required by statute, she next presented a report for the State of Kansas (Attachment 2). Items covered included cost savings for items such as property insurance, computer hardware, and computer software. Other programs include the e-transcript initiative which is available to all secondary and postsecondary schools; a student exchange program offering reduced tuition to attend out-of-state institutions; and research conducted on educational requirements in the workforce, postsecondary enrollment, retention and completion rates, earnings rates by educational levels, and tuition costs.

A short question and answer session followed.

Senator Teichman introduced members of the Edwards County Leadership Program spending the day in the Statehouse.

The next meeting is scheduled for January 24, 2011.

The meeting was adjourned at 02:25 p.m.

SENATE EDUCATION COMMITTEE GUEST LIST

DATE: 1-19-2011

NAME	REPRESENTING
Pam Schutt	M.H.E.C - Mpls MN
Cathy Deaton	DoB
Jonathan Krueger	KBOR
Catal Chabin	VISITOR
Arian Schmitter	"
Kelly Nawinsky-Wenzl	Karny & Assoc.
Chelsea Good	Pinegard Smith
ERIC BENEDICT	INTERNS TO SEN. WAGLE
CHRIS HOWE	ADMINISTRATION - PURCHASES
Debra Bolton	K-State Research & Extension
Lynne Taylor	Edwards Co. Landship
Linnelle Miller	"
Andrea Wood	"
Betty Martin	" "
Nikki Panyu	" "
Rebecca Menard	" "
Diana Rice	" "
MATT Francis	" "
David Hanson	K&S Insurance Assoc

MHEC Program Savings for 12 Months

	What States Pay 2009-2010	What States Save	Where States and Citizens Save			
State	Member State Annual State Commitment to MHEC	Total Annual Savings	Computing Hardware Program ¹	Computing Software Program ²	Master Property Insurance Program ³	Midwest Student Exchange Program ⁴
Illinois	95,000	11,314,287	6,028,118	298,455	4,987,714	NP ⁵
Indiana	95,000	2,266,946	1,704,869	169,881	21,601	370,596
Iowa	95,000	595,725	491,320	44,404	NP ⁵	NP ⁵
Kansas	95,000	4,168,836	953,113	317,130	36,376	2,862,216
Michigan	95,000	7,403,835	3,608,516	270,892	1,237,762	2,286,665
Minnesota	95,000	3,117,812	1,534,197	49,089	593,469	941,057
Missouri	95,000	4,638,622	866,590	54,792	1,670,148	2,047,092
Nebraska	95,000	4,196,372	955,804	104,881	301,762	2,833,925
North Dakota	95,000	326,359	104,239	10,457	NP ⁵	211,663
Ohio	95,000	3,417,481	3,177,336	240,146	NP ⁵	NP ⁵
South Dakota	95,000	52,001	49,721	2,280	NP ⁵	NP ⁵
Wisconsin	95,000	3,354,565	884,929	55,989	NP ⁵	2,413,648
Program Totals	\$1,140,000	\$44,792,841	\$20,358,752	\$1,618,395	\$8,848,833	\$13,966,861

Footnotes:
¹ Hardware program savings include those from Dell, HP, Lenovo, Juniper, Systemax, Enterasys, Mitel, and Xerox

² Software program savings are from the Novell/MHEC Collaborative Program, Oracle, Trend, and VMWare

³ Based on premium & loss information as of June 30, 2010.

⁴ Student tuition savings for the academic year 2009-2010.

⁵ Non-participating state for 2009-2010.

Senate Education
1-19-11
Attachment 1

Cumulative Savings for MHEC Member States through June 2010

Member States	Cost Savings Programs			Other Initiatives	Student Access	Savings	Commitment
	Computing Hardware Program ¹	Computing Software Program ²	Master Property Program (Insurance) ³	Other Initiatives ⁴	Midwest Student Exchange Program (Reduced Tuition) ⁵	Cumulative STATE SAVINGS	Cumulative State Commitment Paid through 7/01/2010
Illinois IL August 20, 1991	36,253,069	2,761,531	22,621,989	15,672,186	NA	77,308,776	1,294,659
Indiana IN March 14, 1996	14,497,406	1,278,411	88,419	5,358,571	370,596	21,593,403	1,121,500
Iowa IA June 6, 2005	1,748,838	172,694	NA	231,371	NA	2,152,904	460,000
Kansas KS April 25, 1990	2,249,135	989,494	409,416	3,025,262	41,085,172	47,758,480	1,291,169
Michigan MI July 24, 1990	23,676,231	2,198,033	11,196,335	43,222,866	16,998,673	97,292,138	1,295,500
Minnesota MN April 26, 1990	3,707,417	1,186,926	9,504,807	10,876,074	6,671,222	31,946,446	1,295,500
Missouri MO May 9, 1990	6,872,678	1,086,530	14,828,416	5,484,930	18,568,807	46,841,362	1,295,500
Nebraska NE June 5, 1991	2,194,433	808,079	6,720,657	2,127,919	32,930,155	44,781,243	1,295,500
North Dakota ND April 22, 1999	467,363	161,086	NA	1,000,822	1,290,294	2,919,564	947,500
Ohio OH January 9, 1991	15,028,076	2,127,488	45,000	32,198,285	NA	49,398,848	1,295,500
South Dakota SD March 13, 2008	57,775	5,928	NA	NA	NA	63,703	190,000
Wisconsin WI April 18, 1994	5,639,322	181,018	NA	6,747,463	7,301,237	19,869,040	1,155,000
TOTAL	\$112,391,744	\$12,957,218	\$65,415,040	\$125,945,750	\$125,216,155	\$441,925,906	\$12,937,328

Notes:

¹ Hardware program savings include those from Dell, HP, Lenovo, Juniper, Systemax, Enterasys, Mitel, and Xerox.

² Software program savings are from the Novell/MHEC Collaborative Program, Oracle, and VMWare.

³ Based on premium & loss information as of June 30, 2010.

⁴ Other initiatives are sunsetted programs: office products, telecommunications, equipment maintenance, academic scheduling, interactive video, and APN.

⁵ Student tuition savings through the academic year 2009-2010.



Cost Savings

MHEC's cost savings function addresses areas of regional need through the development of programs intended to offer the best pricing, support, and contract terms in the region. Pricing is established for quantity-one purchases, but additional discounts are also often available from vendors for bulk purchases. MHEC selectively and strategically pursues only those initiatives that would greatly benefit a large segment of colleges, universities, and state/local governments and cannot generally be replicated by any single entity acting on its own. Current programs are available for property insurance, computer hardware, and computer software.

- Cost savings programs saved the MHEC region \$30.8 million for FY10.

Master Property Program

- The property insurance program insures over 100 campuses nationwide with property values exceeding \$73 billion.

Technology

- Hardware: Dell, Fujitsu, Oracle (formerly Sun), Systemax/Global Gov Ed/Comp USA, and Xerox
- Software: Oracle, Novell, and VMware
- Data and Voice Networking: Alcatel-Lucent, Enterasys, Juniper, and Mitel

Because of the benefits and savings achieved as a result of its current cost savings programs, MHEC is working with Lumina Foundation for Education to explore additional cost savings programs in two new areas. MHEC has been awarded a three-year, \$800,000 grant from Lumina to work with institutional and industry experts to research, develop, and implement health care and energy cost savings programs. MHEC is working with three separate committees—one each for energy, student health benefits, and employee health benefits—exploring current market conditions and opportunities, gathering relevant information and data, and analyzing the data for cost savings program possibilities. All three committees are currently in the program development stage and plan to launch corresponding initiatives during 2011.

Cost Savings in Kansas

- Johnson County Community College is the sole Kansas participant in the Master Property Program.
- Overall cost savings increased \$800,000 from the previous year due to an increase in usage by Kansas entities of MHEC technologies contracts.
- MHEC statutes allow entities to use the MHEC contracts. Many institutions may not be aware that the MHEC contracts are a legal and endorsed alternative.
- Hardware programs are also available to state and local governments.

Committee members representing your state:

Employee Health Benefits Advisory Committee

- Madi Vannaman, University of Kansas

Energy Advisory Committee

- Scott McVey, University of Kansas

Master Property Program Committee

- Thomas Clayton, Johnson County Community College (MPP Leadership)

Master Property Program Committee MPP Loss Control Workshop Planning Subcommittee

- Alisa Pacer, Johnson County Community College

Purchasing Initiatives Committee

- Mitch Borchers, Johnson County Community College
- Chris Howe, Kansas Department of Administration
- Barry Swanson, University of Kansas (Chair)

Risk Management Committee

- Thomas Clayton, Johnson County Community College

Student Health Benefits Advisory Committee

- Diana Malott, The University of Kansas
- Julie Pitts, Johnson County Community College

Technologies Committee

- David Schmidt, Fort Hays State University

Student Access

MHEC recognizes that access to postsecondary education and training opportunities is essential for individuals to succeed and is critical to the civic and economic development of Midwestern states, the region, and the nation. Therefore, a regional commitment to postsecondary access is significant given the need to become more competitive as a region in an emerging global economy, demographic shifts in the number of high school graduates, gaps in educational attainment rates among racial and ethnic groups, and an increasing interest in higher education from political leadership.

Student Access Advisory Committee

- Charged with exploring regional opportunities to increase student access
- Includes membership from all 12 MHEC states, representing public and private as well as 2-year, 4-year, and graduate institutions as well as state legislatures
- Strives to eliminate barriers to and increase access to postsecondary education opportunities

Committee member representing your state:

- Sue Maes, Kansas State University

Midwest Student Migration Trends

Residence and Migration of All First-Year Students in Degree-Granting Institutions, 2008

State	Import/ Export Ratio (1=Importer)	Net In Migration	In Migration	Out Migration	Freshmen Students Enrolled	In-State Students Attending Anywhere	In-State Students Attending In State	% of Students Attending In-State
Illinois	0.90	-3,045	26,231	29,276	119,139	122,184	92,908	76.0%
Indiana	2.01	8,323	16,539	8,216	73,439	65,116	56,900	87.4%
Iowa	4.30	14,198	18,503	4,305	44,777	30,579	26,274	85.9%
Kansas	1.47	2,095	6,552	4,457	29,593	27,498	23,041	83.8%
Michigan	0.67	-4,016	8,144	12,160	96,416	100,432	88,272	87.9%
Minnesota	0.76	-3,360	10,886	14,246	55,023	58,383	44,137	75.6%
Missouri	1.18	1,746	11,386	9,640	57,833	56,087	46,447	82.8%
Nebraska	1.07	231	3,468	3,237	18,109	17,878	14,641	81.9%
North Dakota	2.18	2,111	3,905	1,794	8,733	6,622	4,828	72.9%
Ohio	0.76	-4,709	14,949	19,658	108,929	113,638	93,980	82.7%
South Dakota	1.37	745	2,756	2,011	8,920	8,175	6,164	75.4%
Wisconsin	1.03	340	10,632	10,292	58,310	57,970	47,678	82.2%
Nation	1.11	61,153	606,688	545,535	3,024,723	2,963,570	2,418,035	81.6%

Source: www.higheredinfo.org - The U.S. Department of Education, National Center for Education Statistics. Residence and Migration of All Freshmen in Degree-Granting Institutions. <http://www.nces.ed.gov>

e-Transcript Initiative

- The MHEC ETI is a comprehensive intraregional electronic transcript initiative available to all secondary and postsecondary schools, both public and private.
- Docufide was selected in 2006 as the providing vendor through a full request for proposal (RFP) process.
- The contract was renewed in November 2010 for an additional year, with one optional one-year renewal to follow.



Core Services

- High school transcripts from member high schools to member colleges
- High school transcripts between member high schools
- College transcripts between member colleges

Six states already using the contract:

- Indiana, Kansas, Michigan, Minnesota, Nebraska, and Wisconsin

e-Transcript Initiative Program Usage

State High Schools	% Registered Schools	% Live Schools	% Live Students	Usage August 2009-July 2010	Forecasted Usage August 2010-July 2011
Indiana	97%	86%	90%	82,452	100,000
Kansas	7%	0%	0%	NA	1,000
Michigan	84%	29%	NA	3,809	30,000
Minnesota	45%	20%	29%	51,551	70,000
Nebraska	83%	65%	75%	5,437	8,000
Wisconsin	32%	9%	20%	9,604	30,000

e-Transcript Initiative Project Advisory Committee (PAC)

Committee members representing your state:

- Kathy Gosa, Kansas State Department of Education
- Dawn Ressel, Kansas Board of Regents

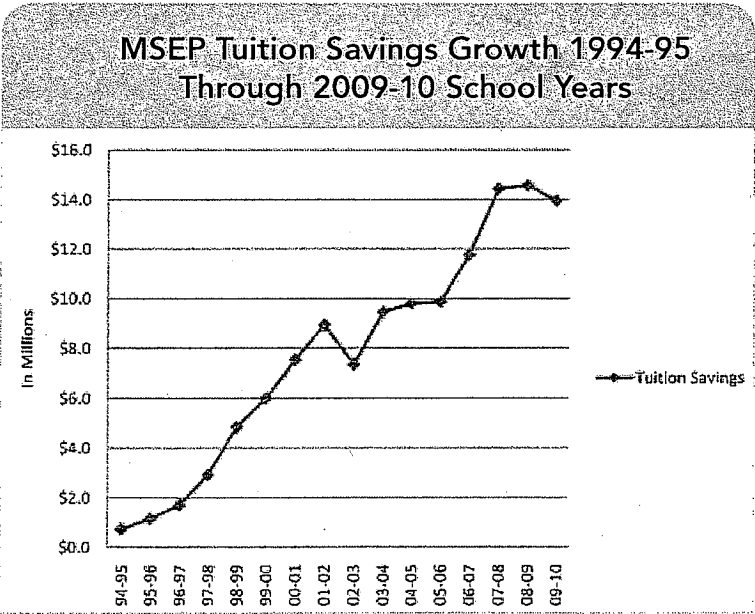
Midwest Student Exchange Program (MSEP)

- Students from IN, KS, MI, MN, MO, NE, ND & WI are eligible for reduced tuition through the program.
 - State approval is required for institutions to participate.
 - Institutions' participation is voluntary.
 - 140+ campuses open their doors to MSEP students.
 - Since 1994, students and families have saved over \$125 million.
- 2009-10 Highlights

 - Indiana joined as a participating state in November 2008, effective fall 2009
 - Students and families save nearly \$14 million

Committee member representing your state:

 - Sherry Farris, Kansas Board of Regents



MSEP Participation by Campus State 2009-10 School Year	
State	Enrollment
Indiana	79
Kansas	292
Michigan	167
Minnesota	319
Missouri	1,284
Nebraska	351
North Dakota	557
Wisconsin	281
Total	3,330

MSEP Participation by Home State of Residence 2009-10 School Year	
State	Enrollment
Indiana	145
Kansas	743
Michigan	561
Minnesota	201
Missouri	426
Nebraska	715
North Dakota	39
Wisconsin	500
Total	3,330

Average MSEP Savings by Students' Home State of Residence 2009-10 School Year	
State	Enrollment
Indiana	\$2,556
Kansas	\$3,852
Michigan	\$4,076
Minnesota	\$4,682
Missouri	\$4,805
Nebraska	\$3,964
North Dakota	\$5,427
Wisconsin	\$4,827
MSEP Average	\$4,194

**MSEP Degree Program Participation (Based on NCES CIP Codes)
2009-10 School Year**

Degree Program	Count of Students
Business, Management, Marketing, and Related Support Services	454
Education	299
Engineering	283
Health Professions and Related Clinical Sciences	275
Visual and Performing Arts	203
Biological and Biomedical Sciences	168
Undecided	155
Liberal Arts and Sciences, General Studies and Humanities	136
Communication, Journalism, and Related Programs	134
Psychology	127
Transportation and Material Moving	109
Engineering Technologies/Technicians	106
Social Science	102

Classification of Institutional Programs (CIP) Codes

- First collected by MHEC in 2007-08
- Provides a taxonomic scheme for tracking, reporting, and assessment of degree programs
- Created by the U.S. Department of Education

During the 2009-10 School Year

- 1,504 (or 45%) of MSEP students were enrolled in programs corresponding to those with the most job openings between 2008-2018.
- 1,826 (or 55%) of MSEP students were not enrolled in programs corresponding to those with the most job openings between 2008-2018.
- These ratios have remained consistent over the past years.

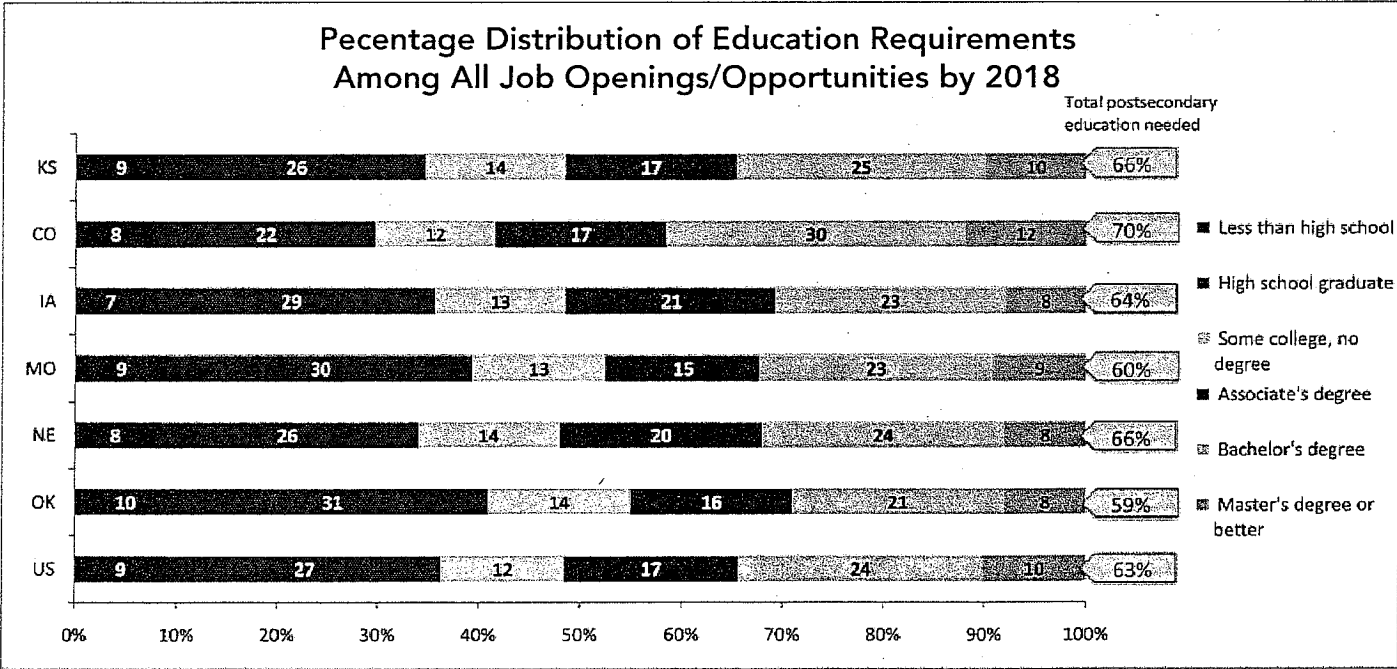
MSEP Program Participation and Workforce Development

CIP Code	Profession (Bureau of Labor Occupation Codes)	Count	Openings
51	Health Professions and Related Clinics	275	40,807
13	Education	299	26,109
52	Business, Management, Marketing, and Related Support Services	454	17,769
11	Computer and Information Sciences and Support Services	60	15,298
44	Public Administration and Social Service Professions	24	11,471
47	Mechanic and Repair Technologies/Technicians	9	8,925
48	Welders, Cutters, Soldered, and Brazers	7	3,563
12	Hairdressers	0	3,396
14	Industrial and Mechanical Engineers	283	1,870
22	Lawyers	5	1,140
31	Parks, Recreation, Leisure, and Fitness Studies	86	470
39	Clergy	2	400
Total	All High Level of Openings Professions	1,504	131,218

- Table above maps the CIP code participation with those professions with the most job openings
- Bureau of Labor Statistics (BLS) occupation codes created by the U.S. Department of Labor
- Openings listed above are top ten with the most job openings from 2008-2018

Workforce Demands

- Technological advancement, global competition, and other labor market forces are driving an increasing demand for postsecondary education and training.
- In the nation as a whole, 63% of all jobs in 2018 will require some level of postsecondary education; the figure is higher in 8 of the 12 MHEC states.
- Among MHEC states, the proportion of all jobs that will require some level of postsecondary education in 2018 ranges from 58% in Indiana to 70% in Minnesota.
- In 9 of the 12 MHEC states, more than half of all jobs in 2018 will require at least an associate's degree.
- Proportionally, associate's degrees will be in greatest demand in North Dakota, bachelor's degrees will be in greatest demand in Minnesota, and graduate degrees will be in greatest demand in Illinois.

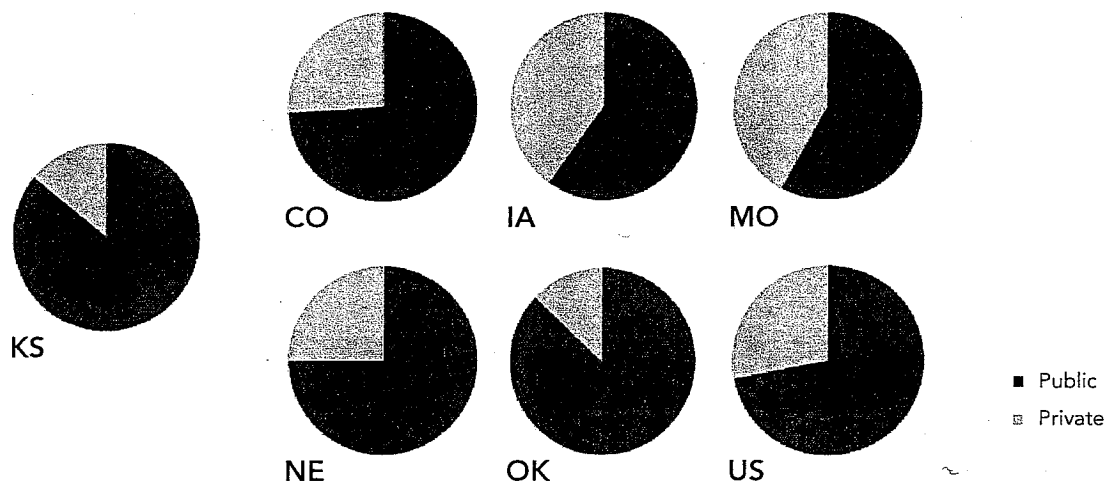


Source: The Georgetown University Center on Education and the Workforce, *Help Wanted: Projection of Jobs and Education Requirements Through 2018*, 2010

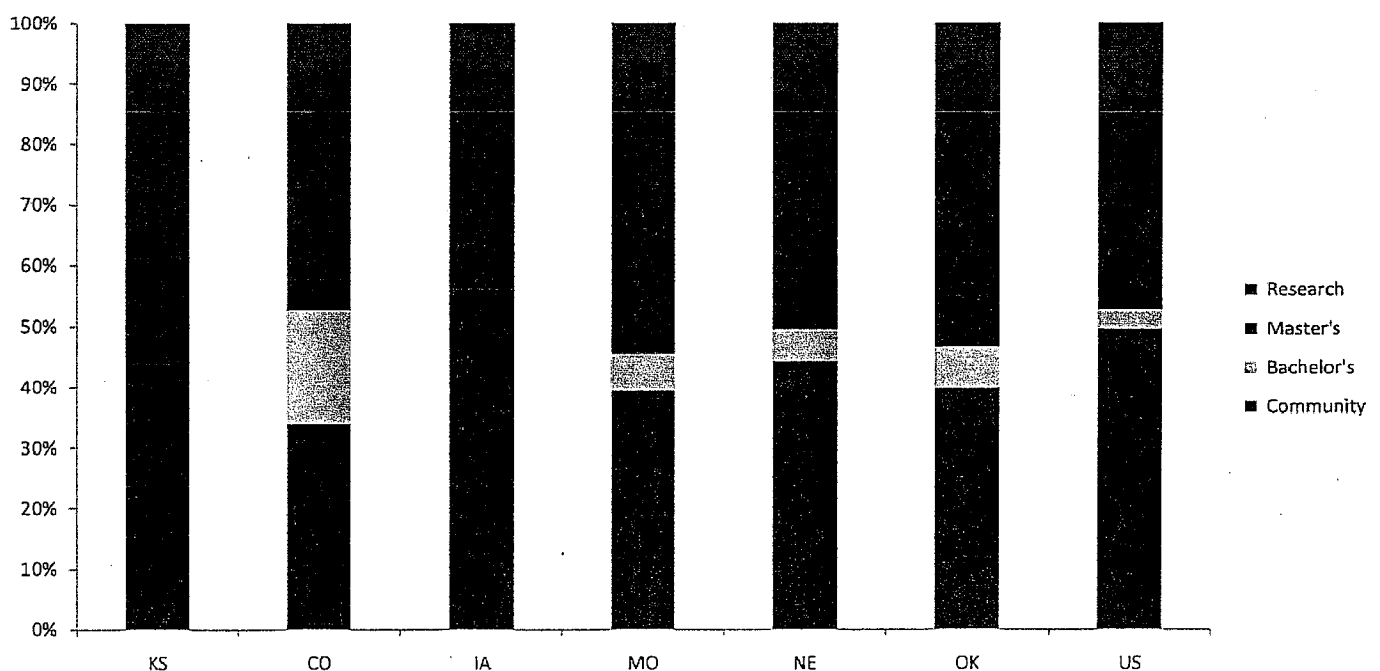
Postsecondary Enrollment

- Nationally, 72% of undergraduate students are enrolled in public institutions; among MHEC states the figure ranges from 58% in Missouri to 86% in Kansas and North Dakota.
- Among public enrollments, the proportion of students in community colleges ranges from 13% in South Dakota and 21% in North Dakota to 56% in Iowa and 63% in Illinois; nationally, the figure is 49%.

Public and Private Enrollment by State

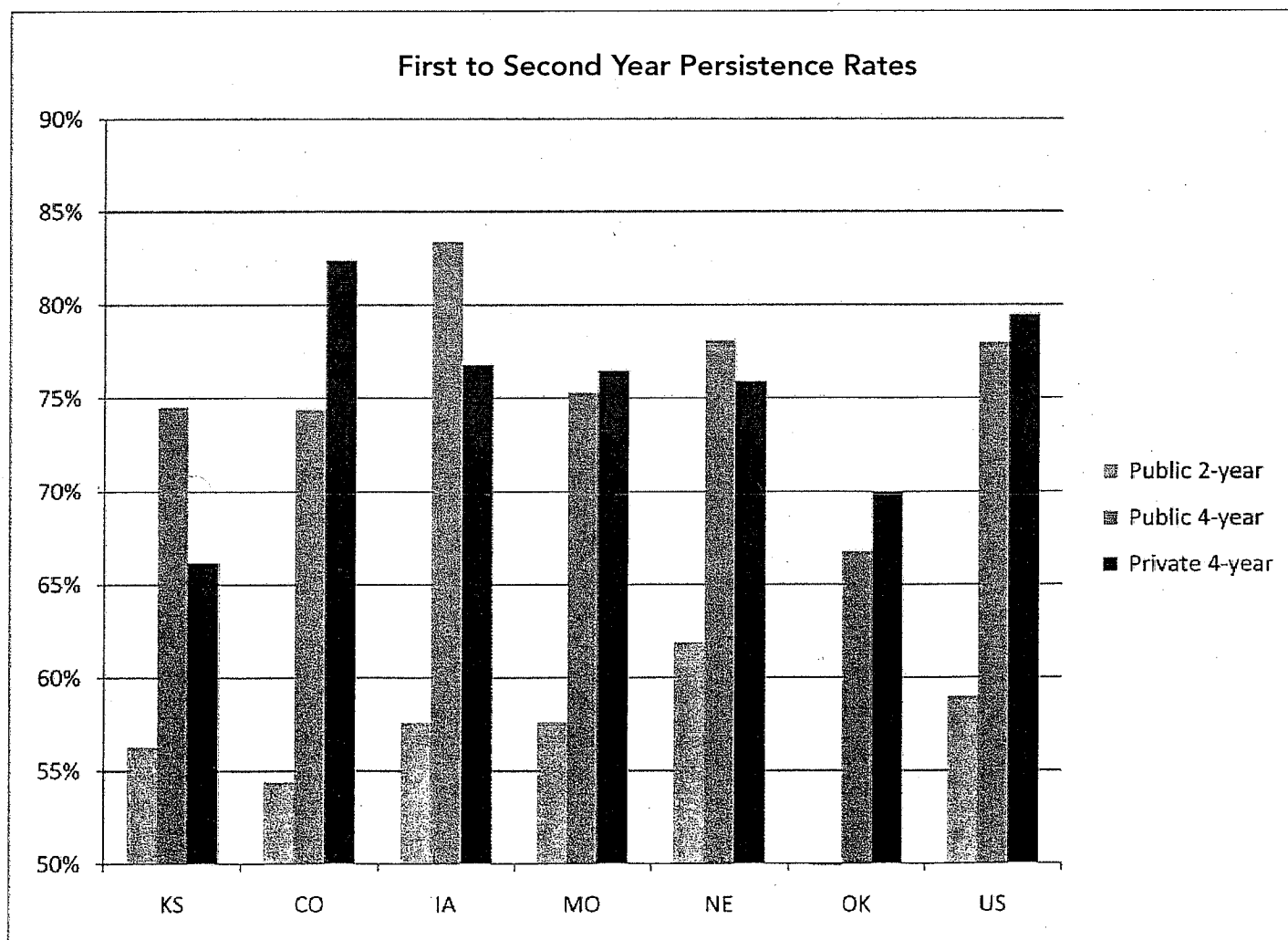


Distribution of Public Enrollment



Retention and Completion

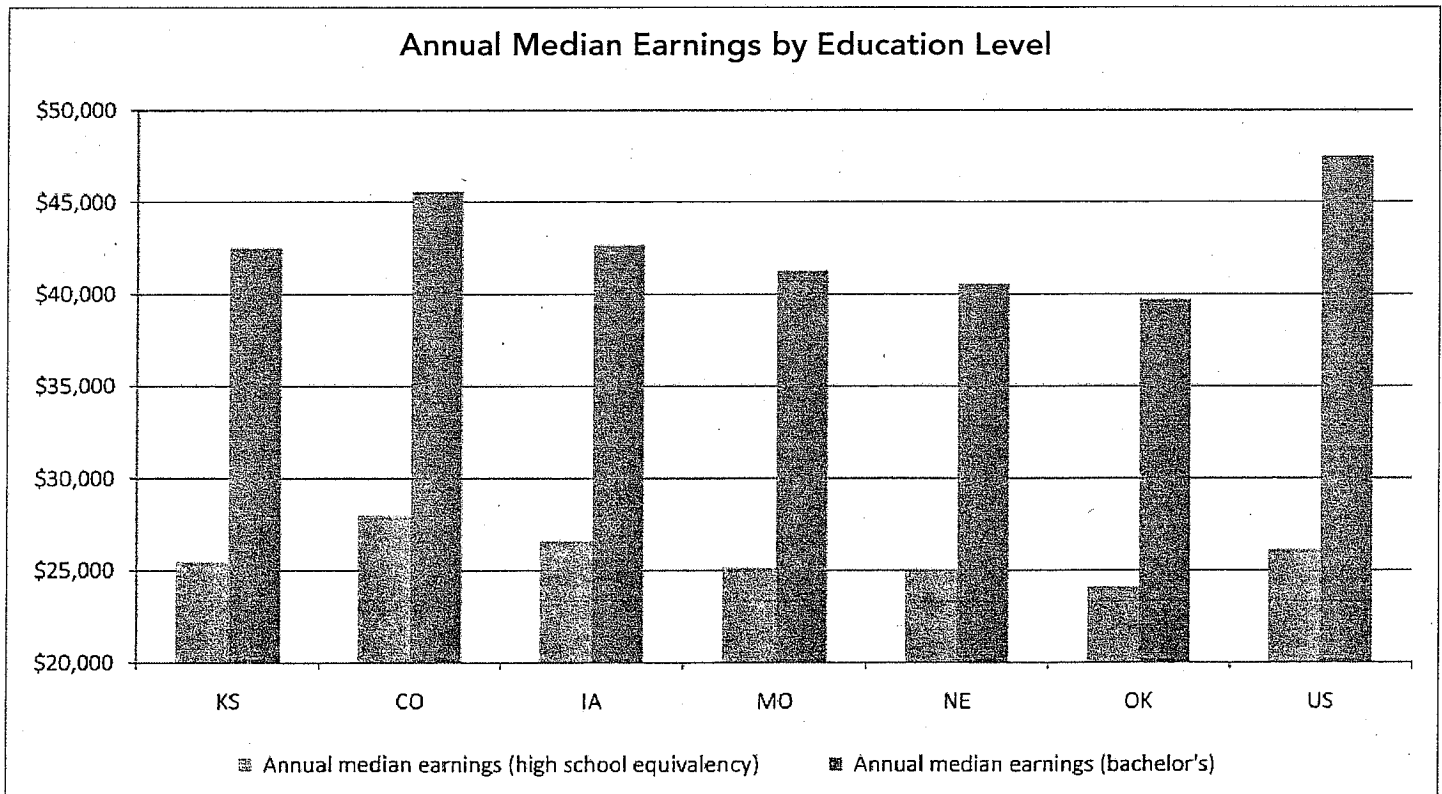
- Nationally, the first to second year persistence rate among students at 2-year public institutions is 59%; only 4 of the 12 MHEC states exceed this figure (Michigan, 59%; Nebraska, 62%; South Dakota, 67%; and North Dakota, 69%).
- The first to second year persistence rate among students at 4-year public institutions across the U.S. is 78%; half of the 12 MHEC states meet or exceed this figure, led by Iowa at 83%.
- Nationally, the first to second year persistence rate among students at 4-year private, not-for-profit institutions is 80%; only 2 of the 12 MHEC states exceed this figure (Indiana, 81%; and Minnesota, 84%).
- Across the U.S., 56.1% of first-time, full-time bachelor's degree-seeking students earn their degrees within six years; 4 of 12 MHEC states exceed this figure, led by Iowa at 63.1%.



Source: College Board, *Completion Agenda*, 2010

Benefits

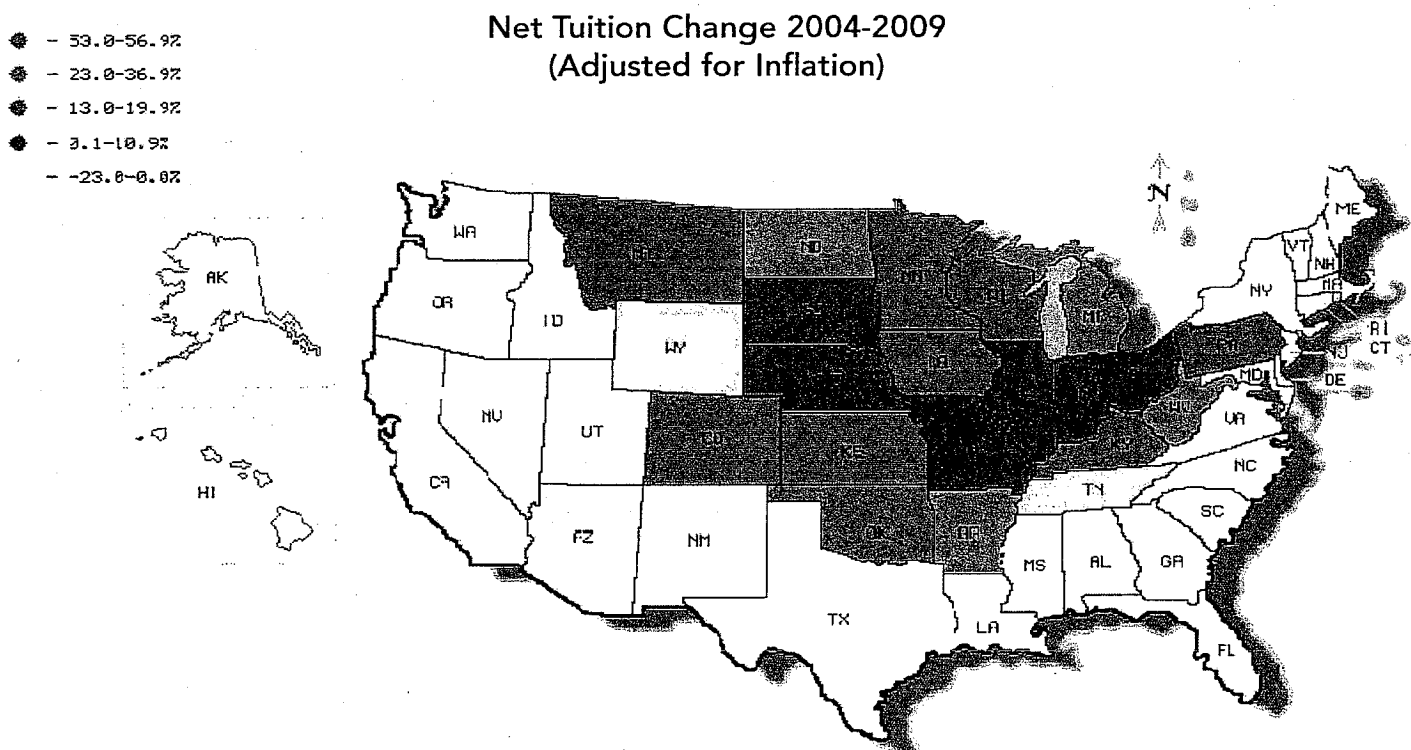
- States benefit from an educated citizenry through increases in labor force participation, personal income, civic involvement, tax revenues, and charitable giving, as well as in other areas.
- Nationally, the median income of citizens with a high school credential is \$26,140, while the median income of citizens with a bachelor's degree is \$47,510, a premium of 81.8%.
- Among MHEC states, the difference in income by education level (bachelor's degree vs. high school credential) is most pronounced in Michigan (94.3%) and least pronounced in North Dakota (50.9%).
- Nationally, citizens with a high school diploma are 3 times more likely to be in poverty, and citizens without a high school diploma are 6.5 times more likely to be in poverty, than are citizens with a bachelor's degree.
- Among MHEC states, median state income tax revenues generated from citizens with bachelor's degrees are nearly double the median generated from citizens with only a high school credential; the differences range from 62.5% in Indiana to 182% in North Dakota.



Source: U.S. Census Bureau, American Community Survey, 2009

Affordability

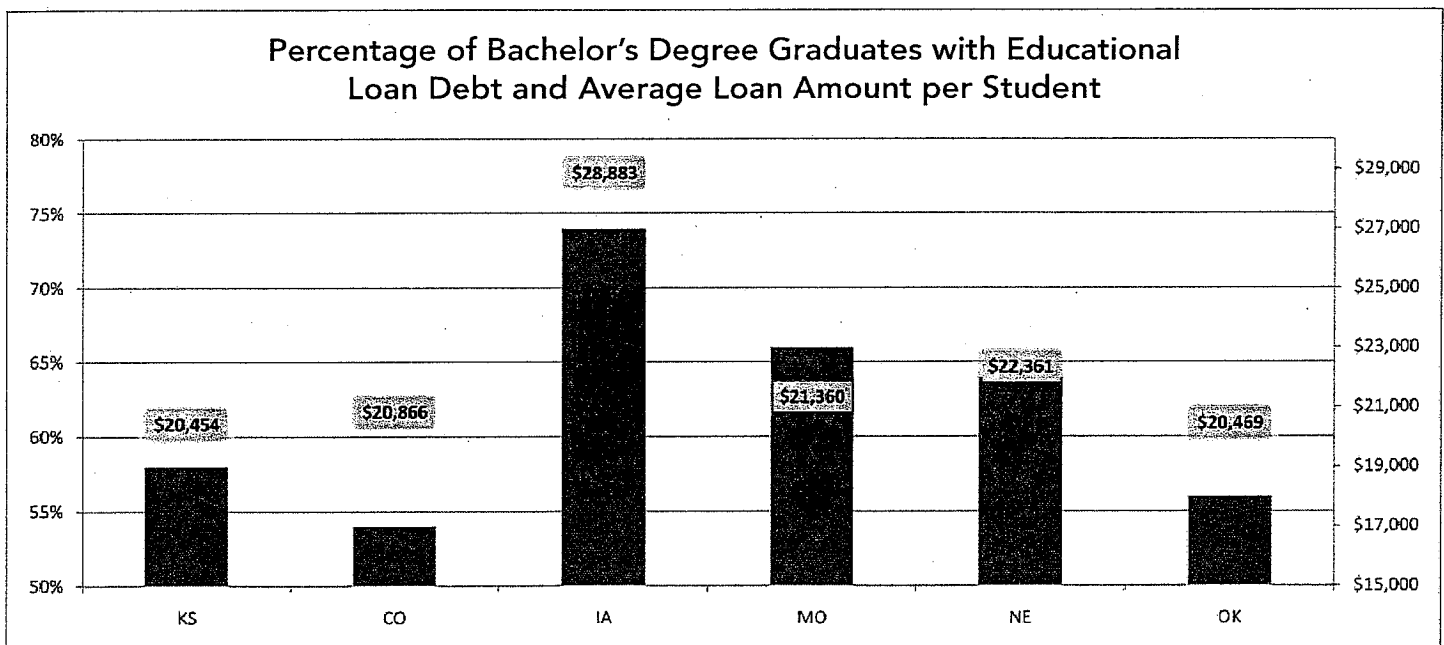
- The proportion of higher education costs borne by students and families has steadily increased over the past 20 years.
- Nationally, inflation adjusted net tuition (sticker price minus grants and scholarships) at all institutions increased 16.6% between 2004 and 2009; MHEC states ranged from a negligible increase in South Dakota to a 36.5% increase in North Dakota.



Source: SHEEO, State Higher Education Finance, FY 2009

Student Borrowing

- The average total student loan indebtedness of 2009 bachelor's degree recipients at public and private not-for-profit institutions nationwide is estimated to have been \$24,000; the estimate for graduates in MHEC states ranged from \$20,454 in Kansas to \$28,883 in Iowa.
- Among MHEC states, the proportion of 2009 bachelor's degree recipients with education debt ranged from 58% in Kansas to 78% in South Dakota; nationwide, approximately 67% of graduates had some student loan debt.

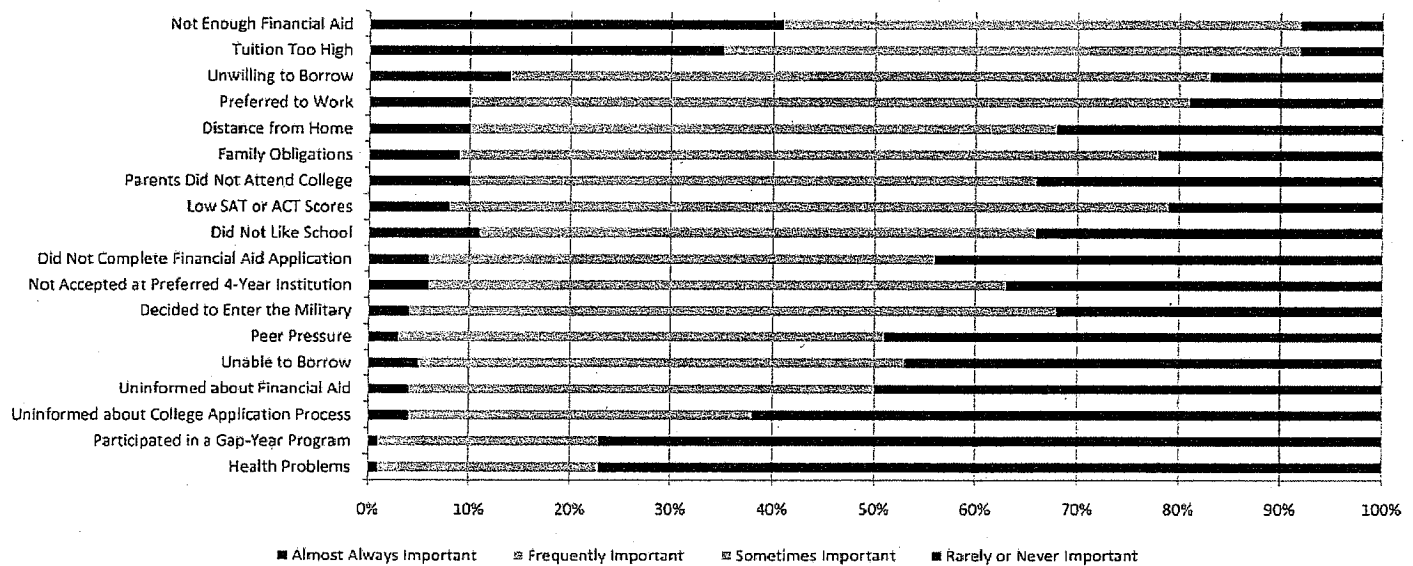


Source: The Project on Student Debt, 2009

Obstacles to Participation

- In a study conducted for the Institute for Higher Education Policy, college qualified students who did not enroll in a four-year institution overwhelmingly identified financial variables as the primary reason for their decision; "not enough financial aid" and "tuition too high" were cited three times as often as the closest non-financial variable in the study.


Reasons College-Qualified Students Did Not Enroll in a Four-Year Institution



Source: Hahn, Ryan and Derek Price. *Promise Lost: College-Qualified Students Who Don't Enroll in College*. Institute for Higher Education Policy: November 2008.

Kansas Policy Facts

- By 2018, 66% of all jobs in KS will require some form of postsecondary education; 52% of all jobs will require at least an associate's degree.
- Presently, 66% of all Kansans ages 25-64 have some postsecondary education, but only 41% of Kansans in this age group have at least an associate's degree.
- In KS, the poverty rate among bachelor's degree holders is 3.5%, compared to 11.3% for individuals with a high school diploma; bachelor's degree workers also generate 72% more state income tax revenue on average than workers with a high school diploma.
- KS ranks near the middle of MHEC states in the percentage of citizens ages 25-64 who have earned a high school credential (91%) and 3rd regionally in the percentage of citizens ages 25-64 who have earned a bachelor's degree (32%).
- 25% of KS citizens ages 25-64 have some college credits but no college degree.
- KS ranks 4th regionally in National Assessment of Educational Progress (NAEP) scores in 8th grade mathematics, with 39% of test takers scoring at the proficient or advanced levels (compared to the national average of 34%); KS has the smallest achievement gap of any MHEC state between all test takers and test takers from low-income families (15 points).
- KS ranks in the middle third regionally in National Assessment of Educational Progress (NAEP) scores in 8th grade reading, with 33% of all test takers scoring at the proficient or advanced levels (compared to the national average of 32%); KS has the third smallest achievement gap between all test takers and test takers from low-income families (14 points).
- 44.5% of KS citizens ages 18-24 are enrolled in some form of postsecondary education, which ranks 4th highest among MHEC states and is nearly three points above the national figure of 41.7%.
- 14% of KS undergraduates are enrolled in private institutions, which along with ND is the lowest proportion among MHEC states.
- Among students enrolled in KS public institutions, 43% are in community colleges, 17% are in master's level institutions, and 38% are in research universities.
- Student retention from the first to second year at KS public two-year colleges (56%) ranks in the bottom third of MHEC states but is only three points off the national average of 59%.
- Similarly, retention rate at KS public four-year institutions (75%) ranks in the bottom third of MHEC states but is only three points off the national average of 78%.
- The retention rate at KS four-year private colleges (66%) ranks second lowest among MHEC states and is 14 points lower than the national average of 80%.
- The six-year bachelor's degree completion rate for KS, which includes both public and private institutions, ranks 3rd lowest among MHEC states at 52.6%; Iowa leads the region on this measure at 63.1%.
- The share of public higher education operating revenues borne by KS families increased from 30.2% in 1999 to 42.2% in 2009.
- KS ranks 2nd lowest regionally in the student share of expenditures at public master's institutions, and 5th lowest regionally in the student share of expenditures at public research universities.
- KS ranks 3rd highest regionally in total fiscal support for higher education per capita, and near the middle of MHEC states in state and local support for public higher education operating expenses per FTE; the KS figure of \$5,591 on the latter measure is 19% below the national average of \$6,928.
- Between 1994 and 2009, KS experienced an 8% drop in inflation-adjusted appropriations for higher education and a 61% increase in net tuition per FTE at public institutions.
- KS awarded \$19M in student grant aid in 2008-09, nearly all of which was awarded on the sole basis of need.
- KS had the lowest proportion of 2009 bachelor degree recipients with debt (58%) of any MHEC state, and also had the lowest average total debt among 2009 bachelor degree recipients (\$20,454) of any MHEC state.



Hardware

K-12 (Continued)

Unified School District 408 - Marion-Florence
 Unified School District 412 - Hoxie
 Unified School District 443 - Dodge City
 Unified School District 450 - Shawnee Heights
 Unified School District 453 - Leavenworth
 Unified School District 456
 Unified School District 464 - Tonganoxie
 Unified School District 469 - Lansing
 Unified School District 480 - Liberal
 Unified School District 489 - Hays
 Valley Center Public Schools
 Ware Elementary School
 Washington Elementary School
 Westminster Christian High School
 Westwood Elementary
 Wichita Collegiate School
 Morris Hill Elementary School

Government/Other

8th Judicial District Court
 Big Bend Ground Water
 Butler County Community Corrections
 Chase County Community Corrections
 City of Chanute
 City of Columbus
 City of Dodge City
 City of Iola
 City of Kansas City
 City of Lenexa
 City of Olathe
 City of Overland Park
 City of Topeka
 City of Valley Center
 City of Wellington
 City of Wichita
 Coffeyville Public Library
 Educational Services and Staff Development Association of Central Kansas
 El Dorado Correctional Facility
 Ellis County
 Franklin County
 Geary County Unified

Grant County Appraiser's Office
 Hamilton County Sheriff's Office
 Harvey County
 Hutchinson Correctional Facility
 Johnson County Library
 Kansas Association of Professional Insurance Agents
 Kansas Corporation Commission
 Kansas Correctional Industries
 Kansas Department Health and Environment
 Kansas Department of Corrections
 Kansas Department of Revenue
 Kansas Department of Social and Rehabilitation Services
 Kansas Department of Transportation
 Kansas Highway Patrol
 Kansas Insurance Department
 Kansas Judicial Branch
 Kansas State Board of Education
 Kansas State Board of Nursing
 Kansas State High School Activities Association
 Kansas State Lottery
 Kansas State Treasurer
 Kansas Wildlife and Parks Department
 Kingman Carnegie Library
 Larned Correctional Mental Health Facility
 League of Kansas Municipalities
 Leavenworth County
 Linn County District Library
 McConnell Maintenance Center
 Mitchell County
 Mitchell County Partnership
 Montgomery County
 Montgomery County Public Works
 Northeast Kansas Community Action Program, Inc.
 Ottawa County Emergency Management
 Rural Water District 7
 Saline County
 Saline County District Court
 Sedgwick County
 Sedgwick County Health Department
 Sedgwick Sheriff's Department
 Smoky Hill Education Service Center
 South Central Kansas Library System

Southeast Kansas Education Services Center
 State of Kansas
 State of Kansas Department of Administration
 Stevens City Highway Department
 Topeka Public Schools Hummer Sports Complex
 Wichita Transit

Software

Higher Education

Kansas State University
 University of Kansas - Lawrence
 University of Kansas
 University of Kansas Medical Center



Hardware

Higher Education

Allen County Community College	Seward County Community College/ Area Technical School	Topeka Public Schools Human Resources
Baker University	University of Kansas	Unified School District - Goddard
Barclay College	University of Kansas - Center for Remote Sensing of Ice Sheets	Unified School District - Shawnee Mission
Barton County Community College	University of Kansas - Graduate Studies	Unified School District - Victoria
Benedictine College	University of Kansas - Information and Telecommunication Technology Center	Unified School District 204
Bethel College	University of Kansas - Research Center	Unified School District 207 - Fort Leavenworth
Central Christian College of Kansas	University of Kansas Continuing Education	Unified School District 231
Cleveland Chiropractic College - Kansas City	University of Kansas Medical Center	Unified School District 232
Coffeyville Community College	University of St. Mary	Unified School District 235 - Emporia
Emporia State University	Washburn University	Unified School District 246 - Northeast
Flint Hills Technical College	Wichita State University	Unified School District 259 - Wichita
Fort Hays State University	Wichita State University - Admissions	Unified School District 266 - Maize
Friends University	Wichita State University - Office of the Vice President and General Council	Unified School District 418 - McPherson
Garden City Community College	Wichita State University Central Services	Unified School District 267 - Renwick
Hesston College	Wichita Technical Institute	Unified School District 298 - Lincoln
Highland Community College	Haskell Indian Nations University - Human Resources Liaison	Unified School District 305
Highland Community College - Technical Center	University of Kansas - Kansas Biological Survey	Unified School District 305 - Salina
Independence Community College		Unified School District 313 - Buhler
Johnson County Community College		Unified School District 323 - Rock Creek
Kansas State University		Unified School District 343 - Perry
Kansas State University - Advanced Manufacturing Institute		Unified School District 362 - Prairie View
Kansas State University - Athletic Department		Unified School District 373 - Newton
Kansas State University - College of Education	K-12	Unified School District 375 - Circle
Kansas State University - Computing and Technology Support	Berean Academy	Unified School District 383 - Manhat- tan-Ogden
Kansas State University - Housing and Dining Services	Blessed Sacrament School	Unified School District 385 - Andover
Kansas State University - Institutional Advancement	Blue Valley School District	Unified School District 387 - Altoona- Midway
Kansas State University - Johnson Cancer Center	Cedar Vale School District	
Kansas State University - New Student Services	Felten Middle School	
Kansas State University - Research and Extension	Flint Hills Christian School	
Kansas State University - Parking Services	Hays High School	
Kansas Wesleyan University	Holcomb Consolidated Schools	
Labette Community College	Holy Trinity School	
Midamerica Nazarene University	Independent School	
Neosho County Community College	Kansas State School for the Blind	
Ottawa University	Lawrence Public Schools	
Pittsburg State University	Lincoln Elementary	
	Marion High School	
	Milford Elementary	
	Olathe District Schools	
	Ross Elementary	
	Shawnee Mission Northwest High School	
	Topeka High School	
	Topeka Public Schools	



Midwestern Higher Education Compact

1300 South Second Street, Suite 130
Minneapolis, MN 55454-1079
Phone: 612-626-8288 Fax: 612-626-8290
E-mail: mhec@mhec.org
Web: www.mhec.org