

Approved: February 8, 2008
Date

MINUTES OF THE HOUSE EDUCATION COMMITTEE

The meeting was called to order by Chairman Clay Aurand at 9:00 A.M. on January 16, 2008 in Room 313-S of the Capitol.

All members were present except:

Steve Huebert - excused

Ted Powers- excused

Committee staff present:

Theresa Kiernan, Revisor of Statutes

Dianne Rosell, Revisor of Statutes

Dale Dennis, Kansas State Department of Education

Audrey Dunkel, Kansas Legislative Research Department

Martha Dorsey, Kansas Legislative Research Department

Sharon Wenger, Kansas Legislative Research Department

Janet Henning, Committee Assistant

Larry Isaak, President, Midwestern Higher Education Compact (MHEC), gave an overview of MHEC to Committee members. He also advised the MHEC is uniquely governed by a 55-member commission of legislators, governor's representatives, and higher education leaders. He advised the purpose of the MHEC is to provide greater higher education opportunities and services in the Midwestern region, with the aim of furthering regional access to, research in and choice of higher education for the citizens residing in the several states which are parties to this Compact. (Attachment 1 - 7) (On file, Midwestern Higher Education Compact)

A question and answer session followed the presentation.

Sharon Wenger, Research Analyst, Kansas Legislative Research Department, summarized the bills assigned to the Education Committee during the 2007 legislative session. Mrs. Wenger also reported to the Committee of the recommendations of the Legislative Education Planning Commission (LEPC) and the 2010 Commission. (Attachment 8) (On file, Kansas Legislative Research Department)

A question and answer session followed the presentation.

The meeting was adjourned 10:45 a.m. The next meeting is scheduled for Thursday, January 17, 2008.

MHEC in Kansas
January 16, 2008



**MIDWESTERN HIGHER
EDUCATION COMPACT**

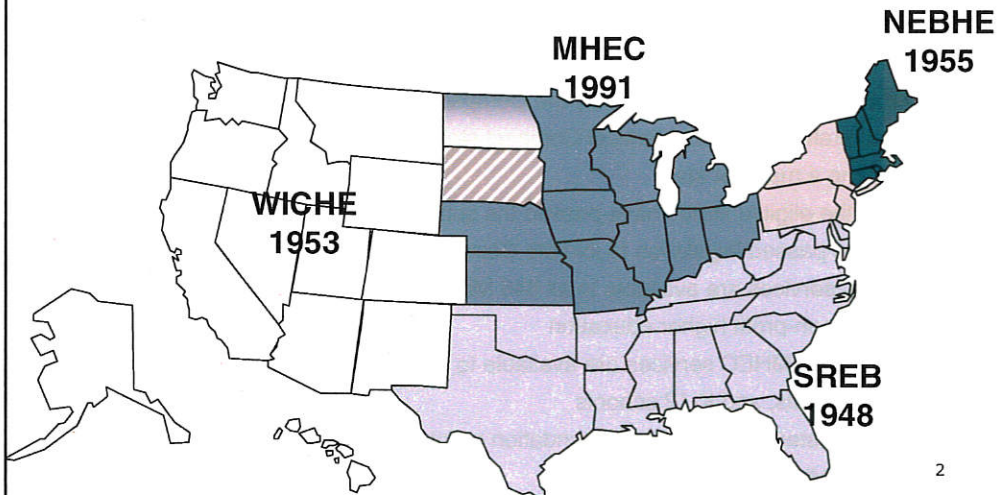
Cost Savings ♦ Student Access ♦ Policy Research



MHEC in Kansas



Interstate Compacts

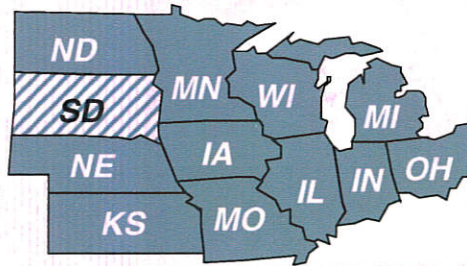




MHEC in Kansas

The Midwest

- 21.9% of the nation's population (Census Bureau, 2006)
- 21.3% of the nation's two-year college enrollments (IPEDS, 2005)
- 24.7% of the nation's four-year college enrollments (IPEDS, 2005)
- 23.3% of the nation's Associates degrees awarded (IPEDS, 2004-05)
- 24.8% of the nation's Bachelors degrees awarded (IPEDS, 2004-05)



3



MHEC in Kansas

MHEC Membership

- Created by CSG's Midwest Legislative Conference in the early 1990's
 - MHEC reports annually at CSG-Midwest annual meeting
- MHEC region is similar to Council of State Governments-Midwest
- 12 eligible states are defined by the Compact statutes
- Each state must pass identical Compact statutory language to become a member state
- 11 of the eligible states have passed the statute to join the compact
- Kansas passed legislation to join the Compact in 1990
- MHEC services are available to all 846 Midwest institutions of public and private non-profit higher education
- Several of MHEC services are available to all state and local governments, and K-12 schools
- Member state commitments, foundation grants, and program income finance MHEC activities

4



MHEC in Kansas



The Commission

- MHEC is uniquely governed by a 55-member commission of legislators, governor's representatives, and higher education leaders.
- Two Commissioners are appointed by each state's Legislature and generally three are appointed by each state's governor, one of which must be from higher education.
- The MHEC Commission Chair rotates annually between a legislator and non-legislator.
- The Commission meets annually.
- The Commission's Executive Committee meets semi-annually.
- Meeting locations rotate among member states.
- Commissioner travel to meetings is paid by MHEC.



MHEC in Kansas



MHEC Leadership



Chair
 Senator Charlie Shields
 Missouri State Senate



Immediate Past Chair
 William Napier
 Cleveland State University (OH)



Vice Chair
 Bill Goetz, Chancellor,
 North Dakota University System



Past Chair-2006
 Senator Teresa Lubbers (IN)
 Indiana Senate



Treasurer
 Robert Downer, Regent
 Board of Regents, State of Iowa

1-3



MHEC in Kansas

Commissioners Serving Your State

Barbara W. Ballard, State Representative

Lana Oleen, Governor's Designee

Reginald L. Robinson, President and CEO - Kansas Board of Regents**


Jean Schodorf, State Senator**

Donna Shank, Member - Kansas Board of Regents

Clay Aurand, State Representative (Alternate)

Marci Francisco, State Senator (Alternate)

** Executive Committee Members



MHEC in Kansas

MHEC Finances

- The compact's financial position is strong
- Total FY08 annual budget of \$1.88 million
- FY08 Revenues:
 - State membership commitment \$990,000 (53%)
 - Cost saving program revenue \$649,000 (34%)
 - Grants and miscellaneous \$249,000 (13%)
- The annual state commitment will be \$95,000 from July 1, 2008, through June 30, 2011:
 - The state commitment will be frozen for three years
 - The state commitment is changed only if deemed necessary by the commission, not automatically every year

1-4



MHEC in Kansas

MHEC's Mission

Advancing Midwestern higher education through interstate cooperation and resource sharing

CORE FUNCTIONS:

- Cost Savings
- Student Access
- Policy Research

All core functions are led by advisory committees of commissioners and/or experts from campuses in participating states. About 150 persons from across the region participate in these committees.

9



MHEC in Kansas

Cost Savings Programs

Technology

- Hardware (Dell, HP, Lenovo, Gateway, MPC, Xerox)
- Software (Oracle, Trend Micro, Novell)
- Telecommunications (telephone, network, internet, video, etc.)


Property Insurance

Insures over 100 campuses nationwide with property values of \$57.8 billion.
Insures one Kansas community college campus with property values of \$273M.

Other

10


1-5



MHEC in Kansas

Cost Savings Programs

- Saved \$31.9 million in FY07
- Saved \$226.5 million since 1991
- MHEC statutes allow entities to use the MHEC contracts
- Programs available to:
 - Public and private non-profit higher education institutions including tribal colleges and technical colleges
 - State government
 - Local governments:
 - School districts, counties, cities



MHEC in Kansas

Cost Savings Programs

State	Higher Education	K-12	Government/Other	Total Savings
IA	\$89,039	\$264,501	\$20,399	\$373,939
IL	\$3,831,090	\$2,946,357	\$1,408,934	\$8,186,381
IN	\$1,999,152	\$285,755	\$444,680	\$2,729,587
KS	\$422,420	\$159,940	\$30,041	\$612,401
MI	\$3,767,165	\$2,035,412	\$2,918,379	\$8,720,956
MN	\$1,456,711	\$183,541	\$62,869	\$1,703,121
MO	\$3,041,845	\$426,638	\$68,654	\$3,537,137
ND	\$64,536	\$3,553	\$3,213	\$71,302
NE	\$1,024,362	\$48,914	\$40,848	\$1,114,124
OH	\$633,138	\$397,121	\$2,041,214	\$3,071,473
WI	\$663,358	\$436,880	\$301,387	\$1,401,625
Totals	\$16,992,817	\$7,188,612.00	\$7,340,618.00	\$31,522,047

1-6




MHEC in Kansas

MHEC Program Savings for 12 Months

6-1

State	What States Pay 2006-2007	What States Save		Where States and Citizens Save					
				Cost Savings Programs					Student Access
	Member State Annual State Commitment to MHEC	Total Annual Savings	Net Annual Savings	Computing Hardware Program ¹	Computing Software Program ²	Master Property Insurance Program ³	Office Products Program	Telecom & Technology Alliance Program ⁴	Midwest Student Exchange Program
Illinois	90,000	8,266,839	8,176,839	5,340,772	374,998	1,895,417	80,458	575,193	NP ⁵
Indiana	90,000	2,802,765	2,712,765	2,180,409	182,085	NP ⁶	73,177	387,093	NP ⁷
Iowa	90,000	421,786	331,786	275,736	40,026	NP ⁸	47,847	58,177	NP ⁹
Kansas	90,000	3,545,528	3,455,528	286,756	131,163	58,440	26,104	136,042	2,907,023
Michigan	90,000	10,520,252	10,430,252	3,988,609	302,295	2,022,869	0	2,407,182	1,799,297
Minnesota	90,000	2,357,107	2,267,107	359,121	126,641	1,185,164	12,896	32,195	641,091
Missouri	90,000	5,464,554	5,374,554	940,190	201,004	2,194,209	34,343	201,734	1,893,073
Nebraska	90,000	4,344,658	4,254,658	145,130	34,895	838,224	53	95,676	3,230,481
North Dakota	90,000	250,621	160,621	43,450	27,853	NP ¹⁰	197	0	179,121
Ohio	90,000	3,193,569	3,103,569	1,840,095	267,939	NP ¹¹	122,097	963,439	NP ¹²
Wisconsin	90,000	2,535,959	2,445,959	1,176,165	25,644	NP ¹³	860	199,817	1,133,474
Program Totals	\$990,000	\$43,703,639	\$42,713,639	\$16,576,433	\$1,714,544	\$8,194,322	\$398,032	\$5,036,749	\$11,783,560


6-1



MHEC in Kansas

Cumulative Savings through June 2007

Member States	Cost Savings Programs						Student Access	Savings		
	Computing Hardware Program ¹	Computing Software Program ¹	Master Property Program (Insurance) ¹	Office Products Program ¹	Telecom & Technology Alliance Program ¹	Other Initiatives ¹	Midwest Student Exchange Program (Reduced Tuition) ¹	Cumulative STATE GROSS SAVINGS	Cumulative State Commitment Paid through 11/01/2007	Cumulative STATE NET SAVINGS
Illinois <small>IL August 20, 1991</small>	17,489,130	2,015,627	8,528,999	237,304	9,379,667	6,055,215	NA	43,705,943	1,014,659	42,691,284
Indiana <small>IN March 14, 1996</small>	10,227,882	836,933	NA	194,899	4,850,364	273,308	NA	16,423,387	841,500	15,581,887
Iowa¹ <small>IA June 8, 2005</small>	371,855	67,165	NA	139,661	91,710	NA	NA	670,391	180,000	490,391
Kansas <small>KS April 25, 1990</small>	555,630	389,444	289,940	34,905	2,699,093	291,264	29,913,315	34,173,592	1,015,500	33,158,092
Michigan <small>MI April 24, 1990</small>	11,009,907	1,293,535	7,595,646	26,701	40,738,997	2,457,168	10,417,068	73,529,022	1,015,500	72,513,522
Minnesota <small>MN April 26, 1990</small>	1,194,427	596,142	7,504,819	48,608	7,063,901	3,743,565	3,997,049	24,168,510	1,015,500	23,153,010
Missouri <small>MO May 9, 1990</small>	4,058,718	589,006	9,915,624	76,494	4,008,973	1,399,463	12,693,099	32,740,378	1,015,500	31,724,878
Nebraska <small>NE June 5, 1991</small>	964,217	157,497	4,896,214	248	2,012,539	115,132	23,482,767	31,628,613	1,015,500	30,613,113
North Dakota <small>ND April 22, 1999</small>	113,700	137,632	NA	696	971,326	28,800	585,337	1,837,491	667,500	1,169,991
Ohio <small>OH January 9, 1991</small>	5,866,424	1,387,077	45,000	398,405	28,648,349	3,151,531	NA	39,516,785	1,015,500	38,501,285
Wisconsin <small>WI April 18, 1994</small>	2,365,675	89,826	NA	3,719	6,122,857	620,887	1,133,474	10,336,437	875,000	9,461,437
TOTAL	\$54,237,565	\$7,548,885	\$38,776,240	\$1,161,640	\$106,647,777	\$18,136,333	\$82,222,109	\$308,730,548	\$9,671,659	\$299,058,889



MHEC in Kansas



KANSAS SAVINGS:	<i>06-07 Savings</i>	<i>Cumulative</i>
Cost Savings Programs		
Hardware Program	\$286,756	\$555,630
Software Program	\$131,163	\$389,444
Property Insurance Program	\$58,440	\$289,940
Office Products Program	\$26,104	\$34,905
Telecom & Technology	\$136,042	\$2,699,093
Other Initiatives	N/A	\$291,264
Sub-Total	\$638,505	\$4,260,276
Student Access		
Midwest Student Exchange Program	\$2,907,023	\$29,913,315
Total Savings	\$3,545,528	\$34,173,591
Member State Obligations	\$90,000	\$1,015,500
Net Savings	\$3,455,528	\$33,158,091

15




MHEC in Kansas



Student Access

- Midwest Student Exchange Program
- Student Access Advisory Committee

16




MHEC in Kansas



Midwest Student Exchange Program

- Provides reduced tuition for students from KS, MI, MN, MO, NE, ND & WI
- State approval required for institutions to participate
- Institutions' participation voluntary
- 140+ campuses open their doors to MSEP students
- Since 1994, 22,913 students have participated and those students & families have saved \$82.2 million
- Information sent to 22,000 high school counselors



MHEC in Kansas



Midwest Student Exchange Program

MSEP 2006-07 School Year Campus Participation	
State	Total MSEP Enrollment for all Institutions
Kansas	254
Michigan	54
Minnesota	439
Missouri	1,022
Nebraska	188
North Dakota	373
Wisconsin	101
Total	2,431

1-10



MHEC in Kansas

*Program Enrollment at Kansas Institutions by Students Home State of Residence, 2006-07 School Year**

Kansas Institutions	MI	MN	MO	NE	ND	WI	Total Enrollment
Fort Hays State University					1		1
Kansas State University		14	28	82	4	2	130
Pittsburg State University			16	2	1		19
University of Kansas, Lawrence	1	7	29	34		1	72
Wichita State University		4	13	15			32
Kansas Institution Totals	1	25	86	133	6	3	254

*Enrollment between North Dakota and Minnesota is not calculated because of the existing reciprocity agreement between the states.



MHEC in Kansas

E-Transcript Initiative

- The MHEC ETI is a comprehensive intraregional electronic transcript initiative available to all secondary and postsecondary schools, both public and private.
- **Docufide** was selected in 2006 as the providing vendor through a full RFP process.
 - Three states already using the contract:
 - o Indiana, Minnesota, Nebraska
 - Core Services
 - o HS transcripts from member high schools to member colleges
 - o HS transcripts between member high schools
 - o College transcripts between member colleges




MHEC in Kansas

Policy Research

- Policy Briefs and Special Reports
 - Financial Aid, Faculty Salaries, Tuition & Fees, Online Learning, Legislative Updates
- The Midwestern Education to Workforce Policy Initiative
 - Three-year Lumina Foundation grant ending 1/31/08
 - Roundtables held in 13 project states (MHEC + KY/SD)
- Annual Policy Summits
 - 2005: Taking Action to Meet New Realities (E2W kick-off event)
 - 2006: The Spellings Commission Report: A Catalyst for Action
 - 2007: Economic Growth and the Seamless Development of Talent (E2W capstone event)
 - 2008: Where are we Now? 25 years after *A Nation at Risk* and *Involvement in Learning* (tentative)

21




MHEC in Kansas

Policy Research

- Roundtables & Forums
 - Annual Midwest SHEEO Workshop
 - Data Quality Campaign Regional Meeting (early 2008)
 - “Difficult Dialogues” (Making Opportunity Affordable partner initiative)
- Special report on Midwest energy costs (2006-07)
- Annual report about on-line learning in the Midwest
- Regular updates on legislation or governing board policies being considered in the Midwest
- Track over 40 policy indicators for each state
- Best Practices Series
- Available for special presentations and facilitation to states
- Respond to special requests for information


22



MHEC in Kansas



Policy Resources



The Midwest PERL <http://perl.mhec.org>
(Postsecondary Education Resource Library)

- Two user-friendly and complementary online databases
- State-level data searchable by state
- Policy resources database searchable by issue, sector & institutional type

23




MHEC in Kansas



State Visits

- Annual state visits
 - Presentation of special state report to legislative committees, governor/staff, governing and coordinating boards
- Available to legislative committees, governors, higher education boards, institutions and others for special reports on higher education issues including facilitation and presentations

24



MHEC in Kansas


Demographic Indicators – MHEC States and the National Average

	Projected change in total population 2005-2030 ¹	Projected change in under-18 age group 2005-2030 ¹	Projected change in 18-64 age group 2005-2030 ¹	Projected change in over-64 age group 2005-2030 ¹	Population 25 years and over with <i>less than</i> a high school diploma or equivalent (2006) ²	Population 25 years and over with a bachelor's degree or higher (2006) ²	Residents enrolling in college for the first time who do so in other states (2004) ²	Net migration of all first-time degree-seeking undergraduate students (2004) ³
IA	-0.6%	-8.0%	-10.4%	52.2%	11.1%	24.0%	11%	18.2%
IL	5.8%	1.0%	-2.4%	58.6%	15.0%	28.9%	20%	-9.2%
IN	9.0%	6.6%	-0.3%	60.8%	14.8%	21.7%	12%	10.6%
KS	6.9%	1.0%	-3.1%	65.6%	11.5%	28.6%	14%	7.1%
MI	4.8%	-4.8%	-3.5%	67.0%	12.8%	27.4%	10%	-0.4%
MN	21.9%	17.9%	9.9%	93.4%	9.3%	30.4%	20%	-3.0%
MO	11.5%	5.6%	1.5%	69.1%	15.2%	24.3%	16%	4.0%
ND	-4.5%	-14.1%	-17.0%	62.7%	11.9%	25.6%	29%	18.4%
NE	4.3%	2.5%	-7.3%	61.1%	10.5%	26.9%	17%	0.5%
OH	0.6%	-6.3%	-8.2%	54.9%	13.8%	26.6%	14%	-1.0%
WI	10.7%	2.3%	-0.7%	82.0%	11.6%	25.1%	17%	-1.9%
US	23.0%	16.4%	11.5%	94.7%	15.9%	27.0%	17%	3.5%

¹ National Center for Higher Education Management Systems. Data from the U.S. Census Bureau.

² U.S. Census Bureau, 2006 American Community Survey.

³ U.S. Department of Education, National Center for Education Statistics, Integrated Postsecondary Education Data System (IPEDS), Spring 2006.



1-15

MHEC in Kansas

Financial Indicators – MHEC States and the National Average

	Effective tax rate, 2004 ¹	Effective tax rate, 1994 ¹	Tax revenue per capita (2004) ¹	Tax revenue per capita for each 1% of effective taxation ²	Percent increase in tax revenue, 1994 to 2004 (adjusted for inflation) ¹	Average income of poorest 20% of the population (2004) ³	Children in poverty (2006) ⁴	State New Economy Index rank 2007 ⁵	State New Economy Index rank 2002 ⁵
IA	7.3%	8.4%	\$3,070	\$421	11.0%	\$13,500	14%	38	40
IL	7.6%	7.7%	\$3,383	\$445	19.5%	\$12,500	17%	16	19
IN	7.3%	7.7%	\$2,997	\$411	17.8%	\$13,374	18%	31	32
KS	8.2%	8.2%	\$3,380	\$412	23.0%	\$12,848	16%	34	30
MI	8.4%	9.0%	\$3,229	\$384	7.4%	\$12,156	18%	19	22
MN	7.9%	9.2%	\$3,627	\$459	15.6%	\$16,728	12%	11	14
MO	7.1%	6.7%	\$2,833	\$399	27.4%	\$12,799	19%	35	28
ND	7.6%	8.4%	\$2,984	\$393	24.6%	\$12,111	13%	37	47
NE	8.4%	8.1%	\$3,570	\$425	31.8%	\$13,409	14%	28	36
OH	8.4%	7.9%	\$3,385	\$403	28.5%	\$12,319	19%	29	27
WI	8.8%	9.7%	\$3,607	\$410	14.0%	\$14,000	15%	30	37
US	7.8%	8.2%	\$3,434	\$440	19.2%	\$12,168	18%	n/a	n/a

¹ State Higher Education Executive Officers, State Higher Education Finance, FY 2006. Tax revenue per capita includes revenue generated through taxation by both state and local governments. The Effective Tax Rate is equal to a state's actual tax revenue divided by its total taxable resources.

² Calculated by MHEC using data from the State Higher Education Executive Officers.

³ National Center for Public Policy and Higher Education. Data from U.S. Census Bureau.

⁴ Annie E. Casey Foundation.

⁵ Ewing Marion Kauffman Foundation, *2007 State New Economy Index*.

1-15



MHEC in Kansas

21-1

Postsecondary Preparation – MHEC States and the National Average


	18-24 year-olds with a high school credential (2002-04)	9th to 12th graders taking at least one upper-level math course (2003-04)	9th to 12th graders taking at least one upper-level science course (2003-04)	8th graders scoring at or above "proficient" on the National Assessment of Educational Progress (NAEP) ¹				7th to 12th graders in <i>academic core courses</i> taught by teachers with a major in their field ² (1999-2000)
				Mathematics (2007)	Reading (2007)	Science (2005)	Writing (2002)	
IA	90%	57%	43%	35%	36%	n/a	27%	80%
IL	87%	n/a	n/a	31%	30%	27%	n/a	70%
IN	89%	47%	30%	35%	31%	29%	26%	79%
KS	88%	n/a	n/a	40%	35%	n/a	32%	70%
MI	90%	35%	23%	29%	28%	35%	24%	66%
MN	92%	46%	29%	43%	37%	39%	25%	92%
MO	88%	54%	35%	30%	31%	33%	27%	66%
ND	95%	53%	34%	41%	32%	43%	24%	73%
NE	90%	61%	37%	35%	35%	36%	32%	80%
OH	86%	60%	28%	35%	36%	35%	38%	61%
WI	91%	61%	38%	37%	33%	39%	n/a	81%
Top States³	94%	64%	40%	41%	39%	41%	41%	81%
US	87%	53%	31%	31%	29%	27%	30%	70%

¹ National Center for Education Statistics, *National Assessment of Educational Progress*. All other data in the table are from the National Center for Public Policy and Higher Education, *Measuring Up 2006*, which is based on data from the U.S. Census Bureau, the Council of Chief State School Officers, and the National Center for Education Statistics.

² Core courses include English, math, social studies, and science.

³ The benchmark for "top performing states" is the median performance level of the top five states on a given indicator (i.e., the third highest scoring state).

1-1



MHEC in Kansas

1-17

Postsecondary Participation, Persistence, and Completion – MHEC States and “Top Performing” States in the Nation

	Chance for college by age 19 (2002) ²	18-24 year-olds enrolled in college (2002-04)	25-49 year-olds enrolled part-time in any type of postsecondary education (2003)	First to second year persistence of full-time students at two-year institutions (Fall 2003)	First to second year persistence of full-time students at four-year institutions (Fall 2003)	First-time, full-time students earning a bachelor's degree within 6 years of enrollment (2003-04)	Certificates, degrees, and diplomas awarded at all institutions per 100 undergraduates (2003-04)
IA	51%	35%	3.5%	48%	75%	64%	19
IL	42%	35%	4.9%	51%	76%	58%	17
IN	42%	29%	3.2%	54%	76%	55%	18
KS	50% ³	38%	4.0%	50%	74%	53%	18
MI	38%	42%	4.4%	57%	74%	55%	15
MN	53%	38%	3.7%	50%	78%	57%	20
MO	39%	34%	4.0%	51%	73%	56%	18
ND	62%	41%	2.9%	48%	71%	48%	18
NE	48%	37%	4.0%	55%	75%	55%	17
OH	41%	35%	3.2%	51%	73%	54%	17
WI	46%	35%	3.8%	57%	79%	57%	20
Top States	52%	41%	5.1%	62%	82%	64%	20
US	38%	35%	3.9%	53%	77%	55%	17

¹Information in this table is from the National Center for Public Policy in Higher Education, *Measuring Up 2006*, with data from Thomas Mortenson and *Postsecondary Education OPPORTUNITY*, the U.S. Census Bureau, the National Center for Higher Education Management Systems, and the National Center for Education Statistics.

²“Chance for college” is defined as the relative probability that a student entering ninth grade will finish high school in four years and proceed directly to college. The statistic accounts for out-of-state college enrollment but does not adjust for students’ out-of-state migration during the high school years.

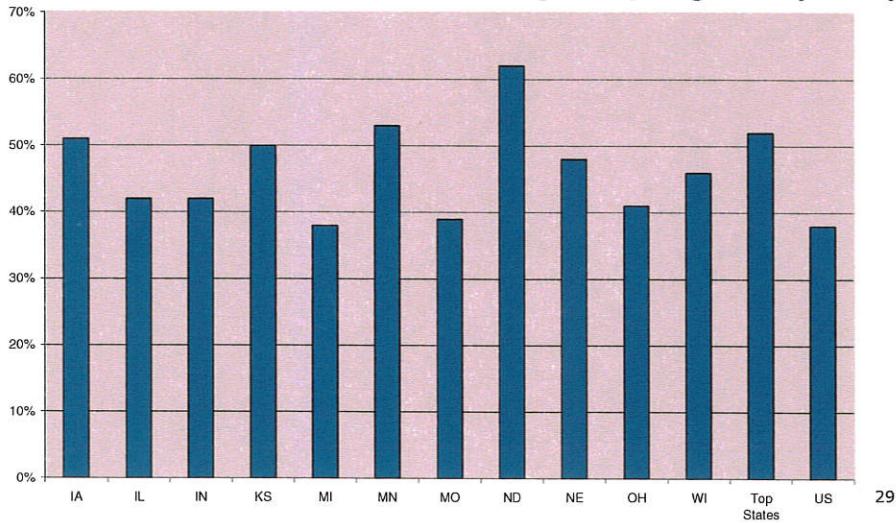
³Due to data limitations the statistic provided for Kansas is from 2000.



MHEC in Kansas



“Chance for College” by Age 19 (2002)



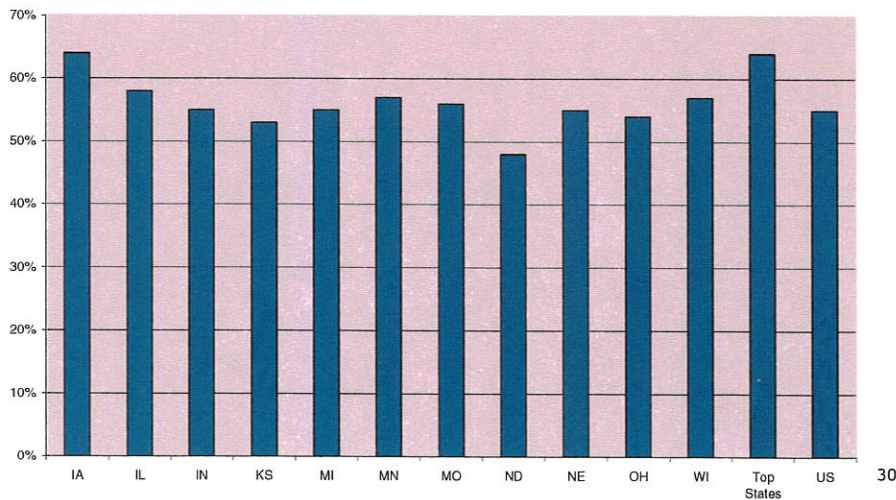
29



MHEC in Kansas



First-time, Full-time Students Earning a Bachelor's Degree Within Six Years of Enrollment, 2003-04



30



MHEC in Kansas

1-19

Benefits of Higher Education – MHEC States and the National Average

	Population 25-64 years olds with a bachelor's degree or higher (2002-2004 average) ¹	Total unemployment rate March 2004 ²	Percentage of population age 25 and older in the labor force who were not employed in March 2004			Net gain/loss of associate's degree holders for every 100 degrees produced in the state (2001-03 average) ⁴	Difference in median earnings, workers age 25-65 with some college vs. a high school credential (2002-04 average) ¹	Net gain/loss of bachelor's degree holders for every 100 degrees produced in the state (2001-03 average) ⁴	Difference in median earnings, workers age 25-65 with a bachelor's degree vs. a high school credential (2002-04 average) ¹
			High School diploma ³	Some college ³	Bachelor's Degree ³				
IA	27%	4.9%	4.1%	3.3%	1.0%	-5	\$2,000	-19	\$14,000
IL	32%	6.4%	6.6%	4.0%	4.1%	-4	\$6,000	+7	\$21,800
IN	23%	5.6%	4.7%	5.1%	1.9%	+9	\$3,000	-12	\$21,000
KS	31%	5.0%	6.1%	4.5%	2.0%	-1	\$3,500	-5	\$17,000
MI	27%	7.7%	10.1%	5.5%	2.9%	+3	\$6,000	+1	\$23,000
MN	33%	5.0%	5.6%	5.7%	2.9%	+10	\$2,200	+15	\$19,000
MO	31%	5.3%	5.5%	4.8%	1.9%	+14	\$7,000	+2	\$18,000
ND	28%	3.8%	2.8%	4.5%	0.5%	-11	\$3,000	-34	\$13,000
NE	29%	3.9%	3.7%	3.4%	0.6%	-2	\$4,000	-6	\$15,000
OH	26%	6.2%	5.4%	4.9%	3.0%	+2	\$7,000	-5	\$22,000
WI	28%	6.2%	7.6%	3.8%	2.6%	+2	\$2,000	-7	\$17,000
US	30%	6.0%	5.9%	4.8%	3.0%	n/a	\$5,000	n/a	\$21,000

¹ National Center for Public Policy in Higher Education (Data from the U.S. Census Bureau and the U.S. Bureau of Labor Statistics).

² U.S. Bureau of Labor Statistics.

³ Institute for Higher Education Policy, The Investment Payoff (Data from the Current Population Survey, 2004). Some college includes credentials up to and including the associate's degree.

⁴ National Center for Higher Education Management Systems (Data from the U.S. Census Bureau).



MHEC in Kansas

Affordability of Higher Education – MHEC States and the National Average

	% of average annual family income needed to pay for public 2-year college expenses after financial aid, 2005-06 ¹	% of average annual family income needed to pay for public 4-year college expenses after financial aid, 2005-06 ¹	% of average annual family income needed to pay for private 4-year college expenses after financial aid, 2005-06 ¹	Family share of public higher education operating revenues (2006) ²	Family share of public higher education operating revenues (2001) ²	Family share of public higher education operating revenues (1996) ²	Family share of public higher education operating revenues (1991) ²
IA	26%	30%	59%	48.0%	35.2%	33.3%	30.9%
IL	24%	35%	69%	29.3%	19.4%	20.8%	18.9%
IN	24%	30%	66%	49.7%	41.4%	40.7%	35.0%
KS	20%	26%	47%	38.4%	28.4%	30.2%	26.0%
MI	24%	36%	48%	53.5%	40.8%	43.8%	39.8%
MN	22%	26%	54%	44.2%	28.6%	29.6%	26.2%
MO	23%	31%	54%	40.1%	26.8%	39.5%	32.8%
ND	24%	28%	34%	44.9%	30.7%	34.6%	34.9%
NE	21%	27%	50%	34.2%	32.8%	27.4%	25.0%
OH	30%	42%	67%	52.7%	40.3%	43.7%	39.5%
WI	21%	26%	61%	37.4%	27.5%	29.1%	30.5%
US	24%	31%	37%	36.1%	29.2%	31.7%	26.1%

¹ National Center for Public Policy and Higher Education, *Measuring Up 2006*. Data from the National Center for Higher Education Management Systems, National Center for Education Statistics, and the U.S. Census Bureau.

² State Higher Education Executive Officers, State Higher Education Finance, FY 2006.

02-1



MHEC in Kansas

Student Grants and Loans in MHEC States and the Nation

	Average annual per student borrowing of federal undergraduate education loans (2004-05) ¹	Public 4-year institutions and private non-profit 4-year institutions average debt ²	State rank ²	Public 4-year institutions and private non-profit 4-year institutions proportion with debt ²	State rank ²	Total state grant expenditures (need- and merit based) as a percentage of higher education operating expenses (2005-06) ³	Percentage of total grant aid awarded solely on the basis of need (2005-06) ³	State need-based grant aid awarded by sector, 2005-06 (in millions) ³	
								Public in-state	Private, not-for-profit, in-state
IA	\$3,112	\$22,926	6	74%	2	6.9%	99.3%	\$3.4	\$45.0
IL	\$3,770	\$17,650	38	52%	36	14.5%	92.8%	\$193.6	\$143.8
IN	\$3,549	\$21,179	9	58%	24	20.1%	97.9%	\$208.3	\$70.0
KS	\$3,377	\$17,617	39	57%	26	2.0%	99.2%	\$7.3	\$7.7
MI	\$3,234	\$21,169	10	60%	20	10.0%	44.9%	\$27.8	\$62.6
MN	\$3,120	\$23,375	5	72%	3	9.6%	99.9%	\$74.3	\$35.8
MO	\$3,407	\$18,635	27	66%	12	4.9%	60.9%	\$10.2	\$15.4
ND	\$3,110	\$20,644	14	66%	11	0.9%	80.1%	\$1.1	\$0.4
NE	\$3,447	\$19,198	25	64%	16	1.8%	100.0%	\$6.1	\$2.3
OH	\$3,552	\$20,525	15	65%	13	10.5%	72.1%	\$10.3	\$1.4
WI	\$3,277	\$19,536	23	64%	15	8.3%	96.6%	\$62.4	\$28.1

¹ National Center for Public Policy and Higher Education, *Measuring Up 2006*. Data from National Center for Higher Education Management Systems, National Center for Education Statistics, and the U.S. Census Bureau. Figures include both student and parent subsidized and unsubsidized loans, but they do not include loans originating from state sources or private loans (including credit card debt). The figure is therefore not an accurate measure of total student borrowing, which is higher than the figures listed. According to the College Board, students at all levels in 2006-07 borrowed at total of \$17 billion in private bank loans, compared to \$60 billion in federal loans.

² Project on Student Debt, *Student Debt and the Class of 2006*. Data includes all student loans generated by or processed through institutions but does not include other private borrowing that is conducted by students independent of their institutions. Rankings are based on 45 states with sufficient data plus the District of Columbia.

³ National Association of State Student Grant Aid Programs.

1-20

1-21




MHEC in Kansas

Higher Education Funding – MHEC States and the National Average

	State and local appropriations for public higher education operating expenses per FTE			State and local appropriations for higher education as a percentage of tax revenue and lottery profits		Total higher education support per capita		
	2006	2001-2006 change	1996-2006 change	2004	1995	2006	2001-2006 change	1996-2006 change
IA	\$5,535	-32.4%	-29.2%	8.6%	9.1%	\$277	-28.2%	-16.2%
IL	\$6,506	-31.2%	-8.2%	7.2%	6.9%	\$258	-18.6%	0.4%
IN	\$4,858	-17.7%	-16.9%	7.2%	7.0%	\$227	-8.4%	3.1%
KS	\$5,480	-30.0%	-12.3%	9.0%	10.2%	\$340	-5.9%	0.0%
MI	\$5,329	-34.1%	-27.9%	7.2%	7.6%	\$250	-20.8%	-6.0%
MN	\$5,797	-35.8%	-23.6%	6.6%	7.1%	\$264	-17.4%	-12.1%
MO	\$6,032	-35.8%	-12.5%	6.3%	6.3%	\$184	-28.3%	-7.6%
ND	\$4,644	-19.3%	-18.0%	10.5%	10.6%	\$338	-1.5%	1.5%
NE	\$6,862	13.0%	10.9%	9.1%	10.6%	\$365	4.7%	1.1%
OH	\$4,281	-40.5%	-26.1%	5.5%	5.9%	\$195	-19.5%	-5.1%
WI	\$5,911	-22.0%	-29.3%	7.1%	7.9%	\$270	-15.6%	-13.0%
US	\$6,325	-16.5%	-5.6%	6.8%	6.9%	\$260	-7.7%	5.4%


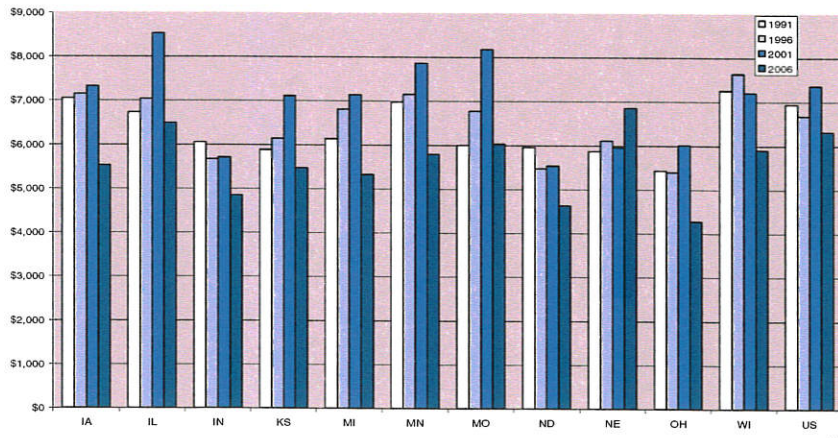
¹All data in the table are from State Higher Education Executive Officers, State Higher Education Finance, FY06. FTE data are adjusted for regional cost of living, the relative mix of enrollments by institutional type, and 2006 dollars. Higher Education Support is the state and local tax and non-tax support for public and independent higher education, including research, agricultural, and medical appropriations.



MHEC in Kansas



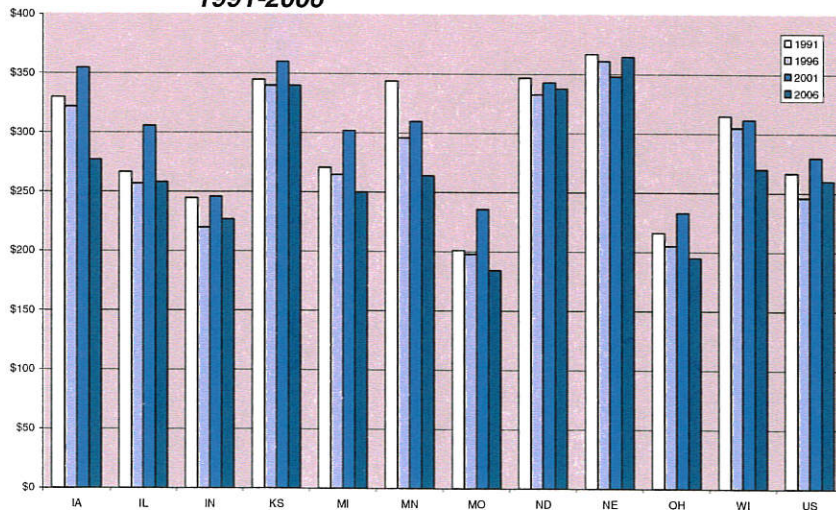
State and Local Appropriations for Public Higher Education Operating Expenses per FTE, 1991-2006



MHEC in Kansas



State and Local Higher Education Support per Capita, 1991-2006



1-23



MHEC in Kansas



Policy Facts

- Future population growth slower than the nation; almost zero growth in the under-18 demographic, and a slight decline in 18-64 year olds.
- Third highest percentage of adults with a bachelor's degree in the region.
- Net gain of enrolled first-year college students, but net loss of degree earners.
- Effective tax rate the same in 2004 as in 1994 (8.2%), near the median of MHEC states.
- Tax revenue generated per capita per 1% of effective taxation below national average (\$412 vs. \$440).

37



MHEC in Kansas




Policy Facts

- High school credentialing rate declined from 93% in 1992 to 88% in 2004.
- Kansas high school math and science teachers among the least qualified in the region when considering completion of a college major in their teaching subject.
- Among the top states regionally and above the national average in the percentage of 18-24 year olds enrolled in college.
- Community college retention on the low end for the region.
- Six-year college graduation rate second lowest in the region.

38

1-24




MHEC in Kansas



Policy Facts

- Near the high end of the region in the percent of adults aged 25-49 in college, indicating a system geared to these individuals and/or the need for these individuals to obtain more education to succeed.
- Individuals in Kansas with a bachelor's degree have a 2.0% unemployment rate compared to a 6.1% rate for individuals with a high school diploma.
- Kansas's public two-year and four-year colleges are the most affordable in the region. Private colleges are more affordable in Kansas than in most MHEC states.
- Kansas is a "low tuition, low aid" state (\$18.8 million in aid in 2004-05).

39



MHEC in Kansas



Policy Facts

- Inflation adjusted appropriations for public higher education operating expenses per FTE decreased 30% between 2001 and 2006.
- FTE appropriation of \$5,480 in 2006 puts Kansas in the lower half of MHEC states; national average is \$6,325.
- Total higher education support per capita is third highest in the region after Nebraska and North Dakota.

40

1-25



[Home](#)

[Bill Search](#) | [Current Happenings](#) | [Listen In Live!](#) | [Helpful Hints](#) | [Site Index](#)

[Home](#) > [Kansas Statutes](#) > Kansas Statute No. 72-60b01

72-60b01

Chapter 72.--SCHOOLS

Article 60b.--MIDWESTERN HIGHER EDUCATION COMPACT

72-60b01. Text of compact. The midwestern higher education compact is hereby enacted into law and entered into with all jurisdictions legally joining therein, in the form substantially as follows:

MIDWESTERN HIGHER EDUCATION COMPACT

Article I.--Purpose

The purpose of the Midwestern Higher Education Compact shall be to provide greater higher education opportunities and services in the Midwestern region, with the aim of furthering regional access to, research in and choice of higher education for the citizens residing in the several states which are parties to this Compact.

Article II.--The Commission

(A) The compacting states hereby create the Midwestern Higher Education Commission, hereinafter called the Commission. The Commission shall be a body corporate of each compacting state. The Commission shall have all the responsibilities, powers and duties set forth herein, including the power to sue and be sued, and such additional powers as may be conferred upon it by subsequent action of the respective legislatures of the compacting states in accordance with the terms of this Compact.

(B) The Commission shall consist of five resident members of each state as follows: the governor or the governor's designee who shall serve during the tenure of office of the governor; two legislators, one from each house (except Nebraska, which may appoint two legislators from its Unicameral Legislature), who shall serve two-year terms and be appointed by the appropriate appointing authority in each house of the legislature; and two other at-large members, at least one of whom shall be selected from the field of higher education. The at-large members shall be appointed in a manner provided by the laws of the appointing state. One of the two at-large members initially appointed in each state shall serve a two-year term. The other, and any regularly appointed successor to either at-large member, shall serve a four-year term. All vacancies shall be filled in accordance with the laws of the appointing states. Any commissioner appointed to fill a vacancy shall serve until the end of the incomplete term.

(C) The Commission shall select annually, from among its members, a chairperson, a vice chairperson and a treasurer.

(D) The Commission shall appoint an executive director who shall serve at its pleasure and who shall act as secretary to the Commission. The treasurer, the executive director and such other personnel as the Commission may determine, shall be bonded in such amounts as the Commission may require.

(E) The Commission shall meet at least once each calendar year. The chairperson may call additional meetings and, upon the request of a majority of the Commission members of three or more compacting states, shall call additional meetings. Public notice shall be given of all meetings and meetings shall be open to the public.

(F) Each compacting state represented at any meeting of the Commission is entitled to one vote. A majority of the compacting states shall constitute a quorum for the transaction of business, unless a larger quorum is

House Education Committee

Date: 1-16-08

Attachment # 2

required by the bylaws of the Commission.

Article III.--Powers and Duties of the Commission

- (A) The Commission shall adopt a seal and suitable bylaws governing its management and operations.
- (B) Irrespective of the civil service, personnel or other merit system laws of any of the compacting states, the Commission in its bylaws shall provide for the personnel policies and programs of the Compact.
- (C) The Commission shall submit a budget to the governor and legislature of each compacting state at such time and for such period as may be required. The budget shall contain specific recommendations of the amount or amounts to be appropriated by each of the compacting states.
- (D) The Commission shall report annually to the legislatures and governors of the compacting states, to the Midwestern Governors' Conference and to the Midwestern Legislative Conference of the Council of State Governments concerning the activities of the Commission during the preceding year. Such reports shall also embody any recommendations that may have been adopted by the Commission.
- (E) The Commission may borrow, accept, or contract for the services of personnel from any state or the United States or any subdivision or agency thereof, from any interstate agency, or from any institution, foundation, person, firm or corporation.
- (F) The Commission may accept for any of its purposes and functions under the Compact any and all donations, and grants of money, equipment, supplies, materials and services (conditional or otherwise) from any state or the United States or any subdivision or agency thereof, or interstate agency, or from any institution, foundation, person, firm, or corporation, and may receive, utilize and dispose of the same.
- (G) The Commission may enter into agreements with any other interstate education organizations or agencies and with higher education institutions located in non-member states and with any of the various states of these United States to provide adequate programs and services in higher education for the citizens of the respective compacting states. The Commission shall, after negotiations with interested institutions and interstate organizations or agencies, determine the cost of providing the programs and services in higher education for use in these agreements.
- (H) The Commission may establish and maintain offices, which shall be located within one or more of the compacting states.
- (I) The Commission may establish committees and hire staff as it deems necessary for the carrying out of its functions.
- (J) The Commission may provide for actual and necessary expenses for attendance of its members at official meetings of the Commission or its designated committees.

Article IV.--Activities of the Commission

- (A) The Commission shall collect data on the long-range effects of the Compact on higher education. By the end of the fourth year from the effective date of the Compact and every two years thereafter, the Commission shall review its accomplishments and make recommendations to the governors and legislatures of the compacting states on the continuance of the Compact.
- (B) The Commission shall study issues in higher education of particular concern to the Midwestern region. The Commission shall also study the needs for higher education programs and services in the compacting states and the resources for meeting such needs. The Commission shall, from time to time, prepare reports on such research for presentation to the governors and legislatures of the compacting states and other interested parties. In conducting such studies, the Commission may confer with any national or regional planning body. The Commission may draft and recommend to the governors and legislatures of the various compacting states suggested legislation dealing with problems of higher education.
- (C) The Commission shall study the need for provision of adequate programs and services in higher

2-2

education, such as undergraduate, graduate or professional student exchanges in the region. If a need for exchange in a field is apparent, the Commission may enter into such agreements with any higher education institution and with any of the compacting states to provide programs and services in higher education for the citizens of the respective compacting states. The Commission shall, after negotiations with interested institutions and the compacting states, determine the cost of providing the programs and services in higher education for use in its agreements. The contracting states shall contribute the funds not otherwise provided, as determined by the Commission, for carrying out the agreements. The Commission may also serve as the administrative and fiscal agent in carrying out agreements for higher education programs and services.

(D) The Commission shall serve as a clearinghouse on information regarding higher education activities among institutions and agencies.

(E) In addition to the activities of the Commission previously noted, the Commission may provide services and research in other areas of regional concern.

Article V.--Finance

(A) The monies necessary to finance the general operations of the Commission not otherwise provided for in carrying forth its duties, responsibilities and powers as stated herein shall be appropriated to the Commission by the compacting states, when authorized by the respective legislatures, by equal apportionment among the compacting states.

(B) The Commission shall not incur any obligations of any kind prior to the making of appropriations adequate to meet the same; nor shall the Commission pledge the credit of any of the compacting states, except by and with the authority of the compacting state.

(C) The Commission shall keep accurate accounts of all receipts and disbursements. The receipts and disbursements of the Commission shall be subject to the audit and accounting procedures established under its bylaws. However, all receipts and disbursements of funds handled by the Commission shall be audited yearly by a certified or licensed public accountant and the report of the audit shall be included in and become part of the annual report of the Commission.

(D) The accounts of the Commission shall be open at any reasonable time for inspection by duly authorized representatives of the compacting states and persons authorized by the Commission.

Article VI.--Eligible Parties and Entry into Force

(A) The states of Illinois, Indiana, Iowa, Kansas, Michigan, Minnesota, Missouri, Nebraska, North Dakota, Ohio, South Dakota, and Wisconsin shall be eligible to become party to this Compact. Additional states will be eligible if approved by a majority of the compacting states.

(B) As to any eligible party state, this Compact shall become effective when its legislature shall have enacted the same into law; provided that it shall not become initially effective until enacted into law by five states prior to the 31st day of December 1995.

(C) Amendments to the Compact shall become effective upon their enactment by the legislatures of all compacting states.

Article VII.--Withdrawal, Default and Termination

(A) Any compacting state may withdraw from this Compact by enacting a statute repealing the Compact, but such withdrawal shall not become effective until two years after the enactment of such statute. A withdrawing state shall be liable for any obligations which it may have incurred on account of its party status up to the effective date of withdrawal, except that if the withdrawing state has specifically undertaken or committed itself to any performance of an obligation extending beyond the effective date of withdrawal, it shall remain liable to the extent of such obligation.

(B) If any compacting state shall at any time default in the performance of any of its obligations, assumed or imposed, in accordance with the provisions of this Compact, all rights, privileges and benefits conferred by this Compact or agreements hereunder shall be suspended from the effective date of such default as fixed by the

Commission, and the Commission shall stipulate the conditions and maximum time for compliance under which the defaulting state may resume its regular status. Unless such default shall be remedied under the stipulations and within the time period set forth by the Commission, this Compact may be terminated with respect to such defaulting state by affirmative vote of a majority of the other member states. Any such defaulting state may be reinstated by performing all acts and obligations as stipulated by the Commission.

Article VIII.--Severability and Construction

The provisions of this Compact entered into hereunder shall be severable and if any phrase, clause, sentence or provision of this Compact is declared to be contrary to the constitution of any compacting state or of the United States or the applicability thereof to any government, agency, person or circumstance is held invalid, the validity of the remainder of this Compact and the applicability thereof to any government, agency, person or circumstance shall not be affected thereby. If this Compact entered into hereunder shall be held contrary to the constitution of any compacting state, the Compact shall remain in full force and effect as to the remaining states and in full force and effect as to the state affected as to all severable matters. The provisions of this Compact entered into pursuant hereto shall be liberally construed to effectuate the purposes thereof.

History: L. 1990, ch. 332, § 1; July 1.

Kansas State Capitol - 300 SW 10th St. - Topeka, Kansas 66612

Copyright © 2002 - 2003, Information Network of Kansas, Inc.
Security Statement | Privacy Statement | Terms of Use | Accessibility Policy | Help Center | Survey
Page Last Modified Friday, December 05, 2003 12:09 PM

[Home](#)[Bill Search](#) | [Current Happenings](#) | [Listen In Live!](#) | [Helpful Hints](#) | [Site Index](#)[Home](#) > [Kansas Statutes](#) > Kansas Statute No. 72-60b02

72-60b02

Chapter 72.--SCHOOLS

Article 60b.--MIDWESTERN HIGHER EDUCATION COMPACT

72-60b02. Kansas members of the midwestern higher education commission; terms; vacancies. The members of the midwestern higher education commission representing the state of Kansas shall be the following: (a) The governor or a designee of the governor; (b) two members of the legislature appointed by the legislative coordinating council so that one is a member of the senate and one is a member of the house of representatives and such members are not members of the same political party; and (c) two members of the state board of regents selected by the state board or, at the discretion of the state board, designees thereof. One such member shall be representative of the four-year institutions of higher education and one such member shall be representative of the two-year institutions of higher education. The term of the member serving under subpart (a) shall expire concurrently with the term of the governor. The terms of members serving under subpart (b) shall expire concurrently with their terms as state officers or two years after the date of their appointment to membership on the commission, whichever occurs sooner. The term of each member serving under subpart (c), if such member is a state officer, shall expire concurrently with such member's term as a state officer or four years after the date of appointment to membership on the commission, whichever occurs sooner. If such member is not a state officer, the term of such member shall expire four years after the date of appointment to membership on the commission. All vacancies in the membership of the commission shall be filled in the same manner as originally filled, except that vacancies created for reasons other than expiration of terms of office shall be filled for the unexpired terms.

History: L. 1990, ch. 332, § 2; L. 2000, ch. 86, § 6; April 20.

Kansas State Capitol - 300 SW 10th St. - Topeka, Kansas 66612

Copyright © 2002 - 2003, Information Network of Kansas, Inc.
[Security Statement](#) | [Privacy Statement](#) | [Terms of Use](#) | [Accessibility Policy](#) | [Help Center](#) | [Survey](#)
Page Last Modified Friday, December 05, 2003 12:09 PM

COMMISSIONERS
Midwestern Higher Education Compact

ILLINOIS

The Honorable J. Bradley Burzynski
Senator, State of Illinois
Highwood, IL

Ms. Judy Erwin
Governor Designee
Executive Director
Illinois Board of Higher Education
Springfield, IL

Ms. Carrie J. Hightman
Chairwoman
Illinois Board of Higher Education
Buffalo Grove, IL

The Honorable Kevin Joyce
Representative, State of Illinois
Worth, IL

Ms. Judith A. Rake
Member
Illinois Community College Board
Glen Carbon, IL

The Honorable Edward Maloney (Alternate)
Senator, State of Illinois
Chicago, IL

INDIANA

The Honorable Sheila Klinker
Representative, State of Indiana
Lafayette, IN

The Honorable Teresa S. Lubbers
Senator, State of Indiana
Indianapolis, IN

Vacancy

Dr. Ken Sauer
Associate Commissioner for Research
and Academic Affairs
Indiana Commission for Higher Education
Indianapolis, IN

Mr. Terry D. Strueh
Vice President
Purdue University
Lafayette, IN

Mr. Donald Weaver (Alternate)
Bloomington, IN

IOWA

Mr. Robert N. Downer, Esq.
President Pro Tem
Iowa Board of Regents
Iowa City, IA

Ms. Syeta Glanton
Governor Designee
Policy Liaison, Office of the Governor
Des Moines, IA

Ms. Connie Hornbeck
Iowa Association of Community College
Trustees
Logan, IA

The Honorable Jodi Tymeson
Representative, State of Iowa
Winterset, IA

The Honorable Frank Wood
Senator, State of Iowa
Eldridge, IA

Dr. Keith R. Greiner (Alternate)
Research Director
Iowa College Student Aid Commission
Des Moines, IA

Ms. Emily Hajek (Alternate)
Policy Liaison, Office of the Governor
Des Moines, IA

Dr. John V. Hartung (Alternate)
President, Iowa Association of Independent
Colleges and Universities
Des Moines, IA

The Honorable Dave Mulder (Alternate)
Senator, State of Iowa
Sioux Center, IA

The Honorable Roger Wendt (Alternate)
Representative, State of Iowa
Sioux City, IA

House Education Committee

Date: 1-16-08

Attachment # 3

KANSAS

The Honorable Barbara Ballard
Representative, State of Kansas
Lawrence, KS

Former Senator Lana Oleen
Governor Designee
Manhattan, KS

Mr. Reginald L. Robinson
President and CEO
Kansas Board of Regents
Topeka, KS

The Honorable Jean Schodorf
Senator, State of Kansas
Wichita, KS

Ms. Donna Shank
Kansas Board of Regents
Liberal, KS

The Honorable Clay Aurand (Alternate)
Representative, State of Kansas
Courtland, KS

The Honorable Marci Francisco (Alternate)
Senator, State of Kansas
Lawrence, KS

MICHIGAN

The Honorable Pam Byrnes
Representative, State of Michigan
Lyndon Township, MI

The Honorable John D. Cherry, Jr.
Lieutenant Governor, State of Michigan
Lansing, MI

Dr. David L. Eisler
President, Ferris State University
Big Rapids, MI

Dr. Conway A. Jeffress
President, Schoolcraft College
Novi, MI

The Honorable Tony Stamas
Senator, State of Michigan
Midland, MI

Mr. John Austin (Alternate)
State Board of Education
Ann Arbor, MI

Mr. Edward O. Blews, Jr. (Alternate)
President, Association of Independent Colleges
& Universities
Lansing, MI

Dr. Michael Boulus (Alternate) Executive
Director, Presidents' Council
Lansing, MI

MINNESOTA

Dr. Robert J. Jones
Senior Vice President for System Administration
University of Minnesota
Minneapolis, MN

Dr. David B. Laird, Jr.
Governor Designee, President and CEO
Minnesota Private College Council
Saint Paul, MN

Dr. James H. McCormick
Chancellor
Minnesota State Colleges and Universities
Saint Paul, MN

The Honorable Sandra Pappas
Senator, State of Minnesota
Saint Paul, MN

The Honorable Tom Rukavina
Representative, State of Minnesota
St. Paul, MN

The Honorable Lyndon R. Carlson (Alternate)
Representative, State of Minnesota
Crystal, MN

Ms. Susan Heegaard (Alternate)
Director
Minnesota Office of Higher Education
Saint Paul, MN

The Honorable Andy Welti (Alternate)
Representative, State of Minnesota
Plainview, MN

MISSOURI

Dr. Gerald T. Brouder
President, Columbia College
Columbia, MO

Dr. Thomas F. George
Chancellor, University of Missouri-St. Louis
St. Louis, MO

3-2

MISSOURI (continued)

The Honorable Gayle Kingery
Representative, State of Missouri
Poplar Bluff, MO

Ms. Mary Beth Luna Wolf
Governor Designee
Education Policy Analyst, Office of the Governor
Jefferson City, MO

The Honorable Charlie Shields
Senate Majority Floor Leader, State of Missouri
St. Joseph, MO

Dr. Robert B. Stein (alternate)
Commissioner of Higher Education - Missouri
Department of Higher Education
Jefferson City, MO

NEBRASKA

The Honorable Greg Adams
Senator, State of Nebraska
York, NE

Dr. Randolph M. Ferlic
Governor Designee
Regent, University of Nebraska System
Omaha, NE

Dr. Linda Ray Pratt
Interim Executive Vice President and Provost
University of Nebraska
Lincoln, NE

The Honorable Ron Raikes
Senator, State of Nebraska
Lincoln, NE

Mr. Eric Seacrest
Commissioner, Coordinating Commission
for Postsecondary Education
North Platte, NE

Dr. Marshall A. Hill (Alternate)
Executive Director, Coordinating
Commission for Postsecondary Education
Lincoln, NE

NORTH DAKOTA

Mr. Bruce I. Christianson
MHEC Commissioner
Minot, ND

Dr. James L. Davis
Governor Designee
President
Turtle Mountain Community College
Belcourt, ND

The Honorable Tim Flakoll
Senator, State of North Dakota
Fargo, ND

Mr. William G. Goetz
Chancellor
North Dakota University System
Bismarck, ND

The Honorable Dennis Johnson
Representative, State of North Dakota
Devils Lake, ND

OHIO

The Honorable Kevin Coughlin
Senator, State of Ohio
Columbus, OH

Dr. David K. Creamer
Senior Vice President of Administration,
Kent State University
Kent, OH

Mr. Eric D. Fingerhut
Chancellor, Ohio Board of Regents
Columbus, OH

Dr. William J. Napier
Senior Advisor to the President
Cleveland State University
Cleveland, OH

The Honorable Shawn Webster
Representative, State of Ohio
Hamilton, OH

Mr. Bruce Johnson (Alternate)
Executive Director
Inter-University Council
Columbus, OH

Dr. David H. Ponitz (Alternate)
President Emeritus
Sinclair Community College
Centerville, OH

WISCONSIN

Dr. John E. Kerrigan
Governor Designee
Former Chancellor, UW-Oshkosh
Oshkosh, WI

3-3

WISCONSIN (continued)

The Honorable Stephen Nass
Representative, State of Wisconsin
Whitewater, WI

Vacancy

The Honorable Jim Sullivan
Senator, State of Wisconsin
Wauwatosa, WI

Dr. Rolf Wegenke
President, Wisconsin Association of
Independent Colleges and Universities
Madison, WI

Dr. Dan Clancy (Alternate)
President
Wisconsin Technical College System Board
Madison, WI

Dr. Donald Mash (Alternate)
Executive Senior Vice President
University of Wisconsin System, Madison, WI

3-4

Published Monday | October 15, 2007

Nebraska unveils electronic transcript transfer process for college applications

BY LESLIE REED
WORLD-HERALD STAFF WRITER

LINCOLN - Nebraska high school guidance counselors can spend more time counseling and less time stuffing envelopes and licking stamps, thanks to a newly unveiled system to electronically transfer high school transcripts for student college applications.

Nebraska is the second state, following Indiana, to adopt a statewide initiative to offer the service to all Nebraska colleges and high schools. A three-year, \$1.2 million grant from the U.S. Department of Education is paying for the initiative, said Marshall Hill, executive director of the Nebraska Commission on Postsecondary Education.

With a few clicks of a mouse, a student's transcript can be electronically transferred to the colleges of their choice, said John Reese, president of Docufide, the technology company that will provide the service. There is no charge to transfer transcripts to any of 3,600 institutions in an 11-state region participating in the service. The company also will send transcripts to non-participating institutions for a \$2.25 fee if they accept electronic transfers and for a \$4.25 fee if they require paper transcripts. High schools can join the service with the simple installation of software provided by the company. The software will automatically reorganize the school's transcript information into a standard format.

Gov. Dave Heineman lauded the effort during a Monday press conference at Lincoln Southeast High School. He said it fits well with his call to improve college-going rates and to increase parents' involvement in their children's schooling.

"Students are more likely to go to college if we make the effort seamless," he said.

State education officials said they are excited about the transcript service because it also will yield previously unavailable data about student performance and college preparation.

Participation is voluntary, but officials said they expect the service to take off quickly.

Contact the Omaha World-Herald [newsroom](#)

Copyright ©2007 Omaha World-Herald®. All rights reserved. This material may not be published, broadcast, rewritten, displayed or redistributed for any purpose without permission from the Omaha World-Herald.

House Education Committee
Date: 1-16-08
Attachment # 4

Saving Money in Higher Education, K-12, State/Local Governments, and Other Entities

Midwestern Higher Education Compact Programs





Collaborative Action

Colleges and universities are continually being forced to find ways to contain or reduce their costs at the same time they push to maintain or increase their productivity. The Midwestern Higher Education Compact (MHEC) was established in part to help institutions achieve these objectives.

One of the goals of MHEC is to help institutions enhance productivity through reductions in administrative costs.

MHEC is able to further this goal through the creation of group aggregation programs that reduce costs and bring value-added benefits to the institutions in MHEC member states.

MHEC Provides Infrastructure

MHEC provides the needed infrastructure, staff, support, flexibility, and commitment to make group purchasing programs successful. The compact statute creating MHEC makes MHEC an instrument of state government in each of its member states. This statutory language gives MHEC broad contracting authority to help carry out its mission.

MHEC then enters into agreements for the benefit of its eleven member states, effectively letting institutions in one state pool their resources and expertise with different institutions in other states to gain advantages in the marketplace they otherwise would not be able to obtain.

Grassroots Approach

Programs are created in response to a demonstrated or defined need as determined by the region's colleges and universities. In developing its programs, MHEC encourages grassroots participation and innovation.

All programs are developed, implemented and overseen by volunteer committees. The committees are made up of representative groups of individuals from all sectors of higher education. The individuals are nominated to serve on the committees by their peers and are considered experts in the particular field the program is addressing.

Working together, the committee members identify the criteria and standards they want included in any program that is being considered. These criteria and standards are purposefully tailored to match the requirements needed by Midwestern higher education.

RFPs Meet Needs of Higher Education

If a Request for Proposals (RFP) is needed, the standards and criteria identified by the committee are incorporated into the RFP. Ultimately, the committees challenge vendors to respond differently from their standard way of doing business. The vendors are asked to provide unique solutions or program offerings adapted to the needs of higher education.

Over 1000, all not-for-profit colleges and universities located in MHEC member states are eligible to participate in the MHEC programs, but participation is strictly at the discretion of the institution. One of the advantages of the MHEC programs is that colleges, universities and state agencies can purchase products and services using MHEC contracts without going to bid themselves.

MHEC is an instrumentality of state government, and is required to follow the same extensive competitive procurement processes as the member states. Through its committees, MHEC undertakes the time and expense of the RFP process, thereby freeing up the institution of this burden. The institution can purchase the good

or service through the MHEC program knowing that the due diligence in selecting the vendor has already been done.

Program Implementation

Once a program is implemented, a committee will work with the vendor to guide and enhance the program. As participation grows, ownership of the program is handed over to the participating institutions with MHEC continuing to serve as staff in the oversight process. On a regular basis, MHEC will review each program's accomplishments and will make a determination on the continuance of the program.

By working collectively, institutions are able to achieve the following outcomes through the MHEC group aggregation programs:

1. Delineating features, standards, and capabilities sought by higher education;
2. Providing independent evaluation and documentation of products and services;
3. Achieving pricing advantages and service commitments;
4. Increasing the number and range of options from which institutions can choose;
5. Increasing the quality and quantity of service offerings;
6. Reducing the duplication of efforts; and
7. Improving educational efficiency and/or effectiveness.

Continued Cooperation

MHEC believes that many opportunities and benefits result from interstate and inter-institutional cooperation. With the continued assistance of institutional

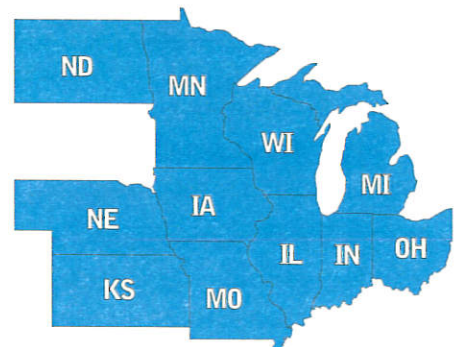
representatives on its committees and programs, MHEC will continue to work on developing and implementing new opportunities for Midwestern higher education.

Currently MHEC provides the following cost savings programs:

- ✓ Hardware Programs;
- ✓ Software Programs;
- ✓ Property Insurance; and
- ✓ Telecommunications Programs.

MHEC continues to actively evaluate other opportunities for cost savings through active committees in risk management, purchasing, technologies, and energy.

MHEC member states are: Illinois, Indiana, Iowa, Kansas, Michigan, Minnesota, Missouri, Nebraska, North Dakota, Ohio, and Wisconsin.



For further information regarding MHEC's cost savings programs, please contact:

Rob Trembath, Director of Cost Savings Initiatives
and MHEC Legal Counsel
612-624-1812 or robt@mhec.org
www.mhec.org

5.3

Hardware

MHEC's Hardware Purchasing Program provides discounts on a broad range of computing products. Tailored to the needs of higher education, government, and not-for-profit entities in MHEC member states - these discounts and more information may be found through MHEC's technology website (www.mhectechnology.org).



Computers

MHEC has entered into an agreement with the Western States Contracting Alliance (WSCA) to extend the discounts negotiated by the alliance to all higher education, government, and not-for-profit entities in MHEC member states.

MHEC released its own Request for Proposals (RFP) to the endorsed WSCA vendors to achieve additional pricing discounts for institutions and their faculty, staff, and students to provide increased discounts on high volume bundled packages, including:

- ✓ Special discounts on desktop and laptop computers preconfigured for purchasing entity's use;
- ✓ Special discounts to faculty, staff, students, and employees purchasing computers for personal use;
- ✓ Provides discounts on user training; and
- ✓ Longer warranties and free shipping.

Computer Savings

On an open-ended contract for a purchase of 1 to 5 computers, the prices offered under the MHEC contract are as good as an institution/state/non-profit entity will be able to obtain.

Special pricing for larger orders from vendors – Dell, Gateway, MPC, and Lenovo – is also available using the MHEC contract. Without the MHEC contract, institutions may be able to get something less than the list price, but it is unlikely they will get the MHEC pricing and benefits. They would also have to take the time and incur the costs of entering into their own contract with the vendor.

Using the MHEC contract minimizes the administrative costs of going out to bid and negotiating separate contracts and provides institutions/state/non-profit entities with the convenience of "one-stop shopping."

Through the MHEC contract, all products and services are available to the institution/state/non-profit entity. There is no need to place multiple purchase orders for


XEROX®

Printers

In an effort to give Midwestern colleges and universities, state and local governmental, and not-for-profit entities more flexibility and choice in selecting the printers that meet their needs, MHEC underwent a Request for Proposals (RFP) process for printers.

Upon completion of the RFP process, MHEC selected Xerox as its approved vendor and entered into an agreement with Xerox that gives colleges, universities,

5-4



governments, and non-profits a significant discount on the purchase price of Xerox printers and supplies (excluding paper) at extremely competitive pricing.

Traditionally Xerox has offered top-of-the-line printers designed to provide state-of-the-art printing and print management services. As a result, entities using Xerox printers have been afforded more flexibility in finding networked printing solutions while saving money on the operational cost side of printing.

Under the MHECtech initiative, Xerox is offering savings on the acquisition cost of the printer as well Xerox's best pricing on single units.

Since the acquisition cost only represents a small component of the overall cost of ownership of a printer, the Xerox program offers printer supply items at significantly reduced prices. Through its relationship with MHEC, Xerox is now the competitive price leader in all phases of printing.

Software

MHEC's Computing Software Program continues to grow. In addition to the program with Novell, MHEC now also has agreements with Oracle and Trend Micro. MHEC has entered into these agreements to provide special pricing and terms to all colleges and universities in MHEC member states.

Sole source buying may be acceptable because of the special nature of some software packages or because an institution may currently use the software. Licenses may be purchased campus-wide or by department. In some cases personal use licenses are available.

Novell

Through a special master agreement with MHEC, Novell makes its full line of products and services available to Collaborative members at its highest education discount level. In addition, members receive corporate level service support, special training and professional development opportunities, and the latest information on best practices in higher education software. Some of the benefits include:

- ✓ Pricing for all institutions *regardless of size* at the highest Academic Licenses Agreement (ALA) discount level (100,000 FTE). Members typically realize financial savings ranging from \$3,000 to \$25,000 per year more than they could achieve individually. Members can purchase either Novell's *Value Bundle* (plus additional products if needed) or any four or more products *A La Carte* using Novell's standard ALA form and a special Collaborative Addendum.
- ✓ Just-in-time purchase of Premium Service Telephone Support Incidents without a minimum purchase requirement. Members receive one complimentary Premium Technical Service Telephone Support Incident at the time of their enrollment – an added value of more than \$500.
- ✓ Premium Service Technical Support (24/7 with 1 hour maximum initial contact rather than the usual 2 hour maximum). This service support is provided directly by Novell in the same manner as it provides service support to its large corporate accounts.
- ✓ Complimentary online support connection.

- ✓ 20% discount for Professional Resources Suite Subscription, Software Evaluation Library (SEL), Product Toolkits, and Support Resource Library.
- ✓ Special training workshops, technical information products seminars, and best practices activities.
- ✓ Access to a proprietary web site and listserv applications.
- ✓ Special opportunities to evaluate new or improved products introduced by Novell, sponsor a special advisory committee to advise Novell on product development, and recommend members to serve as alpha or beta testers as requested by Novell.
- ✓ Contract cannot be applied to previously purchased Oracle software, only new purchases.
- ✓ Annual increase in technical support capped at 4% per year.
- ✓ Minimum 35% discount on products ordered. Discounts of 50% are obtainable for orders totaling over \$2 million. However, no inter-institutional aggregation is allowed.
- ✓ 5-25% discounts are available on training, depending on the order size.
- ✓ Campus License Discount of 90-98.75% depending upon the size of the order and the specific products being ordered. The Campus License incorporates Oracle's entire core technology portfolio and is based upon the numbers of students, staff, and faculty at the campus. With no restrictions as to how many systems (existing or future) are deployed using the software. This may include the student record system, back office enterprise administrative software applications, online learning environments and dynamic web sites.

ORACLE

Oracle solutions are helping hundreds of higher education institutions across the country and around the world meet the challenges they face every day in recruiting, retaining and supporting the success of students; improving the efficient delivery of services; controlling costs; recruiting and retaining the best faculty and staff; ensuring compliance; and managing data security.

MHEC's agreement with Oracle includes the following benefits.

- ✓ Coverage for all public and not-for-profit higher education institutions in MHEC's eleven states.
- ✓ The contract term is for two years with up to three one-year extensions.

- ✓ Specific discounts for consulting and implementation services are not provided because they are situation dependent.

The MHEC-Oracle contract was not the result of a competitive RFP process; nevertheless state-funded schools should be able to use it for single-source acquisitions (such as the Oracle database) or contract extensions for existing Oracle products.

Property Insurance

The MHEC Master Property Program (MPP) was established in 1994 to broaden property insurance coverage, reduce program costs, and encourage improved asset protection strategies for colleges and universities in the eleven member states of the Compact.

Since its inception the program has evolved to focus on strategic growth, program stability, and creating member value.

The goals of the program are to:

- ✓ Secure broad insurance coverage and services to meet the special needs of its participating member institutions;
- ✓ Reduce program costs;
- ✓ Stabilize rates over time;
- ✓ Reduce program costs; and
- ✓ Provide group dividend returns when loss experience is favorable.

Coverage and service are the hallmarks of the MHEC Master Property Program. The program's broad manuscript form is responsive to higher education's unique property exposure while remaining flexible to meet individual member needs.

The program provides excellent engineering and loss control services tailored to the requirements and interests of each member institution as well as to the group as a whole. These services help institutions safeguard their capital assets and protect the long-term stability of the program.

The current program is sponsored by MHEC and overseen and directed by a committee of representatives

Lexington Insurance Company

Market Leadership Powered by the Spirit of Innovation™

MARSH CAPTIVE RESOURCES 

from member institutions.

The program is underwritten by insurance companies selected by the participating institutions. The primary carrier American International Group (AIG) administered by the service team of Marsh USA Inc. and Captive Resources LLC (CRI). MHEC provides the program coordination, member advocacy, and staff support.

Public and private nonprofit colleges, universities – including community and technical colleges – in MHEC Compact states are invited to apply for admission to the MHEC Master Property Program. Acceptance is contingent upon approval by the program's leadership committee, administrative team, and partner markets.

Currently, 43 primary policies are issued to member institutions, which equates to over 90 campuses participating in the program. The endorsed program underwriters provide insurance coverage for the participating institutions with total insured values of approximately \$56.9 billion.

A June 2004 agreement between MHEC and the Western Interstate Commission for Higher Education (WICHE) makes the program available to institutions in the West. The insured institutions will consider participation of institutions outside of MHEC states on a case-by-case basis.



The Trend Micro agreement is the first of its kind between MHEC and an antivirus provider. The agreement allows institutions to purchase Trend Micro's full range of antivirus, anti-spam, anti-spyware, and content security solutions, which can protect all aspects of an institution's IT network, servers and personal computers.

MHEC's Trend Micro Program offers institutions several benefits.

- ✓ Significant discount on Trend Micro's award-winning antivirus and content security software and hardware appliances;
- ✓ MHEC institutions can purchase Trend Micro products at a significant discount beyond Trend Micro's normal Academic pricing;
- ✓ Easier process for purchasing antivirus products; and
- ✓ Contract award following competitive bid process.

Telecommunications

For years MHEC has provided low-cost access to a wide range of telecommunication products and services. Participants have enjoyed considerable cost savings and access to high-end technologies and avoided costly RFP processes.

Through MHEC's membership in the national alliance – the ATAlliance – telecom contracts are provided through MiCTA.

Major vendors providing telecommunication services are Quest, Sprint, and Verizon. Check www.atalliance.org for more information. MHEC will continue to honor the contracts through their expiration dates.





MHEC cost savings programs continue to be used extensively. Cumulative savings totaled \$194.5 million through June 2006.

	(millions)
	\$43.5
▪ Computing Hardware and Software	30.6
▪ Property Insurance	101.6
▪ Telecommunications	<u>18.8</u>
▪ Other Initiatives*	\$194.5
Total	

Student
Access

MHEC
eTranscript INITIATIVE



A Midwestern Higher Education Compact Program



Docufide

<http://eti.mhec.org>

House Education Committee

Date: 1-16-08

Attachment # 6

Initiative Background

Initiative Background & Overview

The MHEC e-Transcript Initiative (ETI) offers a mechanism to facilitate the transfer of student information between MHEC's public and private high schools and to MHEC's public and private colleges and universities in a consistent format, as well as enable transfer among all participating MHEC postsecondary institutions. The ETI is unprecedented in its size and completeness of offering and can be a major time, cost and resource savings for all MHEC participants.

The e-Transcript service requires no complicated technical integration, nor does it impose any standard the school's technology does not already support. A typical high school can be implemented in less than an hour, including staff training. Once implemented, the service will offer high schools the ability to take all student requests online, processing transcripts to the selected destinations with a simple electronic "print" function. In addition to college admissions transcripts, the service allows schools to request and send transfer transcripts among participating high schools, and includes

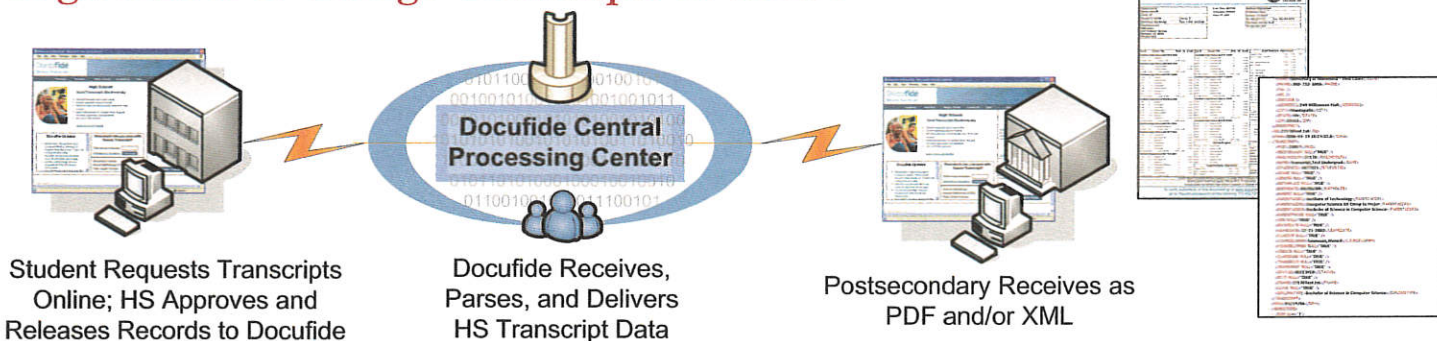
many additional features, such as a comprehensive college and high school contact/profile directory, electronic Secondary School Reports (eSSR's) and full-featured reporting.

MHEC colleges and universities are able to set up the service in 5-10 minutes to electronically receive transcripts from all participating schools. Electronic transcript receipt is free to all postsecondary institutions. The service will also provide postsecondary schools with the ability to process enrolled and alumni student requests, sending them electronically to other MHEC participants, as well as any destination nationwide.

Eligible Participants

All high schools and public and private non-profit colleges, universities, community colleges, technical colleges and statewide higher education agencies in MHEC member states are eligible to participate in the e-Transcript Initiative.

MHEC ETI Core Services: High School to College Transcripts & eSSR's



WORKFLOW

- All student and alumni transcripts now requested online
- School views and approves all requests online, maintaining complete control of student records releases
- All records are sent directly to Docufide through SSL encrypted connection to secure processing center where data is parsed/saved as XML
- Real-time reporting and automated student confirmation messages included
- Transcript & eSSR (if applicable) delivered to college in format they preselect (PDF/XML)

BENEFITS

- Trusted intermediary facilitates rapid region-wide implementation working with all disparate student systems
- Critical mass of users attained in 3-6 months per state
- Full service, not point-to-point - transcripts are delivered to any destination
- No maintenance or support required by sender or receiver; student support provided by Docufide (no more support calls!)
- No hardware necessary
- Participation (and adoption of standards) available to all schools, not just a few large ones

Initiative Benefits

Regional Benefits

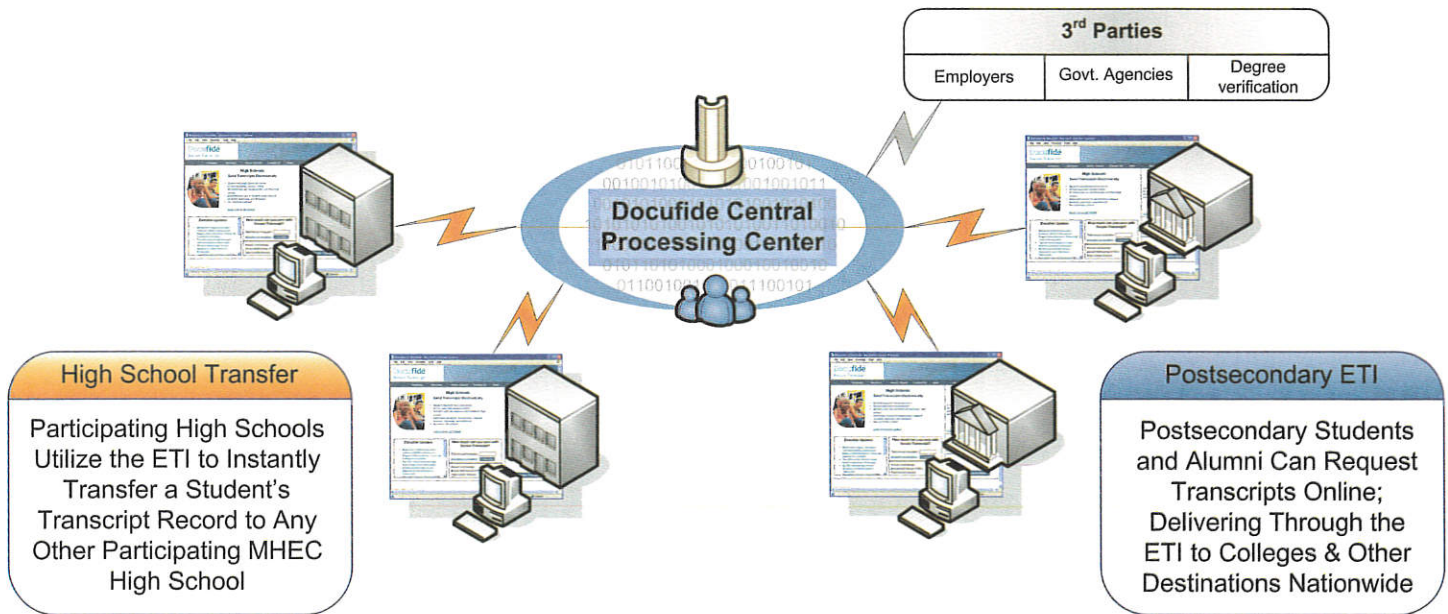
- Transfer between MHEC ETI members at reduced or no cost
- Participation in MHEC ETI Project Advisory Committee (PAC)
- Access to product upgrades and enhancements
- Standardized transcript format and data possible across all MHEC ETI member schools
- Best negotiated discount available without the need for separate state-by-state RFP's

Derivative Benefits

Numerous applications and benefits can follow the implementation of the MHEC ETI:

- Normalizing of GPAs across all applicants
- Automated first-pass filtering of incoming applications
- Diploma audits tracking students progress towards state graduation standards
- Detailed longitudinal tracking of schools, courses, grades vs. college performance
- Scholarship eligibility and tracking
- Loan application data

Additional MHEC ETI Core Services: High School to High School, College to College & 3rd Party Transfers



"Docufide has been an incredible resource to our school and school district (10,000 High School Students). Docufide is sincerely one of the best technology/educational support organizations I have had the pleasure to associate in my past 23 years in education."

- Dr. Randall W. Peterson, Associate Principal, Eastview High School, MN

Initiative Detail

How to participate

Postsecondary institutions can immediately begin benefiting from the ETI by registering to receive electronic transcripts – visit: <https://securetranscript.docufide.com/ri>. Once registered, they will immediately begin receiving transcripts electronically from high schools throughout the Midwest and nationwide that are already utilizing Docufide's Secure Transcript™. Participating institutions receive transcripts in a PDF electronic format, and shortly in the PESC standard XML format (from schools with compliant transcript output). Additionally, registered schools will gain access to school contact and profile information, and will benefit from automatic student confirmation emails (when transcripts are downloaded) and comprehensive reporting. Registering to receive electronic transcripts takes less than 10 minutes and allows for free, unlimited receipt of transcripts from all participating high schools nationwide.

To learn more about how your state can participate in the ETI or to schedule a personal webinar, please contact Jennifer Dahlquist, director of student access, at 612-626-1602 or jenniferd@mhec.org.

About MHEC

One of four interstate compacts in the nation devoted to improving the quality of higher education in its region, MHEC is the Midwest's largest interstate resource-sharing commission for higher education. MHEC accomplishes this through three core functions: cost savings programs, student access and policy research. The member states of MHEC are Illinois, Indiana, Iowa, Kansas, Michigan, Minnesota, Missouri, Nebraska, North Dakota, Ohio and Wisconsin.

MHEC's Student Access Advisory Committee (SAAC), composed of a variety of individuals across the MHEC region, such as college and state higher education administrators, legislators, MHEC Commissioners and representatives from national organizations, is charged with exploring student access opportunities for the MHEC region. In the winter of 2006 the SAAC released a Request for Proposal (RFP) for a region-wide electronic transcript initiative and unanimously selected Docufide as the winning vendor.

MHEC's RFP Advantage

MHEC alleviates the need for its member states to conduct an RFP. MHEC has been extremely fortunate in enlisting the help of institutional and state representatives to assist in guiding its RFP processes. Whenever MHEC invites proposals from national vendors, the high quality of the RFP criteria and capabilities conceptualized by the program committees, such as the Student Access Advisory Committee, have been strong negotiating points in accomplishing program agreements.

One of MHEC's primary policies is to make all of its programs available to all sectors of higher education, from community and technical colleges to large research universities. This serves the dual purpose of creating a massive pool of potential purchasers whenever MHEC issues an RFP, as well as leveraging the best opportunities for institutions, systems and consortia.

"Docufide has been highly responsive and effective in addressing the planning, rollout and ongoing support and enhancements to Indiana's e-Transcript Initiative.

We believe, from our experience with Docufide, that their technology, services, and staff combine to deliver the best available solutions to suit the needs of all participants, making them an ideal choice for delivering a region-wide electronic transcript exchange."

*- Stan Jones, Commissioner
Indiana Commission for Higher Education*

About Docufide

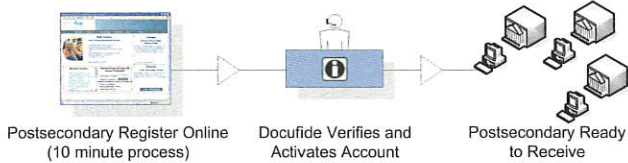
Docufide is the leading provider of Educational Records Management services. Its flagship service, Secure Transcript, manages the ordering, processing, and secure delivery of student transcripts for secondary and postsecondary institutions nationwide. Docufide serves as the trusted intermediary for high schools in 18 states delivering transcripts to-date to over 1,700 colleges and universities throughout the country.

Cost Savings Potential

3 Steps to Statewide Rollout

Implementation Overview

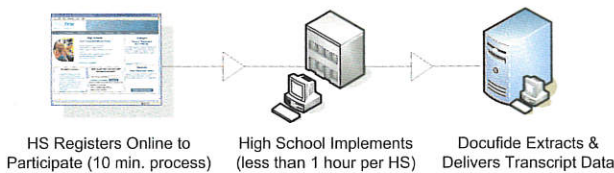
Step 1: Register Postsecondary to Receive



Benefits

- All institutions setup to receive in weeks versus months/years
- Transcripts available as PDF and/or XML
- Guidance evaluation, school reports, & letters of rec. also available electronically
- No hardware or software needed

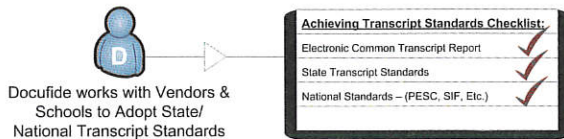
Step 2: Implement High Schools



Benefits

- All high schools can implement concurrently, accomplishing statewide rollout in months versus years
- Unique, non-invasive approach to records capture keeps schools in control
- Transcript data sent as PDF or XML, per receiving institution's preference

Step 3: Data Standardization



Benefits

- Project Advisory Committees quickly work to define state standard transcript parameters
- Docufide works with vendors & schools to align to state and national standards, utilizing in-place common transcript reports
- Eases transition to standards adoption while decreasing timeline to statewide compliance

"Finally, a cost free, no hassle way to move our admissions office towards a paperless transcript process."

"We've never experienced a service that required so little time and effort in exchange for the extensive benefits we derive."

- William E. Laffey, Associate Director of Admissions, Northern Michigan University

Cost Savings Potential

By participating in the e-Transcript initiative, MHEC schools not only save time and improve processes, but also recoup an estimated \$6.70 per paper-based transcript processed (DOE/NCES study on cost per transcript to secondary/postsecondary schools). With an average of 6 transcripts per student being requested, that adds up to over \$40 per college bound student. Postsecondary institutions will also see a savings, calculated at over \$9 per incoming high school transcript. All schools participating in the MHEC ETI will achieve substantial savings over the processing of paper and mail based transcripts.

The table summarizes MHEC ETI estimates for the savings available to MHEC schools (public and private high schools and colleges to send and receive) through the adoption of electronic transcripts. The savings will increase even more when colleges receive and process standardized XML.

In addition to time and cost savings provided through the adoption of the ETI's core electronic transcript services, schools will also gain the ability to deliver transfer transcripts to any other high school participating in the initiative. This capability to deliver a standard format transcript between participating high schools (independent of their SIS type) is the first of its kind and will vastly improve the timeliness and accuracy of transfer student placement.

	ANNUAL AMOUNT SPENT ON TRANSCRIPT PROCESSING	ANNUAL SAVINGS POSSIBLE WITH MHEC E-TRANSCRIPT
High School (send & receive)	\$33,000,000	\$24,800,000
Average per High School	\$5,450	\$4,000
College (send & receive)	\$235,000,000	\$77,000,000
Average per college	\$252,000	\$82,000
Total per All Schools	\$268,000,000	\$101,800,000

6-5

Student Access

The Midwestern Higher Education Compact recognizes that access to postsecondary education and training is essential for individual success and critical to the development of Midwestern states, the region and the nation. Therefore, MHEC continues to look for ways to address improved access to postsecondary education for Midwest citizens. For more information on MHEC's work in student access, please visit www.mhec.org/index.asp?pageID=page_9.htm or contact Jennifer Dahlquist, director of student access.

MHEC is a nonprofit regional organization established by compact statute to assist Midwestern states in advancing higher education through interstate cooperation and resource sharing. Member states are: Illinois, Indiana, Iowa, Kansas, Michigan, Minnesota, Missouri, Nebraska, North Dakota, Ohio and Wisconsin.

MHEC seeks to fill its interstate mission through programs which:

- enhance productivity through reductions in administrative costs
- encourage student access, completion and affordability
- facilitate public policy analysis and information exchange
- facilitate regional cooperation
- encourage quality education programs and services in higher education
- encourage innovation in the delivery of educational services

For further information regarding the MHEC e-Transcript Initiative, please contact:

Jennifer Dahlquist, Director of Student Access
Midwestern Higher Education Compact
Phone: 612-626-1602 or E-mail: jenniferd@mhec.org

John O'Connell, Project Manager
Docufide, Inc.
Phone: 612-926-0170 or E-mail: mhecinfo@docufide.com



© August 2006

Midwestern Higher Education Compact.

All Rights Reserved.

1300 South Second Street, Suite 130
Minneapolis, MN 55454-1079

6-6


Advancing education through cooperation



Midwestern Higher Education Compact



House Education Committee
Date: 1-16-08
Attachment # 7



Achieving together what is difficult to do alone

The Midwestern Higher Education Compact (MHEC) is one of four statutorily-created interstate compacts created for the purpose of advancing higher education through cooperation and resource sharing. MHEC was established in 1991 and serves Illinois, Indiana, Iowa, Kansas, Michigan, Minnesota, Missouri, Nebraska, North Dakota, Ohio, and Wisconsin.

The Compact fulfills its interstate mission through three core function of cost savings, student access, and policy research by:

- reducing administrative costs;
- encouraging student access, completion and affordability;
- facilitating public policy analysis and information exchange;
- enhancing regional academic cooperation; and
- encouraging quality educational programs and services in higher education.

MHEC programs save millions

During the last decade the Compact has undertaken several different initiatives to increase productivity, reduce administrative costs, and increase student access – saving states and citizens over \$308 million.

Each member state appoints five individuals to a 55-member governing body of legislators, higher education leaders, and governors' representatives. Member state obligations, program fees, and foundation grants finance MHEC activities and support initiatives to increase regional collaboration and achieve outcomes that could not be realized by institutions and systems acting independently.


"I instantly saved a ridiculous amount of money by using the MHEC contract."

*Al Stern, Director of Central Hardware Systems and Network Storage
University of Dayton, Ohio*

MHEC program delivers best prices on brand name technology – saving \$16.5M

MHEC's Hardware Program enables institutions and other government entities and individuals to obtain competitive pricing on desktops, laptops, printers, and other hardware. The program saved entities over \$16.5 million in FY 2007. A special feature of the program gives institutions even better pricing on pre-configured computer bundles for use in colleges and universities. The MHEC Hardware Program saves institutions money and simplifies the purchasing process by alleviating the need to conduct a Request for Proposal (RFP). Products are currently available from Dell, Gateway, Hewlett Packard, Lenovo, MPC, and Xerox. Other vendors will be added in the coming year.

Great returns on investments in higher education for MHEC states



Cumulative savings through June 2007

7-2

Doing more with less to deliver the best solutions for higher education

MHEC makes software even more affordable – saving \$1.7M

Oracle In a landmark agreement early in 2007 MHEC made the entire Oracle catalog available to institutions within MHEC member states at a significant discount.

Trend Micro Today's campuses must have anti-virus programs and related security software products. Trend Micro's aggressive pricing in its 2007 agreement with MHEC signals their interest in the higher education market space.

The **Novell/MHEC** Higher Education Collaborative allows participating institutions of all sizes to receive the best pricing Novell has to offer on software licensing, training, and technical support. Since its inception, the Novell/MHEC Collaborative has saved colleges and universities over \$7.5 million.

MHEC provides comprehensive property insurance - saving \$8.1M

Since 1994 the Compact has secured better property insurance rates for members of the MHEC Master Property Program (MPP) by offering broad property coverage for higher education institutions and by addressing individual institutional needs. MPP has saved its members \$8.1 million in FY 2007. In 2004 MHEC and the Western Interstate Commission for Higher Education (WICHE) reached an agreement to allow WICHE member institutions to join MHEC's MPP on a case-by-case basis where it is mutually beneficial to participating members. The program has been compared to a Fortune 500 company since it currently underwrites over \$57.3 billion in total insured values at over 100 campuses in seven MHEC states and six WICHE states.

With the Master Property Program as the model, the MHEC Risk Management Committee launched a package insurance concept in 2004. This risk management solution is for the smaller institutions that typically buy their property and casualty insurance together.



MHEC offers access to quality, affordable telecommunications – saving \$5M


MHEC provides low-cost access to a wide range of telecommunication products and services through the ATAlliance using the services of MiCTA (www.mictatech.org). Participants enjoy considerable cost savings, gain access to high-end technologies, and avoid costly RFP processes. Through this national alliance, experts from Midwestern colleges, universities, and state agencies join with those from other regions of the country to address the technology needs of higher education. The ATAlliance can act as a strong voice for education, shaping technology policy and standards, and facilitating the sharing of expertise across the nation. The program saved entities over \$5 million in FY 2007. Look for significant changes in this program in 2008.

“As the newest member of MHEC, Iowa is just starting to realize the wide range of membership benefits. The collaboration with other Midwestern states regarding higher education issues is extremely valuable to policy makers.”

*Jodi Tymeson, State Representative
Iowa General Assembly*

7-3






MHEC expands college access for Midwestern students

MHEC recognizes that access to postsecondary education and training opportunities is essential for individuals to succeed and is critical to the civic and economic development of Midwestern states, the region, and the nation. Therefore, a regional commitment to postsecondary access is significant given the need to become more competitive as a region in an emerging global economy, demographic shifts in the number of high school graduates, gaps in educational attainment rates among racial and ethnic groups, and an increasing interest in higher education from political leadership.

The Midwest Student Exchange Program (MSEP) is one way MHEC helps improve student access. Since 1994, MSEP has provided more affordable educational opportunities for students to attend out-of-state institutions, saving 20,482 students over \$82 million in tuition. MSEP serves as the Midwest's largest multi-state tuition reciprocity program. Over 140 campuses from the participating states of Kansas, Michigan, Minnesota, Missouri,

{ ...saving
20,482 students over
\$82M in tuition }



Nebraska, North Dakota, and Wisconsin have opened their college doors to each other's citizens at more affordable rates. Public institutions enrolling students under MSEP agree to charge up to 150% of the in-state resident tuition rate for specific programs; private institutions offer a 10% reduction on their tuition rates.

When states join the program, colleges and universities in the state may voluntarily join MSEP and can tailor the program to their individual campus needs, including admission requirements and available programs of study. For example, an institution can use MSEP to manage enrollment by including only the degree programs where increased enrollment is desired.

MHEC eliminates barriers to college access

The MHEC e-Transcript Initiative (ETI) facilitates the transfer of student information between MHEC's public and private high schools to MHEC's public and private colleges and universities in a consistent format. ETI also enables the transfer of student information among all participating MHEC postsecondary institutions. Since the ETI is able to offer statewide solutions, the

ETI is unprecedented in its size and completeness of offering and is a major time, cost, and resource savings for all MHEC participants.



Numerous applications and benefits include:

- Normalizing GPAs across all applicants;
- Automated first-pass filtering of incoming applications;
- Tracking students progress towards state graduation standards;
- Tracking schools attended, courses taken, grades earned, and college performance;
- Scholarship eligibility and tracking; and
- Loan application data.

"MSEP has made it possible for me to attend a university that caters to my major of choice. The state I'm from does not offer the major I'm pursuing. (Without MSEP) I would not be able to afford college."

Amanda, Nebraska resident


Wichita State University Student



MHEC informs policy decisions through research and analysis. MHEC informs public policy decision making by producing state and regional, quantitative and qualitative data. The research and analysis agenda developed under the Compact's leadership responds to current trends, issues of general concern, and constituents' specific and individual data needs. Recognizing that postsecondary policy issues and options may vary across states, MHEC provides its constituents with regional information and data tailored to each state's unique situation.

In addition to serving as a vehicle for regional data exchange, MHEC encourages and facilitates dialogues between policymakers and postsecondary education leaders in the region. Specific services include:

- Preparing policy briefs on timely and perennial issues using comparative state data;
- Presenting policy reports and commissioned work devoted to policy issues affecting the region; and
- Hosting forums and summits for policymakers, educators, business leaders and others to discuss best practices, policy options, and challenges and opportunities for individual states and the region.



MHEC provides an online library of information resources. MHEC also manages an online postsecondary education resource library. The Midwest PERL, developed with support from Lumina Foundation for Education, meets the ongoing data and policy-research needs of MHEC constituents through two complementary databases:

- State-specific data for MHEC states available in a printable .pdf format and downloadable in Excel spreadsheets for tailored analyses; and
- Links to downloadable reports, articles, and other publications searchable by issue, sector, and institutional type.



MHEC's Collaborative efforts link education to expanded opportunity, workforce development, and economic growth

As an example of its role as a catalyst for advancing education through collaboration, MHEC recently concluded a three-year initiative to grow and sustain a strong Midwestern economy through integrating education and training systems with current and future workforce needs. The Midwestern Education to Workforce Policy Initiative was a joint effort of MHEC and The Council of State Governments' Midwestern Legislative Conference (MLC) and Midwestern Governors Association (MGA). Supported through generous funding from Lumina Foundation for Education, the initiative facilitated the work of intrastate teams of legislators, governors, educators, and business leaders to address the need to link P-16 education and workforce development efforts to generate a thriving, 21st century economy in the Midwest.

Through workshops, state roundtables, and policy resources, MHEC and its partners helped participating states to assess needs, inventory existing policies and programs, and develop action plans given each state's unique economic, social, political, and cultural context. Participating states in the project were Indiana, Illinois,


Iowa, Kansas, Kentucky, Michigan, Minnesota, Missouri, Nebraska, North Dakota, Ohio, South Dakota, and Wisconsin. The target populations for the initiative included both traditional-age students preparing for a career and working adults in need of retooling, retraining, and further education.

MHEC's newest collaborative effort is its participation as a partner organization in *Making Opportunity Affordable: Reinvesting in College Access and Success*, an initiative of Lumina Foundation for Education

The initiative aims to help states and institutions increase the percentage of college-educated adults by promoting cost containment and strategic investment of resources in student success. MHEC has been identified as an initiative partner that can bring unique expertise and sustained commitment to this effort. MHEC will assist Lumina Foundation and its managing partners at Jobs for the Future to engage policymakers and key stakeholders in difficult yet critical dialogue about investing resources to achieve results and arrive at consensus about new and improved ways of educating students.

"You can attend a MHEC meeting and get the same information that you would at a national organization's meeting, without the "posturing" and over a shorter period of time. Even the keynote speakers can be the same at MHEC as at the others. The MHEC meetings have the added feature that a significant percentage of attendees are state legislators, which is not the case at the national higher education organizations' meetings."

Dr. Thomas F. George, Chancellor
University of Missouri-St. Louis



The Midwestern Higher Education Compact (MHEC), one of four interstate compacts in the nation, was created by Midwestern state legislators and governors to improve the effectiveness and efficiency of higher education through cooperation and collaboration. Through its unique governance structure, MHEC enjoys the strong support of state legislators, gubernatorial cabinet members and advisors, members of institutional and state-level higher education governing boards, and other higher education leaders at the state, system, and institutional levels representing both public and private institutions. MHEC fulfills its mission through three core functions: 1) Cost Savings Initiatives, 2) Student Access and 3) Policy Research.

Cost Savings

We are proud of MHEC's accomplishments, especially the \$308 million our states and citizens have saved through MHEC's cost savings initiatives since 1991. MHEC serves as a strong partner to Midwestern states, working to provide quality higher education with finite resources. Many of MHEC's cost savings programs can be used by K-12 school districts, municipal governments, and not-for-profit organizations as well, which extends the value MHEC provides to its member states.

Student Access

MHEC also provides savings to students and families through MHEC's Midwest Student Exchange Program, which improves access and choice through reduced tuition at more than 140 participating institutions. MHEC is also leading an electronic transcript initiative to reduce the cost and streamline the process of applying to college and transferring between colleges.

Policy Research

MHEC demonstrates value to its member states by providing legislators, governors, higher education trustees, and college and university leaders with research and analysis of important postsecondary policy issues and trends. MHEC convenes policy summits and workshops to bring state and higher education leaders together to discuss key issues and develop strategies to address short- and long-term challenges and opportunities. For example, MHEC recently concluded a three-year initiative with The Council of State Governments-Midwest to help policymakers create ways to develop and sustain an educated workforce in the face of demographic and related economic challenges.

We hope you will join us in supporting MHEC's efforts to advance education through cooperation and collaboration. Together we can expand and improve higher education opportunities in our states and strengthen the economic vitality of the Midwest.



Sincerely,
Senator Charlie Shields
Majority Floor Leader, Missouri State Senate &
MHEC Chair



Larry A. Isaak
President



Midwestern Higher Education Compact

1300 South Second Street, Suite 130, Minneapolis, MN 55454-1079
Phone: 612-626-8288 Fax: 612-626-8290, E-mail: mhec@mhec.org

Visit MHEC's website at: www.mhec.org

For cost savings purchases of computing hardware, software and telecommunications products and services, go directly to www.mhectech.org

For state-specific data on MHEC member states and links to policy reports and scholarly articles searchable by issue, sector and institutional type, please visit the Midwest PERL at <http://perl.mhec.org>

For an interactive, searchable database of all institutions participating in the Midwest Student Exchange Program, please visit the MSEP Access Navigator at <http://msepmhec.org>

MHEC extends a special thank you for the photos contributed by the following: Ferris State University (MI), Kent State University (OH), Wayne State College (NE), the state of Wisconsin and the state of Minnesota.

7-8

Cumulative Cost Savings

6-9

Cumulative Savings for MHEC Member States through June 2007

Member States	Cost Savings Programs						Student Access	Savings		
	Computing Hardware Program ²	Computing Software Program ³	Master Property Program (Insurance) ⁴	Office Products Program ⁵	Telecom & Technology ATAlliance Program ⁶	Other Initiatives ⁷	Midwest Student Exchange Program (Reduced Tuition) ⁸	Cumulative STATE GROSS SAVINGS	Cumulative State Commitment Paid through 11/01/2007	Cumulative STATE NET SAVINGS
Illinois IL August 20, 1991	17,489,130	2,015,627	8,528,999	237,304	9,379,667	6,055,215	NA	43,705,943	1,014,659	42,691,284
Indiana IN March 14, 1996	10,227,882	836,933	NA	194,899	4,890,364	273,308	NA	16,423,387	841,500	15,581,887
Iowa ¹ IA June 6, 2005	371,855	67,165	NA	139,661	91,710	NA	NA	670,391	180,000	490,391
Kansas KS April 25, 1990	555,630	389,444	289,940	34,905	2,699,093	291,264	29,913,315	34,173,592	1,015,500	33,158,092
Michigan MI April 24, 1990	11,009,907	1,283,535	7,595,646	26,701	40,738,997	2,457,168	10,417,068	73,529,022	1,015,500	72,513,522
Minnesota MN April 26, 1990	1,194,427	596,142	7,504,818	48,608	7,083,901	3,743,565	3,997,049	24,168,510	1,015,500	23,153,010
Missouri MO May 9, 1990	4,058,718	588,006	9,915,624	76,494	4,008,973	1,399,463	12,693,099	32,740,378	1,015,500	31,724,878
Nebraska NE June 5, 1991	964,217	157,497	4,896,214	248	2,012,539	115,132	23,482,767	31,628,613	1,015,500	30,613,113
North Dakota ND April 22, 1999	113,700	137,632	NA	696	971,326	28,800	585,337	1,837,491	667,500	1,169,991
Ohio OH January 9, 1991	5,886,424	1,387,077	45,000	398,405	28,648,349	3,151,531	NA	39,516,785	1,015,500	38,501,285
Wisconsin WI April 18, 1994	2,365,675	89,826	NA	3,719	6,122,857	620,887	1,133,474	10,336,437	875,000	9,461,437
TOTAL	\$54,237,565	\$7,548,885	\$38,776,240	\$1,161,640	\$106,647,777	\$18,136,333	\$82,222,109	\$308,730,548	\$9,671,659	\$299,058,889

Notes:

¹ Hardware program savings include those from Dell, Gateway, MPC, and Xerox.

² Software program savings are from the Novell/MHEC Collaborative Program.

³ Based on premium & loss information as of June 30, 2007

⁴ Office Products Program (Jan. 2005 - June 2007)

⁶ ATAlliance estimated savings for joint programs with the other regional higher education compacts and MICTA

⁷ Sunsetting Programs: Academic Position Network, Academic Scheduling, Equipment Maintenance Management, Natural Gas, and MHEC Interactive Video

⁸ Student tuition savings through the academic year 2006-2007

12-Month Savings

MHEC Program Savings for 12 Months

State	What States Pay 2006-2007	What States Save		Where States and Citizens Save					
	Member State Annual State Commitment to MHEC	Total Annual Savings	Net Annual Savings	Cost Savings Programs					Student Access
				Computing Hardware Program ²	Computing Software Program ³	Master Property Insurance Program ⁴	Office Products Program	Telecom & Technology ATAlliance Program ⁵	Midwest Student Exchange Program ⁶
Illinois	90,000	8,266,839	8,176,839	5,340,772	374,998	1,895,417	80,458	575,193	NP ⁷
Indiana	90,000	2,802,765	2,712,765	2,180,409	182,085	NP ⁷	73,177	367,093	NP ⁷
Iowa ¹	90,000	421,786	331,786	275,736	40,026	NP ⁷	47,847	58,177	NP ⁷
Kansas	90,000	3,545,528	3,455,528	286,756	131,163	58,440	26,104	136,042	2,907,023
Michigan	90,000	10,520,252	10,430,252	3,988,609	302,295	2,022,869	0	2,407,182	1,799,297
Minnesota	90,000	2,357,107	2,267,107	359,121	126,641	1,185,164	12,896	32,195	641,091
Missouri	90,000	5,464,554	5,374,554	940,190	201,004	2,194,209	34,343	201,734	1,893,073
Nebraska	90,000	4,344,658	4,254,658	145,130	34,895	838,224	53	95,876	3,230,481
North Dakota	90,000	250,621	160,621	43,450	27,853	NP ⁷	197	0	179,121
Ohio	90,000	3,193,569	3,103,569	1,840,095	267,939	NP ⁷	122,097	963,439	NP ⁷
Wisconsin	90,000	2,535,959	2,445,959	1,176,165	25,644	NP ⁷	860	199,817	1,133,474
Program Totals	\$990,000	\$43,703,639	\$42,713,639	\$16,576,433	\$1,714,544	\$8,194,322	\$398,032	\$5,036,749	\$11,783,560

Footnotes:

² Hardware program savings include those from Dell, Gateway, MPC, and Xerox

³ Software program savings are from the Novell/MHEC Collaborative Program, Oracle and Trend

⁴ Based on premium & loss information as of June 30, 2007

⁵ ATAlliance estimated savings for joint programs with the three other regional higher education compacts and MICTA

⁶ Student tuition savings for the academic year 2005-2006

⁷ Non-participating state for 2006-2007

HOUSE EDUCATION COMMITTEE
COMMITTEE ACTION INDEX

As of 1.15.08

BILL NUMBER		SUBJECT	DATE OF HEARING/ DISCUSSION	DATE OF FINAL ACTION BY FULL COMMITTEE	
HB 2017	LEPC	English for speakers of other languages (ESOL) commission; preparation of beginning teachers to teach English language learners.	1.17.07		
HB 2022	Otto	School district board members; restrictions on school district work.	1.23.07	2.9.07 - NAT by Committee	
HB 2063	Otto	School districts; transportation of pupil residing one mile or more from school.	2.6.07		
HB 2092	Otto	School districts; pupils who are nonresidents of the state.	2.6.07	2.9.07 - NAT by Committee	
HB 2200	Re-referred	Obscenity; no longer a defense to the crime if used for instructional purposes in schools K through 12.		3.1.07 NAT by Committee	
HB 2223	Colloton	School districts; ESOL grants.	2.7.07		
HB 2253	Kinzer	School districts; special needs scholarship program.	2.15.07		
HB 2275	Storm	Schools; vending machines.	2.13.07		
HB 2276	Colloton	School districts; levy authorized for districts which spend under the average per pupil.	2.8.07		
HB 2325	Myers	Student publications; monitoring committee.	No hearing		

House Education Committee
Date: 1-16-08
Attachment # 8

BILL NUMBER		SUBJECT	DATE OF HEARING/ DISCUSSION	DATE OF FINAL ACTION BY FULL COMMITTEE	
HB 2337	Aurand/Post Audit	School districts; at-risk pupils; under age 21.	2.20.07	2.21.07 NAT by Committee	
HB 2338	Aurand/Post Audit	School districts; school finance; at-risk weighting calculated on an FTE basis.	2.20.07	2.21.07 NAT by Committee	
HB 2339	Otto	School district; contingency reserve fund; increases over next five years.	No hearing		
HB 2347	Flaharty	Teachers; teacher education programs; licensure requirements; needs of gifted learners.	2.16.07		
HB 2348	Flaharty	Kansas academy of mathematics and science; engineering and technology.	No hearing		
HB 2349	Flaharty	School districts; advance placement courses; reimbursements to school districts.	No hearing		
HB 2389	Faber	School districts; charter schools; appeal to state board if petition to establish or renew charter is denied.	2.16.07	2.20.07 NAT by Committee	
HB 2397	Otto	School districts; no-fund warrants; investigation by state board.	No hearing		
HB 2399	Colloton	School district; bilingual weighting determined on headcount.	No hearing		
HB 2420	Approp.	School districts; reimbursement for cost of providing special education.	No hearing		

BILL NUMBER		SUBJECT	DATE OF HEARING/ DISCUSSION	DATE OF FINAL ACTION BY FULL COMMITTEE	
HB 2442	House Ed	Teachers' contracts; notice of renewal, when.	No hearing		
HB 2450	Fed & State	School districts; compliance with federal education laws; tax levy.	No hearing		
HB 2604	LEPC/2010	School districts; establishing the continuing employment incentive grant program			
HB 2605	LEPC/2010	School districts; relating to school finance			
HB 2606	LEPC/2010	School districts; relating to special education and the costs thereof			
HB 2608	LEPC	School districts; relating to enrollment			
SB 22	Senate Ed	Teacher education matching grant program.	3.1.07	3.13.07 - Merged w/ SB 23	SB 23 in conference committee
SB 384	Ways and Means	Early childhood education services; study by LEPC and 2010 commission; administration; preschool teachers.	No hearing		Became HB 2310 and passed
HB 2090	Colloton	School districts; physical fitness tests; physical education goals.	2.13.07	2.20.07 BPA-Failed	2008 - HB 2607
HB 2093					Only items left re: assessed valuations.

HB 2123	Aurand	USD Transportation (2 nd count date for military added)			Remains in CC; 2 nd count date for military passed in HB 2159.
HB 2369	Vickrey, et al.	Autism scholarship program.	2.20.07 CANCELED		SB 138 passed that created the Autism Task Force (no scholarship included in SB406)
HB 2459	Kelley	School districts; character development programs.	No hearing		Passed in SB68
HB 2552	Approp	Postsecondary technical education authority.	2.27.07 W/drawn from Approp. - Ref to Ed.		HB 2556 passed with this in it.