

MINUTES OF THE SENATE FEDERAL AND STATE AFFAIRS COMMITTEE.

The meeting was called to order by Chairperson Senator Nancey Harrington at 10:30 a.m. on January 23, 2002 in Room 245-N of the Capitol.

All members were present except: Senator John Vratil, excused  
Senator Bob Lyon, excused

Committee staff present: Russell Mills, Legislative Research Department  
Dennis Hodgins, Legislative Research Department  
Theresa Kiernan, Office of the Revisor  
Nikki Kraus, Committee Secretary

Conferees appearing before the committee: Tracey Diel, Executive Director Kansas Gaming Agency and  
Acting Director of the Kansas Racing and Gaming  
Commission

Others attending: Please see attached

Chairman Harrington opened the meeting and invited Tracey Diel to the podium. Mr. Diel asked the committee for the introduction of a bill concerning race track breakage. He explained that race tracks pay winnings in increments of ten. He stated that if winnings equaled two dollars and fourteen cents, the four cents would be considered breakage. He stated that the breakage was then placed into certain accounts and is then by statute perforated into certain things. He stated that in the year 2000 a racetrack closed and that by statute fifty-percent of the breakage should have gone to an open stakes race; however, there was no opportunity to have such a race, and there are about eight thousand dollars which cannot be used. He stated that he would like an amendment so that the money could be dispensed whether through rules and regulations with the Kansas Racing and Gaming Commission or whatever the Legislature may deem appropriate because until that time the money will sit indefinitely unless the track re-opens and holds another race.

Senator Gooch asked Mr. Diel if the bill would allow Mr. Diel to do something without determining what that would be, and Mr. Diel confirmed.

Senator Gooch made a motion to introduce and Senator Brungardt seconded. The motion passed.

Mr. Diel presented "An Overview of the State Gaming Agency and the Kansas Racing and Gaming Commission". (Attachment 1)

Chairperson Harrington thanked Mr. Diel for his packet of information. (Attachment 2)

Senator Gooch asked Mr. Diel what is paid for out of the 2.2 million dollars the state received from the tribes. Mr. Diel responded that his organization does all of the background investigations for all of the gaming corporations that do business with the tribes. He stated that his organization does all of the background checks for all of the highest level and level two employees, does all renewals for all relicensing, has agents which go into the casinos daily to be sure that the casinos are complying with all of the regulations the tribes have passed and obeying Kansas law, investigate underage gambling, embezzlement, and other various criminal acts, and handles all of their communications equipment.

In response to questions from Senator Gooch, Mr. Diel stated that for background checks, his organization sends employees out to places where people being checked used to live, where products are manufactured, and where corporations are headquartered to thoroughly investigate them. He stated that there are currently twenty people employed in gaming and forty-five to fifty in racing. In response to a question from Senator Brungardt, Mr. Diel stated that due to the fiscal nature of the race tracks, they have agreed to a flat amount for charitable contributions. In response to a question from Senator Gooch, Mr. Diel explained to the committee that he is currently holding two titles because the head of the racing commission retired, so the governor asked him to oversee rather than bringing in someone new to a position which may be dissolved if the race tracks close. In response to a question from Chairperson Harrington, Mr. Diel stated that the

CONTINUATION SHEET

MINUTES OF THE SENATE FEDERAL AND STATE AFFAIRS COMMITTEE at on January 23, 2002 in Room 245-N of the Capitol.

commission is currently investigating some papers which have been turned over to it in order to determine if any rules and regulations have been broken.

Senator Gooch asked the committee for the introduction of a bill concerning the licensing of private security guards.

Senator Barnett made a motion to introduce and Senator Gilstrap seconded. The motion was passed.

Russell Mills, Legislative Research Department presented a sheet to the committee showing the contributions of Lottery funds to K-12 education in response to a question from the previous day from Senator O'Connor. (Attachment 3)

Chairperson Harrington stated that the committee might want to have the other commissioners come to meet the committee. Mr. Diel stated that the chairman lives in Topeka, so he was sure that he would be more than happy to come, even if other members were unable to make it.

The meeting was adjourned at 11:30 a.m. The next meeting is scheduled for 10:30 a.m. on January 24, 2002.

SENATE FEDERAL AND STATE AFFAIRS COMMITTEE  
GUEST LIST

DATE: January 23, 2001

NAME	REPRESENTING
George Banbee	IGT
Hillary Hayes	Federico Consulting
Quida Gritz	City of Frontenac
Kathy Benard	City of Frontenac
Sarah Payne	Hein + wein
Robert Jeanisai	Ruffin Companies
John C. Botterby	Ks Racing, LLC/Woodlands
Ed Van Patten	Kansas Lottery
Keith Kocher	Ks Lottery
Connie Burrs	Whitney D. Dameron, P.A.
Stephanie Buchanan	DOB
Arena D. Thompson	Stand Up For KS
Michelle Peterson	Ks. Governmental Consulting
Julie Hein	Hein + Wein Child
Tom Place	PMAA OF KS.
Dhi Bradley	KLBA

**KANSAS**  
STATE GAMING AGENCY

---



**TO:** Senate Committee on Federal and State Affairs  
Racing & Gaming Commission

**FROM:** Tracy T. Diel, Executive Director  
State Gaming Agency

**DATE:** January 23, 2002

**SUBJECT:** An Overview of the State Gaming Agency and the Kansas Racing and Gaming Commission

Good morning. For those of you on the Committee who do not know me, I am Tracy Diel, Executive Director of the State Gaming Agency (SGA). I have served in this capacity since December 30, 1996. In addition to those duties, I am presently the Acting Executive Director of the Kansas Racing and Gaming Commission (KRGC). A position I have occupied since September 1, 2000.

The two agencies are joined by statute and a common goal to monitor and regulate gambling in the State of Kansas. However, the two agencies have very little, if any, overlap in their missions or responsibilities. The SGA through the Tribal Gaming Oversight Act passed in 1996 is responsible for monitoring and "regulating" the tribal casinos and the Compacts which allow them to exist. By statute the agency is part of the KRGC and reports to it for the purposes of budget approval, personnel expansion and arbitration authorization. Prior to joining the KRGC, the SGA was part of the Department of Commerce and Housing. This transfer took place on July 1996. The KRGC is responsible for regulating parimutuel racing and wagering in the State of Kansas.

Presently, there are four (4) tribal casinos open and operating in the State. Together they account for 2400 electronic gaming devices (slot machines) and 82 live table games. There are two parimutuel racetracks open and operating year round. Both racetracks offer live greyhound racing, while only one offers live horse racing. Both racetracks offer greyhound and horse simulcast racing. In addition, there are two (2) county horse fair meets which operate on weekends during the late spring and summer, which offer parimutuel wagering on live horse racing.

I have attached copies of the racetrack statistics for Fiscal Year 2000. This information shows the amount wagered at each of the racetracks on live and simulcasting racing, the amount of purses offered, the number of race days and performances and the amount of tax revenue generated. In addition, the information enclosed shows the amount of charitable contributions provided by the racing charities the KRGC regulates and the amount of animal research grants awarded by the Commission every year. Under the terms of the Compacts with the Tribes, I cannot disclose the



amount of revenue generated by the tribal casinos or any other information provided to the SGA in accordance with the Compact. However, in accordance with the Compacts an audit of each gaming facility is provided to the SGA for review on a yearly basis.

Currently, the SGA has 21 FTE positions allocated to its operation. The primary focus of these positions is to perform background investigations on casino gaming employees, gaming manufacturers and distributors and monitor the casinos for compliance with the Compacts. The SGA is funded through an assessment process set forth in the Compacts. Under the terms of the Compact, the tribes are required to reimburse the State of Kansas for the reasonable and necessary costs of regulation. The approved FY 2002 budget for the SGA is \$1,263,127. This was divided equally among the four tribes and is then paid in three equal installments on specific days as set forth in the Compact. The KRGC has 43 FTE positions allocated to its operation. The primary focus of these positions is to regulate all aspects of the racetracks and to license all individuals who are involved in operating the facilities and participating in the parimutuel racing. The FY 2002 budget for the KRGC is \$3,183,697. The KRGC is funded through the parimutuel wagering tax. I have enclose a copy of the breakdown of the wagering dollar. Neither agency is funded through the State General Fund, with the exception of loan given to the SGA at the beginning of each fiscal year. This loan is then repaid to the State as the tribes' assessments are paid.

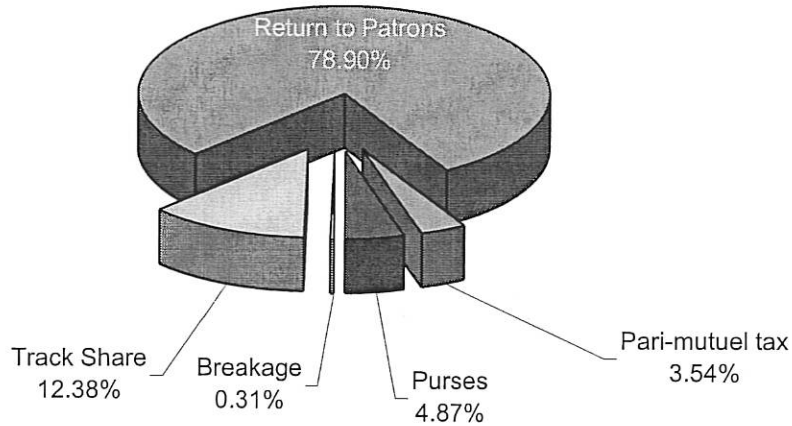
This has been a brief overview of the SGA and the KRGC. If the Committee has any questions, I will glad to address them at this time.



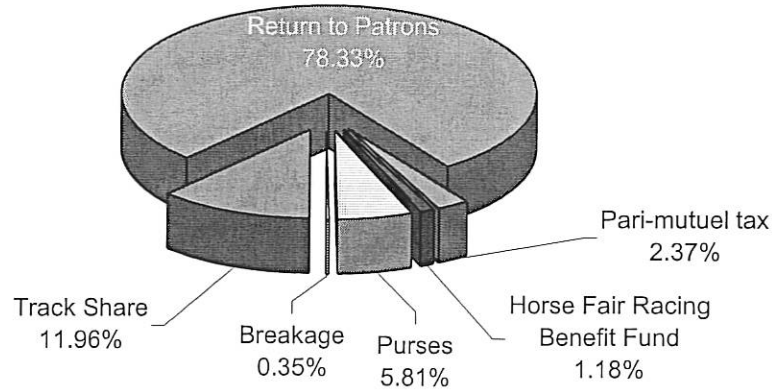
# The Wagering Dollar



## Live Racing - 2001



## Simulcast Racing - 2001



SnFedSt  
Attach # 2  
01/23/02

**KANSAS TRACK STATISTICS**  
for 2001

	Wichita Greyhounds	Wichita Simulcast	Wichita Horses (n/a)	Wichita Totals
Performances	287	6,916	-	7,203
Attendance	Wichita is no longer keeping attendance numbers			
Attendance Tax	\$ -	\$ -	\$ -	\$ -
Handle	\$ 12,204,006	\$ 28,052,219	\$ -	\$ 40,256,225
Pari-mutuel Tax	\$ 438,926	\$ 1,027,697	\$ -	\$ 1,466,623
Licensing Fees	\$ 12,135	\$ -	\$ -	\$ 12,135
Fingerprints	\$ 12,426	\$ -	\$ -	\$ 12,426
Fines	\$ 8,282	\$ -	\$ -	\$ 8,282

	Camptown Greyhounds	Camptown Simulcast	Camptown Horses (n/a)	Camptown Totals
Performances	-	-	-	-
Attendance	Camptown does not keep attendance numbers			
Attendance Tax	\$ -	\$ -	\$ -	\$ -
Handle	\$ -	\$ -	\$ -	\$ -
Pari-mutuel Tax	\$ -	\$ -	\$ -	\$ -
Licensing Fees	\$ -	\$ -	\$ -	\$ -
Fingerprints	\$ -	\$ -	\$ -	\$ -
Fines	\$ -	\$ -	\$ -	\$ -

	Woodlands Greyhounds	Woodlands Simulcast	Woodlands Horses	Woodlands Totals
Performances	300	6,942	52	7,294
Attendance	232,311		21,525	253,836
Attendance Tax	\$ 33,745		\$ 3,138	\$ 36,884
Handle	\$ 12,477,138	\$ 49,357,343	\$ 1,266,964	\$ 63,101,445
Pari-mutuel Tax	\$ 438,071	\$ 1,719,938	\$ 43,170	\$ 2,201,178
Licensing Fees	\$ 26,702	\$ -	\$ -	\$ 26,702
Fingerprints	\$ 14,981	\$ -	\$ -	\$ 14,981
Fines	\$ 10,691	\$ -	\$ -	\$ 10,691

	Eureka greyhounds (n/a)	Eureka Simulcast	Eureka Horses	Eureka Totals
Performances	-	37	20	57
Attendance	-	-	7,668	7,668
Attendance Tax	\$ -	\$ -	\$ 1,328	\$ 1,328
Handle	\$ -	\$ 159,256	\$ 349,440	\$ 508,696
Pari-mutuel Tax	\$ -	\$ 5,037	\$ 11,747	\$ 16,784
Licensing Fees	\$ -	\$ -	\$ 6,342	\$ 6,342
Fingerprints	\$ -	\$ -	\$ 1,353	\$ 1,353
Fines	\$ -	\$ -	\$ 2,550	\$ 2,550

(2 wkends-July)	Anthony greyhounds	Anthony Simulcast	Anthony Horses	Anthony Totals
Performances	3		3	6
Attendance	*		3,845	3,845
Attendance Tax	\$ -		\$ 951	\$ 951
Handle	\$ 49,299	\$ -	\$ 94,044	\$ 143,342
Pari-mutuel Tax	\$ 1,709	\$ -	\$ 3,185	\$ 4,894
Licensing Fees	\$ -	\$ -	\$ 908	\$ 908
Fingerprints	\$ -	\$ -	\$ 82	\$ 82
Fines	\$ -	\$ -	\$ 350	\$ 350

	Statewide Greyhounds	Statewide Simulcast	Statewide Horse	Statewide Totals
Performances	590	13,895	75	14,560
Attendance	232,311		33,038	265,349
Attendance Tax	\$ 33,745		\$ 5,417	\$ 39,162
Handle	\$ 24,730,443	\$ 77,568,818	\$ 1,710,448	\$ 104,009,708
Pari-mutuel Tax	\$ 878,706	\$ 2,752,672	\$ 58,102	\$ 3,689,480
Licensing Fees	\$ 38,837	\$ -	\$ 7,250	\$ 46,087
Fingerprints	\$ 27,407	\$ -	\$ 1,435	\$ 28,842
Fines	\$ 18,973	\$ -	\$ 2,900	\$ 21,873

Kansas Racing and Gaming Commission  
 Cumulative Track Data  
 J01 Race Year

2-3

PERFORMANCE:					HANDLE AND PAYOUT:								Live	Simulcast	
DOG	HORSE	DG	HR	TOTAL			Dog	Horse		Dog	T.B.	Q.H.	Handle	Handle	
SIMLCST	SIMLCST	LIVE	NUMBER	TOTAL	Simulcast		Simulcast	Simulcast	Live	Live	Live	Live	as %	as %	
PERFORM	PERFORM	PERFORM	OF RACES	HANDLE	Handle		Handle	Handle	Handle	Handle	Handle	Handle	of Total	of Total	
WDLDS		Dog	Hrse												
Jan-01	278	256	27	0	6,766	5,072,912	3,990,216	1,394,508	2,595,703	1,082,696	1,082,696	0	0	21.34%	78.66%
Feb-01	279	291	24	0	6,871	5,008,267	3,928,618	1,301,156	2,627,462	1,079,649	1,079,649	0	0	21.56%	78.44%
Mar-01	351	377	28	0	8,751	5,929,367	4,548,741	1,525,979	3,022,762	1,380,626	1,380,626	0	0	23.28%	76.72%
Apr-01	281	307	25	0	7,141	5,155,982	4,079,693	1,364,594	2,715,099	1,076,289	1,076,289	0	0	20.87%	79.13%
May-01	299	323	27	0	7,543	6,205,975	4,858,288	1,381,872	3,476,416	1,347,687	1,347,687	0	0	21.72%	78.28%
Jun-01	246	348	27	0	7,297	5,490,281	4,225,118	1,157,607	3,067,511	1,265,163	1,265,163	0	0	23.04%	76.96%
Jul-01	231	321	24	0	6,800	5,147,470	3,872,038	1,057,322	2,814,716	1,275,432	1,275,432	0	0	24.78%	75.22%
Aug-01	249	369	27	0	7,547	5,473,803	4,291,953	1,154,522	3,137,431	1,181,850	1,181,850	0	0	21.59%	78.41%
Sep-01	241	336	28	0	7,225	4,645,653	3,668,365	1,080,971	2,587,394	977,288	977,288	0	0	21.04%	78.96%
Oct-01	244	304	18	44	6,884	5,434,443	3,908,620	948,040	2,960,580	1,525,823	523,833	746,960	255,030	28.08%	71.92%
Nov-01	238	278	23	8	6,466	4,692,191	3,754,532	1,059,248	2,695,284	937,659	672,685	194,233	70,741	19.98%	80.02%
Dec-01	229	266	22	0	6,161	4,845,101	4,231,161	1,146,138	3,085,023	613,940	613,940	0	0	12.67%	87.33%
<b>Total</b>	<b>3,166</b>	<b>3,776</b>	<b>300</b>	<b>52</b>	<b>85,452</b>	<b>63,101,445</b>	<b>49,357,343</b>	<b>14,571,957</b>	<b>34,785,386</b>	<b>13,744,102</b>	<b>12,477,138</b>	<b>941,193</b>	<b>325,771</b>	<b>21.78%</b>	<b>78.22%</b>
<b>WGP</b>															
Jan-01	281	152	21		5,527	2,854,730	2,156,324	1,235,563	920,761	698,406	698,406	n/a	n/a	24.46%	75.54%
Feb-01	299	169	19		5,769	3,060,579	2,237,019	1,234,113	1,002,906	823,560	823,560	n/a	n/a	26.91%	73.09%
Mar-01	357	198	23		6,809	3,877,139	2,762,483	1,610,161	1,152,322	1,114,656	1,114,656	n/a	n/a	28.75%	71.25%
Apr-01	327	189	21		6,203	3,536,560	2,531,257	1,450,732	1,080,525	1,005,303	1,005,303	n/a	n/a	28.43%	71.57%
May-01	381	210	23		7,178	3,596,069	2,643,849	1,492,608	1,151,241	952,220	952,220	n/a	n/a	26.48%	73.52%
Jun-01	410	206	22		7,919	3,600,965	2,599,224	1,572,915	1,026,309	1,001,741	1,001,741	n/a	n/a	27.82%	72.18%
Jul-01	410	199	24		7,754	3,404,743	2,249,141	1,357,775	891,366	1,155,602	1,155,602	n/a	n/a	33.94%	66.06%
Aug-01	435	223	27		8,292	3,480,007	2,279,864	1,391,162	888,702	1,200,143	1,200,143	n/a	n/a	34.49%	65.51%
Sep-01	389	209	28		7,759	3,218,958	2,043,460	1,192,826	850,634	1,175,498	1,175,498	n/a	n/a	36.52%	63.48%
Oct-01	426	223	25		8,143	3,012,031	2,113,216	1,267,682	845,534	898,815	898,815	n/a	n/a	29.84%	70.16%
Nov-01	405	210	26		7,885	3,174,041	2,186,953	1,299,537	887,416	987,088	987,088	n/a	n/a	31.10%	68.90%
Dec-01	414	194	28		7,846	3,440,403	2,249,429	1,262,910	986,519	1,190,974	1,190,974	n/a	n/a	34.62%	65.38%
<b>Total</b>	<b>4,534</b>	<b>2,382</b>	<b>287</b>	<b>0</b>	<b>87,084</b>	<b>40,256,225</b>	<b>28,052,219</b>	<b>16,367,984</b>	<b>11,684,235</b>	<b>12,204,006</b>	<b>12,204,006</b>	<b>0</b>	<b>0</b>	<b>30.32%</b>	<b>69.68%</b>
Combined															
<b>Total</b>	<b>7,700</b>	<b>6,158</b>	<b>587</b>	<b>52</b>	<b>172,536</b>	<b>103,357,670</b>	<b>77,409,562</b>	<b>30,939,941</b>	<b>46,469,621</b>	<b>25,948,108</b>	<b>24,681,144</b>	<b>941,193</b>	<b>325,771</b>	<b>1</b>	<b>1</b>

2-3

Kansas Racing and Gaming Commission  
 Cumulative Track Data  
 J01 Race Year

	PAYOUTS	Payout	Simulcast	COMMISSION:		Live	Simulcast	Charities	P/M Tax	P/M Tax	Dog Live			
		as % of Total	Settlement Due To	TOTAL	Track Comm	Trk Comm	Track					Trk Comm	as % of	as % of
	Handle	(From)	COMM	Live	Live Handle	Simulcast	Sim Handle	CHARITIES	Handle	TOTAL P/M TAX	Total Handle	Total Comm.	P/M Tax	
<b>WDLDS</b>														
Jan-01	3,842,800	75.75%	135,587	1,077,913	141,747	473,425	11.86%	0	0.00%	179,562	3.54%	16.66%	38,658	
Feb-01	3,813,282	76.14%	117,398	1,060,274	141,279	462,930	11.78%	0	0.00%	176,621	3.53%	16.66%	38,531	
Mar-01	4,617,112	77.87%	31,700	1,259,207	180,507	539,222	11.85%	0	0.00%	209,760	3.54%	16.66%	49,230	
Apr-01	3,974,772	77.09%	75,156	1,086,478	137,778	480,772	11.78%	0	0.00%	180,989	3.51%	16.66%	37,576	
May-01	4,955,515	79.85%	(61,780)	1,288,112	171,410	557,768	11.48%	0	0.00%	214,589	3.46%	16.66%	46,749	
Jun-01	4,185,352	76.23%	136,606	1,147,614	161,202	491,332	11.63%	0	0.00%	191,166	3.48%	16.66%	43,964	
Jul-01	3,958,263	76.90%	90,139	1,078,399	162,304	452,633	11.69%	0	0.00%	179,627	3.49%	16.66%	44,266	
Aug-01	4,280,651	78.20%	27,239	1,144,964	150,498	499,860	11.65%	0	0.00%	190,726	3.48%	16.66%	41,046	
Sep-01	3,561,509	76.66%	93,232	973,373	123,950	429,217	11.70%	0	0.00%	162,108	3.49%	16.65%	33,804	
Oct-01	4,156,566	76.49%	140,954	1,111,964	170,489	436,305	11.16%	0	0.00%	185,207	3.41%	16.66%	18,582	
Nov-01	3,600,972	76.74%	100,201	972,043	114,622	427,619	11.39%	0	0.00%	161,896	3.45%	16.66%	23,853	
Dec-01	3,789,525	78.21%	22,403	1,014,298	79,978	490,637	11.60%	0	0.00%	168,927	3.49%	16.65%	21,812	
<b>Total</b>	<b>48,736,319</b>	<b>77.23%</b>	<b>908,835</b>	<b>13,214,640</b>	<b>1,735,762</b>	<b>5,741,719</b>	<b>11.63%</b>	<b>0</b>	<b>0.00%</b>	<b>2,201,178</b>	<b>3.49%</b>	<b>16.66%</b>	<b>438,071</b>	
<b>WGP</b>														
Jan-01	2,186,622	76.60%	33,688	626,791	84,874	271,897	12.61%	6,984	1.00%	104,382	3.66%	16.65%	25,052	
Feb-01	2,368,755	77.40%	15,806	666,387	100,146	277,683	12.41%	8,236	1.00%	110,980	3.63%	16.65%	29,559	
Mar-01	2,961,934	76.39%	57,045	846,937	135,532	345,415	12.50%	11,147	1.00%	141,052	3.64%	16.65%	40,004	
Apr-01	2,717,290	76.83%	39,167	770,716	122,702	314,307	12.42%	10,053	1.00%	128,361	3.63%	16.65%	36,207	
May-01	2,808,275	78.09%	577	776,608	116,113	322,381	12.19%	9,522	1.00%	129,331	3.60%	16.65%	34,265	
Jun-01	2,729,647	75.80%	74,312	787,042	121,834	325,194	12.51%	10,017	1.00%	131,076	3.64%	16.65%	35,960	
Jul-01	2,647,389	77.76%	129	748,078	140,624	285,309	12.69%	11,556	1.00%	124,579	3.66%	16.65%	41,505	
Aug-01	2,650,377	76.16%	54,999	765,851	146,141	290,203	12.73%	12,001	1.00%	127,536	3.66%	16.65%	43,130	
Sep-01	2,455,447	76.28%	48,980	706,457	143,497	258,367	12.64%	11,755	1.00%	117,645	3.65%	16.65%	42,342	
Oct-01	2,261,446	75.08%	82,650	660,995	109,803	266,153	12.59%	8,988	1.00%	110,064	3.65%	16.65%	32,397	
Nov-01	2,391,610	75.35%	80,901	693,783	120,630	273,236	12.49%	9,871	1.00%	115,534	3.64%	16.65%	35,591	
Dec-01	2,645,572	76.90%	29,044	757,100	145,439	285,760	12.70%	11,910	1.00%	126,083	3.66%	16.65%	42,914	
<b>Total</b>	<b>30,824,363</b>	<b>76.57%</b>	<b>517,299</b>	<b>8,806,746</b>	<b>1,487,334</b>	<b>3,515,904</b>	<b>12.53%</b>	<b>122,040</b>	<b>1.00%</b>	<b>1,466,623</b>	<b>3.64%</b>	<b>16.65%</b>	<b>438,926</b>	
Combined														
<b>Total</b>	<b>79,560,682</b>	<b>2</b>	<b>1,426,134</b>	<b>22,021,386</b>	<b>3,223,096</b>	<b>0</b>	<b>9,257,623</b>	<b>0</b>	<b>122,040</b>	<b>0</b>	<b>3,667,801</b>	<b>0</b>	<b>0</b>	<b>876,997</b>

14-6

17-6



Kansas Racing and Gaming Commission  
 Cumulative Track Data  
 2001 Race Year

	Horse Live P/M Tax	Simulcast Dog P/M Tax	Simulcast Horse P/M Tax	PURSES:					Simulcast								
				TOTAL	Live	Dog	T.B.	Q.H.	TOTAL	Purses	Sim	Sim	Dog shr	% of Dog	Hrse shr		
				LIVE	% of Live	Live	Live	Live	SIMULCAST	% of Sim	Dog	Horse	simlcast	share of	simlcast		
				PURSES	Handle	Purses	Purses	Purses	PURSE	Handle	Purse	Purse	purse	handle	purse		
<b>WDLDS</b>																	
Jan-01	0	52,682	88,222	51,560	4.76%	51,560	0	0	231,619	5.80%	80,968	150,651	126,164	9.05%	105,456		
Feb-01	0	48,893	89,197	51,388	4.76%	51,388	0	0	228,055	5.80%	75,550	152,506	121,301	9.32%	106,754		
Mar-01	0	57,279	103,251	65,657	4.76%	65,657	0	0	264,062	5.81%	88,606	175,456	141,243	9.26%	122,819		
Apr-01	0	51,176	92,237	50,116	4.66%	50,116	0	0	236,824	5.80%	79,227	157,597	126,506	9.27%	110,318		
May-01	0	52,019	115,822	62,348	4.63%	62,348	0	0	281,998	5.80%	80,234	201,764	140,763	10.19%	141,235		
Jun-01	0	43,454	103,748	58,636	4.63%	58,636	0	0	245,279	5.81%	67,216	178,063	120,635	10.42%	124,644		
Jul-01	0	39,618	95,744	59,035	4.63%	59,035	0	0	224,800	5.81%	61,401	163,399	110,420	10.44%	114,380		
Aug-01	0	43,368	106,313	54,741	4.63%	54,741	0	0	249,139	5.80%	67,029	182,110	121,662	10.54%	127,477		
Sep-01	0	40,439	87,865	45,087	4.61%	45,087	0	0	213,011	5.81%	62,791	150,219	107,857	9.98%	105,153		
Oct-01	34,117	35,509	97,000	93,023	6.10%	24,785	50,968	17,271	226,939	5.81%	55,083	171,856	55,623	5.87%	171,316		
Nov-01	9,053	39,935	89,054	49,921	5.32%	31,815	13,282	4,825	217,986	5.81%	61,530	156,455	99,234	9.37%	118,752		
Dec-01	0	43,066	104,048	29,093	4.74%	29,093	0	0	245,664	5.81%	66,602	179,063	120,320	10.50%	125,344		
<b>Total</b>	<b>43,170</b>	<b>547,437</b>	<b>1,172,500</b>	<b>670,604</b>	<b>4.88%</b>	<b>584,259</b>	<b>64,249</b>	<b>22,095</b>	<b>2,865,377</b>	<b>5.81%</b>	<b>846,236</b>	<b>2,019,140</b>	<b>1,391,729</b>	<b>9.55%</b>	<b>1,473,648</b>		
<b>WGP</b>																	
Jan-01	n/a	46,602	32,727	33,414	4.78%	33,414	n/a	n/a	125,239	5.81%	71,789	53,451	111,877	9.05%	13,363		
Feb-01	n/a	46,268	35,152	39,422	4.79%	39,422	n/a	n/a	129,920	5.81%	71,700	58,220	115,365	9.35%	14,555		
Mar-01	n/a	60,099	40,949	53,351	4.79%	53,351	n/a	n/a	160,441	5.81%	93,539	66,902	143,715	8.93%	16,725		
Apr-01	n/a	53,975	38,180	48,287	4.80%	48,287	n/a	n/a	147,007	5.81%	84,270	62,736	131,323	9.05%	15,684		
May-01	n/a	55,952	39,114	45,699	4.80%	45,699	n/a	n/a	153,561	5.81%	86,718	66,844	136,850	9.17%	16,711		
Jun-01	n/a	59,552	35,564	47,959	4.79%	47,959	n/a	n/a	150,962	5.81%	91,361	59,601	136,061	8.65%	14,900		
Jul-01	n/a	51,666	31,408	55,353	4.79%	55,353	n/a	n/a	130,656	5.81%	78,877	51,779	117,712	8.67%	12,945		
Aug-01	n/a	52,842	31,564	57,523	4.79%	57,523	n/a	n/a	132,447	5.81%	80,814	51,633	119,539	8.59%	12,908		
Sep-01	n/a	45,055	30,248	56,472	4.80%	56,472	n/a	n/a	118,722	5.81%	69,302	49,420	106,367	8.92%	12,355		
Oct-01	n/a	48,208	29,459	43,212	4.81%	43,212	n/a	n/a	122,776	5.81%	73,655	49,121	110,496	8.72%	12,280		
Nov-01	n/a	49,373	30,570	47,470	4.81%	47,470	n/a	n/a	127,042	5.81%	75,498	51,544	114,156	8.78%	12,886		
Dec-01	n/a	47,923	35,246	57,235	4.81%	57,235	n/a	n/a	130,674	5.81%	73,380	57,293	116,351	9.21%	14,323		
<b>Total</b>	<b>0</b>	<b>617,515</b>	<b>410,181</b>	<b>585,398</b>	<b>4.80%</b>	<b>585,398</b>	<b>0</b>	<b>0</b>	<b>1,629,447</b>	<b>5.81%</b>	<b>950,903</b>	<b>678,544</b>	<b>1,459,811</b>	<b>8.92%</b>	<b>169,636</b>		
Combined																	
<b>Total</b>	<b>43,170</b>	<b>1,164,952</b>	<b>1,582,682</b>	<b>1,256,002</b>	<b>0</b>	<b>1,169,658</b>	<b>64,249</b>	<b>22,095</b>	<b>4,494,823</b>	<b>0</b>	<b>1,797,139</b>	<b>2,697,684</b>	<b>2,851,539</b>	<b>0</b>	<b>1,643,284</b>		

5.0

5.7



Kansas Racing and Gaming Commission  
 Cumulative Track Data  
 2001 Race Year

		BREAKAGE:																			
WDLDS	Hrse shr % of hrse handle	BREAK	Live GH	Simlcst GH	Live TB	Live QH	Simlcst Horse	BREAK	Live GH	Simlcst GH	Live TB	Live QH	Simlcst Horse	DOGS	PAID		HORSE				
		NEG	Brk neg	Brk neg	Brk ne	Brk neg	Brk neg	REG	Brk reg	Brk reg	Brk re	Brk reg	Brk reg	ATTEND	TOTAL	FREE	ATTEND	ATTEND	TOTAL	FREE	
		TAX	ATTEND	PASSES	#	TAX	ATTEND	PASSES													
Jan-01	4.06%	103	21	6	0	0	77	16,716	3,257	2,665	0	0	10,793	2,704	18,564	10,269	8,295	0	0	0	
Feb-01	4.06%	176	8	17	0	0	152	17,488	3,238	2,644	0	0	11,607	2,604	17,889	9,686	8,203	0	0	0	
Mar-01	4.06%	221	11	4	0	0	207	21,569	4,475	3,135	0	0	13,959	3,343	22,999	11,927	11,072	0	0	0	
Apr-01	4.06%	278	4	9	0	0	264	19,854	3,494	2,874	0	0	13,487	2,719	18,773	8,738	10,035	0	0	0	
May-01	4.06%	223	49	8	0	0	165	24,350	4,636	2,982	0	0	16,733	3,628	25,230	9,070	16,160	0	0	0	
Jun-01	4.06%	243	29	24	0	0	190	20,951	4,538	2,606	0	0	13,807	3,195	22,179	9,298	12,881	0	0	0	
Jul-01	4.06%	203	0	28	0	0	175	20,873	4,515	2,428	0	0	13,930	3,466	23,914	10,639	13,275	0	0	0	
Aug-01	4.06%	153	6	11	0	0	137	21,103	3,981	2,481	0	0	14,641	3,203	22,147	12,266	9,881	0	0	0	
Sep-01	4.06%	187	1	12	0	0	174	17,726	3,033	2,110	0	0	12,583	2,771	19,089	9,571	9,518	0	0	0	
Oct-01	5.79%	493	2	6	51	0	434	25,451	1,862	2,112	5,623	2,039	13,816	1,265	8,657	5,219	3,438	2,565	17,563	10,354	
Nov-01	4.41%	169	17	7	0	0	145	19,143	2,503	2,201	1,335	557	12,548	2,308	15,733	10,339	5,394	574	3,962	1,827	
Dec-01	4.06%	171	7	8	0	0	155	19,046	2,046	2,373	0	0	14,627	2,540	17,137	13,933	3,204	0	0	0	
<b>Total</b>	<b>4.24%</b>	<b>2,619</b>	<b>154</b>	<b>139</b>	<b>51</b>	<b>0</b>	<b>2,274</b>	<b>244,270</b>	<b>41,576</b>	<b>30,610</b>	<b>6,958</b>	<b>2,595</b>	<b>162,530</b>	<b>33,745</b>	<b>232,311</b>	<b>120,955</b>	<b>111,356</b>	<b>3,138</b>	<b>21,525</b>	<b>12,181</b>	
<b>WGP</b>														<b>WGP does not collect attendance tax nor record attendance numbers</b>							
Jan-01	1.45%	188	8	105	n/a	n/a	76	7,818	1,914	2,124	n/a	n/a	3,779	n/a	n/a	n/a	n/a	n/a	n/a	n/a	n/a
Feb-01	1.45%	160	6	20	n/a	n/a	134	9,791	2,402	2,070	n/a	n/a	5,319	n/a	n/a	n/a	n/a	n/a	n/a	n/a	n/a
Mar-01	1.45%	121	1	30	n/a	n/a	89	11,344	3,063	2,638	n/a	n/a	5,643	n/a	n/a	n/a	n/a	n/a	n/a	n/a	n/a
Apr-01	1.45%	133	35	30	n/a	n/a	68	9,519	2,343	2,346	n/a	n/a	4,830	n/a	n/a	n/a	n/a	n/a	n/a	n/a	n/a
May-01	1.45%	213	12	39	n/a	n/a	163	10,822	2,406	2,504	n/a	n/a	5,912	n/a	n/a	n/a	n/a	n/a	n/a	n/a	n/a
Jun-01	1.45%	600	28	53	n/a	n/a	519	10,563	2,794	2,777	n/a	n/a	4,993	n/a	n/a	n/a	n/a	n/a	n/a	n/a	n/a
Jul-01	1.45%	156	12	13	n/a	n/a	131	9,303	3,170	2,253	n/a	n/a	3,880	n/a	n/a	n/a	n/a	n/a	n/a	n/a	n/a
Aug-01	1.45%	111	16	28	n/a	n/a	68	8,892	3,125	2,287	n/a	n/a	3,480	n/a	n/a	n/a	n/a	n/a	n/a	n/a	n/a
Sep-01	1.45%	135	21	29	n/a	n/a	85	8,210	2,888	2,142	n/a	n/a	3,180	n/a	n/a	n/a	n/a	n/a	n/a	n/a	n/a
Oct-01	1.45%	138	45	37	n/a	n/a	57	7,077	2,136	2,138	n/a	n/a	2,804	n/a	n/a	n/a	n/a	n/a	n/a	n/a	n/a
Nov-01	1.45%	109	28	27	n/a	n/a	54	7,856	2,386	2,167	n/a	n/a	3,303	n/a	n/a	n/a	n/a	n/a	n/a	n/a	n/a
Dec-01	1.45%	158	19	51	n/a	n/a	87	8,845	2,809	2,190	n/a	n/a	3,846	n/a	n/a	n/a	n/a	n/a	n/a	n/a	n/a
<b>Total</b>	<b>1.45%</b>	<b>2,223</b>	<b>230</b>	<b>462</b>	<b>0</b>	<b>0</b>	<b>1,531</b>	<b>110,040</b>	<b>31,437</b>	<b>27,635</b>	<b>0</b>	<b>0</b>	<b>50,968</b>	<b>0</b>	<b>0</b>	<b>0</b>	<b>0</b>	<b>0</b>	<b>0</b>	<b>0</b>	<b>0</b>
Combined																					
<b>Total</b>	<b>0</b>	<b>4,842</b>	<b>384</b>	<b>602</b>	<b>51</b>	<b>0</b>	<b>3,805</b>	<b>354,310</b>	<b>73,013</b>	<b>58,245</b>	<b>6,958</b>	<b>2,595</b>	<b>213,498</b>	<b>33,745</b>	<b>232,311</b>	<b>120,955</b>	<b>111,356</b>	<b>3,138</b>	<b>21,525</b>	<b>12,181</b>	

9-2

01-7

Kansas Racing and Gaming Commission  
 Cumulative Track Data  
 2001 Race Year

2-7

	PAID			
	ATTEND	LICENSE	FINGER-	
	#	FEES	PRINTS	FINES
<b>WDLDS</b>				
Jan-01	0	1,577	1,353	1,210
Feb-01	0	1,306	1,066	185
Mar-01	0	1,577	902	750
Apr-01	0	1,047	861	510
May-01	0	965	1,353	225
Jun-01	0	520	1,189	1,060
Jul-01	0	605	820	225
Aug-01	0	625	1,150	225
Sep-01	0	6,097	1,927	3,750
Oct-01	7,209	7,032	2,356	844
Nov-01	2,135	575	697	1,525
Dec-01	0	4,776	1,307	182
Total	9,344	26,702	14,981	10,691
<b>WGP</b>				
Jan-01	n/a	1,297	1,230	1,013
Feb-01	n/a	515	615	595
Mar-01	n/a	735	943	595
Apr-01	n/a	545	976	1,014
May-01	n/a	950	1,230	830
Jun-01	n/a	475	1,148	175
Jul-01	n/a	632	656	450
Aug-01	n/a	712	1,435	1,090
Sep-01	n/a	495	943	415
Oct-01	n/a	630	574	1,675
Nov-01	n/a	450	708	0
Dec-01	n/a	4,699	1,968	430
Total	0	12,135	12,426	8,282
<b>Combined</b>				
Total	9,344	38,837	27,407	18,973

2-7

Kansas Racing and Gaming Commission  
 Cumulative Track Data  
 2001 Race Year

87

**HANDLE AND PAYOUT:**

HORSE SIMLCST PERFOR	LIVE PERFORM	TOTAL NUMBER OF RACE	TOTAL HANDLE	HANDLE AND PAYOUT:		TB Live Handle	QH Live Handle	APPY Live Handle	PAINT Live Handle	MULE Live Handle	Live Handle as % of Total	Simulcast Handle as % of Total	
				Simulcast Handle	Live Handle								
<b>EUREKA</b>													
Jan-01													
Feb-01													
Mar-01													
Apr-01													
May-01	15	9	201	240,771	84,290	156,481	62,599	91,973	0	363	1,546	64.99%	35.01%
Jun-01	18	9	251	195,316	57,641	137,675	64,315	70,899	0	345	2,116	70.49%	29.51%
Jul-01	4	2	57	72,609	17,325	55,284	22,518	28,808	0	195	3,763	76.14%	23.86%
Aug-01													
Sep-01													
Oct-01													
Nov-01													
Dec-01													
Total	37	20	509	508,696	159,256	349,440	149,433	191,680	0	902	7,425	68.69%	31.31%

GH LIVE PERFOR	HORSE NUMBER OF RACES	HORSE NUMBER OF RACE	TOTAL HANDLE	GH		TB Live Handle	QH Live Handle	APPY Live Handle	PAINT Live Handle	MULE Live Handle	GH Handle as % of Total	Horse Handle as % of Total	
				GH LIVE HANDLE	HORSE LIVE HANDLE								
<b>ANTHONY</b>													
Jan-01													
Feb-01													
Mar-01													
Apr-01													
May-01													
Jun-01													
Jul-01	6	32	41	143,342	49,299	94,044	56,573	25,638	0	1,408	10,425	34.39%	65.61%
Aug-01													
Sep-01													
Oct-01													
Nov-01													
Dec-01													
Total	6	32	41	143,342	49,299	94,044	56,573	25,638	0	1,408	10,425	34.39%	65.61%

87

Kansas Racing and Gaming Commission  
 Cumulative Track Data  
 2001 Race Year

6-9

	PAYOUTS	Payout as % of Total Handle	COMMISSION:		Live		Simulcast		TOTAL P/M TAX	P/M Tax as % of Total Handle	P/M Tax as % of Total Comm.	Horse Live P/M Tax	Simulcast P/M Tax
			TOTAL COMM	Track Comm Live	Trk Comm as % of Live Handle	Track Comm Simulcast	Trk Comm as % of Sim Handle						
<b>EUREKA</b>													
Jan-01													
Feb-01													
Mar-01													
Apr-01													
May-01	187,505	77.88%	47,182	15,652	10.00%	8,339	9.89%	7,861	3.26%	16.66%	5,217	2,644	
Jun-01	152,074	77.86%	39,007	13,995	10.17%	5,833	10.12%	6,498	3.33%	16.66%	4,664	1,833	
Jul-01	56,809	78.24%	14,560	5,598	10.13%	1,797	10.37%	2,426	3.34%	16.66%	1,866	560	
Aug-01													
Sep-01													
Oct-01													
Nov-01													
Dec-01													
<b>Total</b>	<b>396,388</b>	<b>77.92%</b>	<b>100,749</b>	<b>35,245</b>	<b>10.09%</b>	<b>15,968</b>	<b>10.03%</b>	<b>16,784</b>	<b>3.30%</b>	<b>16.66%</b>	<b>11,747</b>	<b>5,037</b>	

	PAYOUTS	Payout as % of Total Handle	COMMISSION:		Live		TOTAL P/M TAX	P/M Tax as % of Total Handle	P/M Tax as % of Total Comm.	GH Live P/M Tax	Horse Live P/M Tax	
			TOTAL COMM	Track Comm Live	Trk Comm as % of Live Handle							
<b>ANTHONY</b>												
Jan-01												
Feb-01												
Mar-01												
Apr-01												
May-01												
Jun-01												
Jul-01	112,521	78.50%	29,352	15,813	11.03%	0.00%	4,894	3.41%	16.67%	1,709	3,185	
Aug-01												
Sep-01												
Oct-01												
Nov-01												
Dec-01												
<b>Total</b>	<b>112,521</b>	<b>78.50%</b>	<b>29,352</b>	<b>15,813</b>	<b>11.03%</b>	<b>0</b>	<b>0.00%</b>	<b>4,894</b>	<b>3.41%</b>	<b>16.67%</b>	<b>1,709</b>	<b>3,185</b>

6-7

01-8

	<b>PURSES</b>							Live		<b>BREAKAGE:</b>						
	<b>TOTAL LIVE PURSES</b>	Purses % of Live Handle	T.B. Live Purses	Q.H. Live Purses	APPY Live Purses	PAINT Live Purses	MULES Live Purses	<b>TOTAL SIMULCAST PURSE</b>	Purses % of Sim Handle	<b>BREAK NEG</b>	Live TB Brk neg	Live QH Brk neg	Live APPY Brk neg	Live PAINT Brk neg	Live MULE Brk neg	Simlcst Horse Brk neg
<b>EUREKA</b>																
Jan-01																
Feb-01																
Mar-01																
Apr-01																
May-01	10,435	6.67%	4,180	6,129	0	25	102	4,895	5.81%	16	0	9	0	0	0	6
Jun-01	9,330	6.78%	4,360	4,804	0	23	144	3,351	5.81%	87	0	26	0	0	0	60
Jul-01	3,732	6.75%	1,528	1,938	0	13	254	1,007	5.81%	8	0	0	0	0	1	7
Aug-01																
Sep-01																
Oct-01																
Nov-01																
Dec-01																
<b>Total</b>	<b>23,498</b>	<b>6.72%</b>	<b>10,067</b>	<b>12,871</b>	<b>0</b>	<b>61</b>	<b>499</b>	<b>9,253</b>	<b>5.81%</b>	<b>111</b>	<b>0</b>	<b>36</b>	<b>0</b>	<b>0</b>	<b>1</b>	<b>74</b>

	<b>PURSES</b>								Live		<b>BREAKAGE:</b>					
	<b>TOTAL LIVE PURSES</b>	Purses % of Live Handle	GH Live Purses	T.B. Live Purses	Q.H. Live Purses	Paints Live Purses	APP Live Purses	MULES Live Purses	<b>BREAK NEG</b>	Live GH Brk neg	Live TB Brk neg	Live QH Brk neg	Live Paint Brk neg	Live App Brk neg		
<b>ANTHONY</b>																
Jan-01																
Feb-01																
Mar-01																
Apr-01																
May-01																
Jun-01																
Jul-01	8,645	9.19%	2,278	3,827	1,734	95	0	711	0.00%	24	3	19	2	0	0	
Aug-01																
Sep-01																
Oct-01																
Nov-01																
Dec-01																
<b>Total</b>	<b>8,645</b>	<b>9.19%</b>	<b>2,278</b>	<b>3,827</b>	<b>1,734</b>	<b>95</b>	<b>0</b>	<b>711</b>	<b>0</b>	<b>0.00%</b>	<b>24</b>	<b>3</b>	<b>19</b>	<b>2</b>	<b>0</b>	<b>0</b>

01-8



Kansas Racing and Gaming Commission  
 Cumulative Track Data  
 2001 Race Year

11-2

EUREKA	BREAK REG	Live	Live	Live	Live	Live	Simlcst	ATTEND TAX	ATTEND OVERALL	FREE PASSES	PAID	AD VAL TAX	LICENSING FEES	FINGER- PRINTS	FINES
		TB Brk reg	QH Brk reg	APPY Brk reg	PAINT Brk reg	MULE Brk reg	Horse Brk reg				ATTEND #				
Jan-01															
Feb-01															
Mar-01															
Apr-01													1,702	369	0
May-01	2,071	642	916	0	2	27	484	591	3,415	1,262	2,153	683	3,680	615	925
Jun-01	1,640	575	712	0	2	27	324	535	3,066	1,514	1,552	613	767	328	1,450
Jul-01	638	232	271	0	2	37	97	203	1,187	459	728	237	193	41	175
Aug-01															
Sep-01															
Oct-01															
Nov-01															
Dec-01															
Total	4,348	1,448	1,899	0	6	90	905	1,328	7,668	3,235	4,433	1,534	6,342	1,353	2,550

ANTHONY	Live	BREAK REG	Live	Live	Live	Live	Live	Live	ATTEND TAX	ATTEND OVERALL	FREE PASSES	PAID	AD VAL TAX	LICENSING FEES	FINGER- PRINTS	FINES
	MULE Brk neg		GH Brk reg	TB Brk reg	QH Brk reg	Paint Brk reg	App Brk reg	MULE Brk reg				ATTEND #				
Jan-01																
Feb-01																
Mar-01																
Apr-01																
May-01																
Jun-01																
Jul-01	0	1,343	372	577	197	13	0	184	951	3,845	0	3,845	769	908	82	350
Aug-01																
Sep-01																
Oct-01																
Nov-01																
Dec-01																
Total	0	1,343	372	577	197	13	0	184	951	3,845	0	3,845	769	908	82	350

11-2

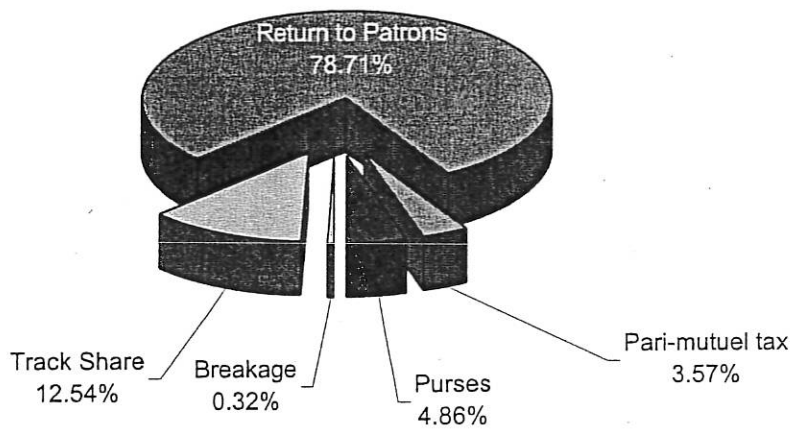




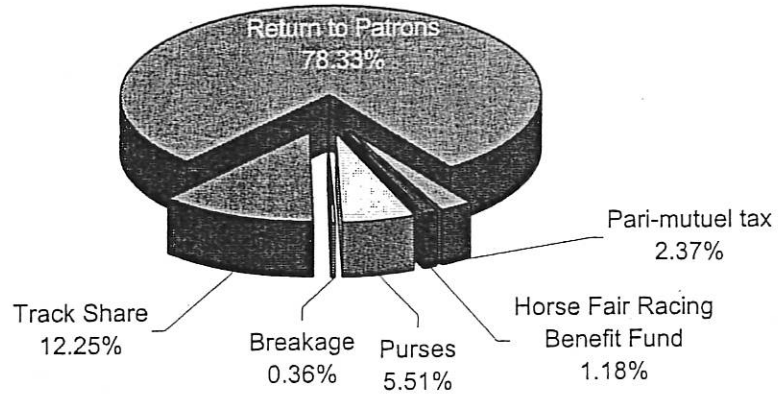
# The Wagering Dollar



## Live Racing - 2000



## Simulcast Racing - 2000





## Track Statistics

For Calendar Years 2000 and 1999



	Woodlands Kansas City, KS		Wichita Greyhound Park Valley Center, KS		Camptown Frontenac, KS
	2000	1999	2000	1999	2000
	<b>Handle</b>				
Live					
Horse	\$ 1,279,216	\$ 1,301,648	\$ -	\$ -	\$ -
Greyhound	17,032,112	18,137,794	16,961,518	23,815,171	1,958,151
Total live handle	18,311,328	19,439,442	16,961,518	23,815,171	1,958,151
Simulcast					
Horse	34,111,733	31,932,319	12,571,725	12,535,609	693,312
Greyhound	17,305,113	14,077,012	14,077,959	13,337,888	1,159,943
Total simulcast handle	51,416,846	46,009,331	26,649,684	25,873,497	1,853,255
<b>Total handle</b>	<b>\$ 69,728,174</b>	<b>\$ 65,448,773</b>	<b>\$ 43,611,202</b>	<b>\$ 49,688,668</b>	<b>\$ 3,811,406</b>
<b>Purses</b>					
Live					
Horse	\$ 87,253	\$ 88,814	\$ -	\$ -	\$ -
Greyhound	810,475	864,192	814,463	1,145,382	90,615
Total live purses	897,728	953,006	814,463	1,145,382	90,615
Simulcast					
Horse	1,434,732	1,341,485	154,061	181,932	12,064
Greyhound	1,549,420	1,328,503	1,157,437	1,320,399	95,425
Total simulcast purses	2,984,152	2,669,988	1,311,498	1,502,331	107,489
<b>Total purses</b>	<b>\$ 3,881,880</b>	<b>\$ 3,622,994</b>	<b>\$ 2,125,961</b>	<b>\$ 2,647,713</b>	<b>\$ 198,104</b>
<b>Race days</b>					
Live					
Horse	26	21	-	-	-
Greyhound	258	306	263	284	60
<b>Total race days</b>	<b>284</b>	<b>327</b>	<b>263</b>	<b>284</b>	<b>60</b>
<b>Performances</b>					
Live					
Horse	26	21	-	-	-
Greyhound	342	350	302	312	68
Total live performances	368	371	302	312	68
Simulcast					
Horse	2,522	1,866	1,978	1,618	597
Greyhound	2,669	1,778	3,083	2,562	1,263
Total simulcast performances	5,191	3,644	5,061	4,180	1,860
<b>Total performances</b>	<b>5,559</b>	<b>4,015</b>	<b>5,363</b>	<b>4,492</b>	<b>1,928</b>
<b>Attendance</b>					
Live/simulcast					
Horse	20,611	20,251	N/A	N/A	N/A
Greyhound	270,494	278,178	-	-	-
<b>Total attendance</b>	<b>291,105</b>	<b>298,429</b>	<b>-</b>	<b>-</b>	<b>-</b>



## Track Statistics

For Calendar Years 2000 and 1999



Handle	Eureka Downs Eureka, Kansas		Anthony Downs Anthony, Kansas	
	2000	1999	2000	1999
<b>Live</b>				
Horse	\$ 308,087	\$ 347,034	\$ 100,252	\$ 100,079
Greyhound	-	-	59,029	41,895
<b>Total live handle</b>	<u>308,087</u>	<u>347,034</u>	<u>159,281</u>	<u>141,974</u>
<b>Simulcast</b>				
Horse	169,589	229,307	-	-
Greyhound	-	-	-	-
<b>Total simulcast handle</b>	<u>169,589</u>	<u>229,307</u>	<u>-</u>	<u>-</u>
<b>Total handle</b>	<u>\$ 477,676</u>	<u>\$ 576,341</u>	<u>\$ 159,281</u>	<u>\$ 141,974</u>
<b>Purses</b>				
<b>Live</b>				
Horse	\$ 20,608	\$ 23,191	\$ 6,769	\$ 6,922
Greyhound	-	-	2,716	2,229
<b>Total live purses</b>	<u>20,608</u>	<u>23,191</u>	<u>9,485</u>	<u>9,151</u>
<b>Simulcast</b>				
Horse	9,855	13,380	-	-
Greyhound	-	-	-	-
<b>Total simulcast purses</b>	<u>9,855</u>	<u>13,380</u>	<u>-</u>	<u>-</u>
<b>Total purses</b>	<u>\$ 30,463</u>	<u>\$ 36,571</u>	<u>\$ 9,485</u>	<u>\$ 9,151</u>
<b>Race days</b>				
<b>Live</b>				
Horse	20	21	6	6
Greyhound	-	-	6	6
<b>Total race days</b>	<u>20</u>	<u>21</u>	<u>12</u>	<u>12</u>
<b>Performances</b>				
<b>Live</b>				
Horse	20	21	6	6
Greyhound	-	-	6	6
<b>Total live performances</b>	<u>20</u>	<u>21</u>	<u>12</u>	<u>12</u>
<b>Simulcast</b>				
Horse	49	56	-	-
Greyhound	-	-	-	-
<b>Total simulcast performances</b>	<u>49</u>	<u>56</u>	<u>-</u>	<u>-</u>
<b>Total performances</b>	<u>69</u>	<u>77</u>	<u>12</u>	<u>12</u>
<b>Attendance</b>				
<b>Live/simulcast</b>				
Horse	7,299	7,739	2,026	2,086
Greyhound	-	-	2,026	2,086
<b>Total attendance</b>	<u>7,299</u>	<u>7,739</u>	<u>4,052</u>	<u>4,172</u>



## Track Statistics

For Calendar Years 2000 and 1999



Handle	Overall Totals	
	2000	1999
<b>Live</b>		
Horse	\$ 1,687,555	\$ 1,748,761
Greyhound	36,010,810	41,994,860
Total live handle	<u>37,698,365</u>	<u>43,743,621</u>
<b>Simulcast</b>		
Horse	47,546,359	44,697,235
Greyhound	32,543,015	27,414,900
Total simulcast handle	<u>80,089,374</u>	<u>72,112,135</u>
<b>Total handle</b>	<u>\$ 117,787,739</u>	<u>\$ 115,855,756</u>
<b>Purses</b>		
<b>Live</b>		
Horse	\$ 114,630	\$ 118,927
Greyhound	1,718,269	2,011,803
Total live purses	<u>1,832,899</u>	<u>2,130,730</u>
<b>Simulcast</b>		
Horse	1,610,712	1,536,797
Greyhound	2,802,282	2,648,902
Total simulcast purses	<u>4,412,994</u>	<u>4,185,699</u>
<b>Total purses</b>	<u>\$ 6,245,893</u>	<u>\$ 6,316,429</u>
<b>Race days</b>		
<b>Live</b>		
Horse	52	48
Greyhound	587	596
Total race days	<u>639</u>	<u>644</u>
<b>Performances</b>		
<b>Live</b>		
Horse	52	48
Greyhound	718	668
Total live performances	<u>770</u>	<u>716</u>
<b>Simulcast</b>		
Horse	5,146	3,540
Greyhound	7,015	4,340
Total simulcast performances	<u>12,161</u>	<u>7,880</u>
<b>Total performances</b>	<u>12,931</u>	<u>8,596</u>
<b>Attendance</b>		
<b>Live/simulcast</b>		
Horse	29,936	30,076
Greyhound	272,520	280,264
Total attendance	<u>302,456</u>	<u>310,340</u>



## Track Statistics

For Calendar Years 2000 and 1999



	Woodlands		Wichita Greyhound Park		Camptown
	Kansas City Kansas		Valley Center, Kansas		Frontenac, KS
	2000	1999	2000	1999	2000
<b>Pari-mutuel tax</b>					
Live					
Horse	\$ 43,624	\$ 44,406	\$ -	\$ -	\$ -
Greyhound	607,730	648,033	610,742	858,938	67,935
Total live pari-mutuel tax	651,354	692,439	610,742	858,938	67,935
Simulcast					
Horse	1,142,596	1,058,807	434,765	431,003	22,926
Greyhound	654,505	532,432	541,075	512,435	42,508
Total simulcast pari-mutuel tax	1,797,101	1,591,239	975,840	943,438	65,434
Total pari-mutuel tax	\$ 2,448,455	\$ 2,283,678	\$ 1,586,582	\$ 1,802,376	\$ 133,369
<b>Outs</b>					
Live					
Horse	\$ 10,367	\$ 11,375	\$ -	\$ -	\$ -
Greyhound	143,820	142,513	106,507	133,533	41,812
Total live outs	154,187	153,888	106,507	133,533	41,812
Simulcast					
Horse	159,025	128,071	67,516	66,194	6,754
Greyhound	73,818	52,706	71,480	64,287	9,147
Total simulcast outs	232,843	180,777	138,996	130,482	15,901
Total outs	\$ 387,030	\$ 334,665	\$ 245,503	\$ 264,015	\$ 57,713
<b>Breakage</b>					
Live					
Horse	\$ 9,090	\$ 9,786	\$ -	\$ -	\$ -
Greyhound	53,009	54,607	42,015	53,747	11,491
Total live breakage	62,099	64,393	42,015	53,747	11,491
Simulcast					
Horse	160,174	153,706	60,507	55,884	4,932
Greyhound	34,902	27,144	21,118	19,057	4,394
Total simulcast breakage	195,076	180,850	81,625	74,941	9,326
Total breakage	\$ 257,175	\$ 245,243	\$ 123,640	\$ 128,688	\$ 20,817
<b>Admission tax</b>					
Live/Simulcast					
Horse	\$ 2,998	\$ 2,911	N/A	N/A	N/A
Greyhound	39,192	40,196			
Total admission tax	\$ 42,190	\$ 43,107	\$ -	\$ -	\$ -
<b>Other taxes &amp; fees</b>					
Daily license fees	\$ 51,600	\$ 61,200	\$ 52,600	\$ 56,800	\$ 12,000
Licensing	30,266	28,073	10,991	11,880	5,269
Fines	7,759	7,220	4,685	5,747	1,795
Local ad valorem tax	-	-	-	-	-
Total other taxes & fees	\$ 89,625	\$ 96,493	\$ 68,276	\$ 74,427	\$ 19,064



## Track Statistics

For Calendar Years 2000 and 1999



	Eureka Downs		Anthony Downs	
	Eureka, Kansas		Anthony, Kansas	
	2000	1999	2000	1999
<b>Pari-mutuel tax</b>				
Live				
Horse	\$ 10,302	\$ 11,592	\$ 3,386	\$ 3,462
Greyhound	-	-	2,037	1,672
Total live pari-mutuel tax	<u>10,302</u>	<u>11,592</u>	<u>5,423</u>	<u>5,134</u>
Simulcast				
Horse	5,338	7,038	-	-
Greyhound	-	-	-	-
Total simulcast pari-mutuel tax	<u>5,338</u>	<u>7,038</u>	<u>0</u>	<u>0</u>
<b>Total pari-mutuel tax</b>	<u>\$ 15,640</u>	<u>\$ 18,630</u>	<u>\$ 5,423</u>	<u>\$ 5,134</u>
<b>Outs</b>				
Live				
Horse	\$ 5,319	\$ 4,273	\$ 1,398	\$ 822
Greyhound	-	-	1,175	291
Total live outs	<u>5,319</u>	<u>4,273</u>	<u>2,573</u>	<u>1,113</u>
Simulcast				
Horse	1,426	2,853	-	-
Greyhound	-	-	-	-
Total simulcast outs	<u>1,426</u>	<u>2,853</u>	<u>-</u>	<u>-</u>
<b>Total outs</b>	<u>\$ 6,745</u>	<u>\$ 7,126</u>	<u>\$ 2,573</u>	<u>\$ 1,113</u>
<b>Breakage</b>				
Live				
Horse	\$ 3,295	\$ 4,038	\$ 957	\$ 1,233
Greyhound	-	-	467	563
Total live breakage	<u>3,295</u>	<u>4,038</u>	<u>1,424</u>	<u>1,796</u>
Simulcast				
Horse	1,029	1,502	-	-
Greyhound	-	-	-	-
Total simulcast breakage	<u>1,029</u>	<u>1,502</u>	<u>-</u>	<u>-</u>
<b>Total breakage</b>	<u>\$ 4,324</u>	<u>\$ 5,540</u>	<u>\$ 1,424</u>	<u>\$ 1,796</u>
<b>Admission tax</b>				
Live/Simulcast				
Horse	\$ 1,250	\$ 1,340	\$ 505	\$ 516
Greyhound	-	-	505	516
Total admission tax	<u>\$ 1,250</u>	<u>\$ 1,340</u>	<u>\$ 1,010</u>	<u>\$ 1,032</u>
<b>Other taxes &amp; fees</b>				
Daily license fees	\$ 2,000	\$ 2,100	\$ 600	\$ 600
Licensing	5,152	3,372	752	598
Fines	1,050	2,650	-	200
Local ad valorem tax	1,460	1,548	810	834
Total other taxes & fees	<u>\$ 9,662</u>	<u>\$ 9,670</u>	<u>\$ 2,162</u>	<u>\$ 2,232</u>





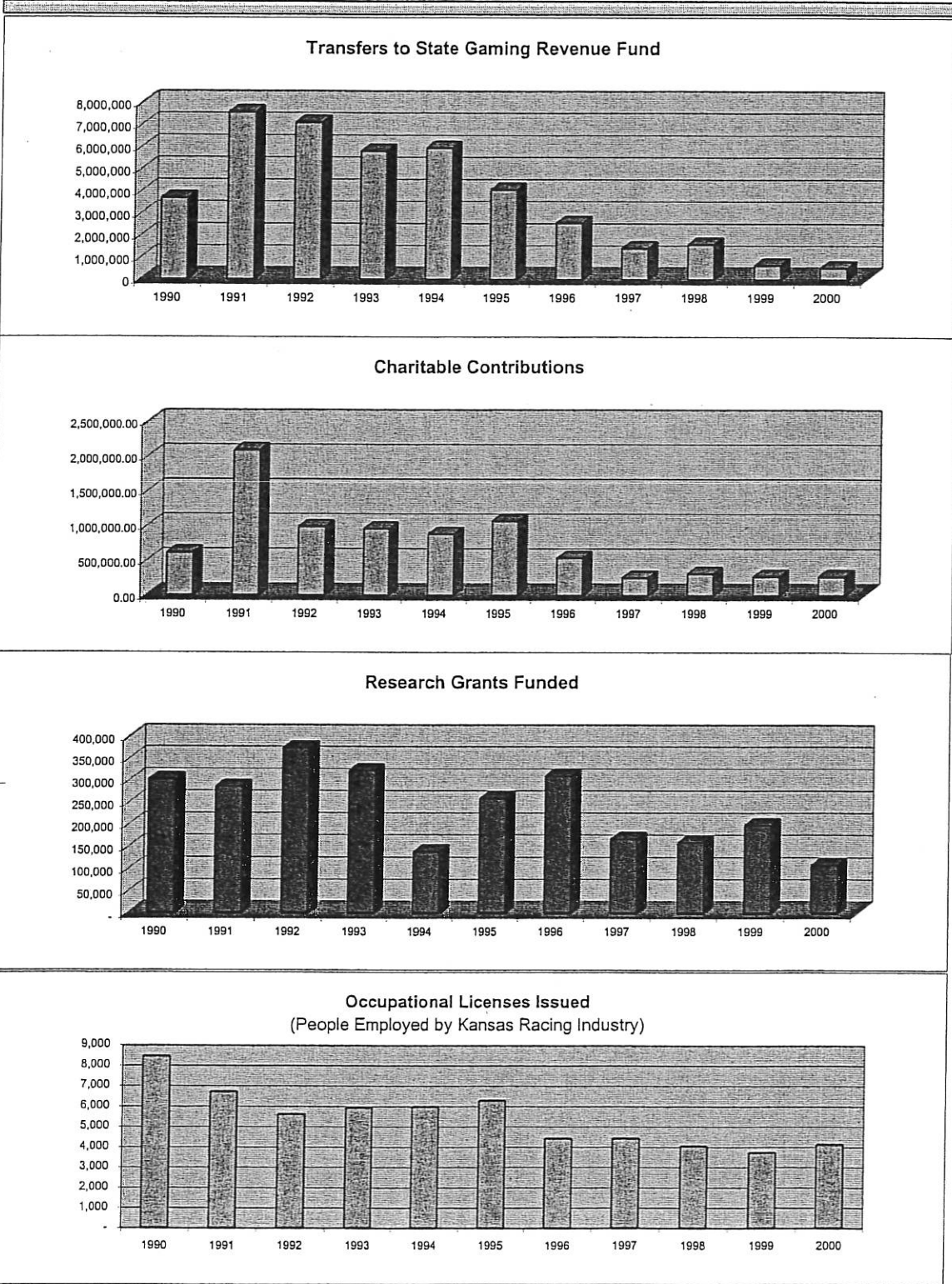
**Track Statistics**  
For Calendar Years 2000 and 1999



	Overall Totals	
	2000	1999
<b>Pari-mutuel tax</b>		
Live		
Horse	\$ 57,312	\$ 59,460
Greyhound	1,288,444	1,508,643
Total live pari-mutuel tax	<u>1,345,756</u>	<u>1,568,103</u>
Simulcast		
Horse	1,605,625	1,496,848
Greyhound	1,238,088	1,044,867
Total simulcast pari-mutuel tax	<u>2,843,713</u>	<u>2,541,715</u>
Total pari-mutuel tax	<u>\$ 4,189,469</u>	<u>\$ 4,109,818</u>
<b>Outs</b>		
Live		
Horse	\$ 17,084	\$ 16,470
Greyhound	293,314	276,337
Total live outs	<u>310,398</u>	<u>292,807</u>
Simulcast		
Horse	234,721	197,118
Greyhound	154,445	116,994
Total simulcast outs	<u>389,166</u>	<u>314,111</u>
Total outs	<u>\$ 699,564</u>	<u>\$ 606,919</u>
<b>Breakage</b>		
Live		
Horse	\$ 13,342	\$ 15,057
Greyhound	106,982	108,917
Total live breakage	<u>120,324</u>	<u>123,974</u>
Simulcast		
Horse	226,642	211,092
Greyhound	60,414	46,201
Total simulcast breakage	<u>287,056</u>	<u>257,293</u>
Total breakage	<u>\$ 407,380</u>	<u>\$ 381,267</u>
<b>Admission tax</b>		
Live/Simulcast		
Horse	\$ 4,753	\$ 4,767
Greyhound	39,697	40,712
Total admission tax	<u>\$ 44,450</u>	<u>\$ 45,479</u>
<b>Other taxes &amp; fees</b>		
Daily license fees	\$ 118,800	\$ 120,700
Licensing	52,430	43,923
Fines	15,289	15,817
Local ad valorem tax	2,270	2,382
Total other taxes & fees	<u>\$ 188,789</u>	<u>\$ 182,822</u>



# Benefits of Parimutuel Racing





# Charitable Contributions



The Kansas parimutuel racing act directs that each organization licensee must distribute net earnings to 501(c)(3) nonprofits who are domiciled in and who will expend the monies in Kansas. The following schedule indicates the amount of charitable contributions by each organization licensee:

	Calendar Year	
	2000	1999
TRAK East	\$ 76,837	\$ 51,211
Wichita Greyhound Charities, Inc.	\$193,532	\$219,480

TRAK East is associated with the Woodlands Race Course and Woodlands Kennel Club. Wichita Greyhound Charities, Inc. is associated with Wichita Greyhound Park. The following reflects how these charitable distributions improve the quality of life for Kansans:

### TRAK EAST, INC. - 2000

(15 CONTRIBUTIONS)

Alzheimer's Association – Heartland Chapter	\$5,000
Big Brothers/Big Sisters of Douglas County	2,400
Big Brothers/Big Sisters	9,000
Big Brothers/Big Sisters of Manhattan	3,500
CASA of the High Plains	4,000
Catholic Housing of Wyandotte County	8,000
Donnelly College	8,320
Duchense Clinic	4,400
Economic Opportunity Foundation	5,000
Kansas Center for Canine Assistance	2,000
Kansas Jaycees Cerebral Palsy Foundation	1,528
Leavenworth Road Association	5,000
Salina Emergency Aid/Food Bank	3,500
Temporary Lodging for Children	5,189
They Wyandotte County Parks Foundation	10,000
Total	<u>\$76,837</u>

### WICHITA GREYHOUND CHARITIES, INC. – 2000

(46 CONTRIBUTIONS)

The Kansas African Museum	\$3,000
Manhattan Arts Center	5,000



## Charitable Contributions



---

Metropolitan Ballet of Wichita	5,000
Music Theatre of Wichita	5,400
Stage One	3,000
Wichita Art Museum	3,650
Wichita Black Arts Festival Association	3,500
Wichita State University Endowment Association	5,000
Wichita Symphony Society	5,000
Wichita-Sedgwick County Arts and Humanities Council	10,000
Adoption with Wisdom and Honesty	1,245
Boothe Foundation	5,000
Breakthrough Club	5,000
CASA of Cowley County	2,643
CASA of the High Plains	1,900
Cerebral Palsy Research Foundation of Kansas	5,000
Heartspring	5,000
Hospice	2,000
Information Access Association	920
Junior Achievement of Wichita	2,000
Kansas Jaycees Cerebral Palsy Foundation	5,000
Kansas Public Telecommunication Services	3,000
KETCH	5,000
Make-a-Wish Foundation of Kansas	5,000
March of Dimes KS/Western MO Chapter	5,000
Medical Service Bureau	5,000
Mothers Day Out	1,555
Newton Area Senior Center	1,408
Newton Meals on Wheels	5,000
Race The Wind Greyhound Adoption	1,500
Roots & Wings	4,330
Salina Emergency Aid/Food Bank	2,000
Starkey	5,000
TLC Greyhound Adoption	1,500
Wellington Academy/Homeplus	5,749
Wichita Children's Home	2,770
Wichita Independents	3,000
Wichita Lifeline	2,500
The Balmer Fund	2,292
Exploration Place	5,000
Friends of the Sedgwick County Soldiers and Sailors Civil War Monument	5,000
Orpheum Performing Arts Center	5,000



## Charitable Contributions



---

Sedgwick County Zoo	12,500
The Wichita Convention & Sports Foundation	8,000
Wichita Festivals	9,680
Wichita/Sedgwick County Historical Museum	2,490
Total	<u>\$193,532</u>

Agency/Program	Actual FY 2000	Approved FY 2001	Approved FY 2002
<b>Department of Education/Board of Regents</b>			
K-12 — Ag in the Classroom	\$ 0	\$ 30,000	\$ 0
K-12 — Challenger Project	0	50,000	0
Matching Grants - AVTS	191,018	200,000	166,855
Postsecondary Aid—AVTS	6,716,110	6,882,981	6,916,110
Capital Outlay—AVTS	2,000,000	2,700,000	2,700,000
Comprehensive Grant Scholarship Assistance	0	250,000	250,000
Subtotal - Education/Regents	\$ 8,907,128	\$ 10,112,981	\$ 10,032,965
<b>Historical Society</b>			
Agency Operations	\$ 192,107	\$ 95,000	\$ 0
<b>Arts Commission</b>			
Agency Operations	\$ 0	\$ 119,110	\$ 0
<b>State Library</b>			
Grants to Local Libraries	\$ 0	\$ 170,000	\$ 0
<b>Department of Administration</b>			
Public Television Grants	\$ 0	\$ 350,000	\$ 0
<b>Wildlife and Parks</b>			
Local Government Outdoor Recreation	\$ 500,000	\$ 500,000	\$ 0
<b>Adjutant General</b>			
Kansas National Guard Educational Assist. Program	\$ 50,000	\$ 50,000	\$ 250,000
<b>State Water Plan Fund</b>			
	\$ 2,000,000	\$ 2,000,000	\$ 1,638,180
<b>TOTAL EXPENDITURES</b>	<b>\$ 45,435,010</b>	<b>\$ 47,266,938</b>	<b>\$ 45,305,712</b>

**EDIF Resource Estimate  
FY 2001 - FY 2002**

	Approved FY 2001	Approved FY 2002
Beginning Balance	\$ 3,779,114	\$ 1,976,476
Gaming Revenue	42,500,000	42,500,000
Other Income	2,964,300	1,000,000
Total Available	\$ 49,243,414	\$ 45,476,476
Less: Expend. and Transfers	47,266,938	45,305,712
<b>ENDING BALANCE</b>	<b>\$ 1,976,476</b>	<b>\$ 170,764</b>



\$30,000 from the State General Fund. For FY 2003, the amount requested is \$35,000, of which the \$5,000 increase is a State Board enhancement.

**The Governor concurs** with the estimate of \$30,000 in FY 2002, but does not recommend funding for the program in FY 2003.

- **Communities in Schools.** The communities in schools program, headquartered in Wichita, has programs in 21 school districts in six counties. The program matches children and families in need of services with existing community resources, such as tutoring, mentoring, health, social, and family services. Since 1995, the program has been funded with a \$50,000 transfer from the Family and Children Investment Fund. In addition, when start-up federal funding ended in FY 1999, the state provided additional assistance from either the State General Fund or the Children's Initiatives Fund. For FY 2001, \$125,000 was appropriated from the Children's Initiatives Fund, but no additional appropriation was made for FY 2002. For FY 2003, the State Department is requesting \$125,000 from the State General Fund, in addition to the \$50,000 transfer from the Family and Children Investment Fund.

**The Governor recommends** no funding for the communities in schools program, except for the \$50,000 transfer from the Family and Children Investment Fund in both FY 2002 and FY 2003.



- **Agriculture in the Classroom.** State funding is provided for the Kansas Foundation for Agriculture in the Classroom, a non-profit corporation formed in 1983 to serve as a link between agriculture and education in Kansas. The Foundation collaborates with Kansas State University, Wichita State University, and Fort Hays State University to offer summer courses for teachers to receive continuing education credits in education and agriculture. The Foundation pays the tuition for teachers to attend and also sponsors a booth and mini-course during the Kansas State Fair to education students and adults about agriculture. For FY 2002, the State Department estimates expenditures of \$35,000 from the State General Fund. For FY 2003, the State Department requests \$40,000, of which the \$5,000 increase is an enhancement proposed by the State Board.

**The Governor concurs** with the estimate of \$35,000 in FY 2002, but provides no funding for the program in FY 2003.

- **Sports Hall of Fame.** In FY 2002, funding for the Sports Hall of Fame was transferred from the Department of Commerce and Housing and an appropriation of \$50,000 was made from the State General Fund. The State Department requests the same amount for FY 2003.

**The Governor concurs** with the estimate of \$50,000 for FY 2002, but does not fund the Sports Hall of Fame in FY 2003.



- **Challenger Project.** A grant was first made in FY 2001 (\$50,000 from the Economic Development Initiatives Fund) to renovate a building in Wellington to house a center that would allow school children to experience simulated space flights. For FY 2002, expenditures of \$50,000 are estimated from the State General Fund. For FY 2003, the State Department requests another \$50,000 from the State General Fund.

**The Governor concurs** with the estimate of \$50,000 for FY 2002, but does not fund the Challenger Project in FY 2003.

- **Grant to Emporia State University–National Board Certification Program.** The 2001 Legislature made a \$90,000 grant from the State General Fund to Emporia State University specifically for operating expenses associated with the National Board certification program operated by the Jones Institute for Educational Excellence. The program is the only one in Kansas that prepares teachers to become certified by the National Board for Professional Teaching Standards. The State Department requests the same level of funding (\$90,000) for FY 2003.

**The Governor concurs** with the estimate of \$90,000 for FY 2002, but includes no funding for the program in FY 2003.