

Approved: 3-24-99
Date

MINUTES OF THE HOUSE COMMITTEE ON BUSINESS, COMMERCE AND LABOR.

The meeting was called to order by Chairperson Al Lane at 9:08 a.m. on March 12, 1999 in Room 521-S of the Capitol.

All members were present except: Rep. Phyllis Gilmore - excused
Rep. Rick Rehorn - excused
Rep. Dale Swenson - excused
Rep. John Toplikar - excused

Committee staff present: Jerry Donaldson, Legislative Research Department
Bev Adams, Committee Secretary

Conferees appearing before the committee: Roger Aeschliman, Acting Secretary of KDHR
Heather M. Whitley, KDHR

Others attending: See attached list

Rep. Grant made a motion to accept the minutes of March 11, 1999. The motion was seconded by Rep. Humerickhouse. The motion carried and the minutes were approved as written.

Roger Aeschliman, Acting Secretary of the Kansas Department of Human Resources (KDHR), appeared before the committee to introduce Heather M. Whitley, the new Director of Employment and Training, KDHR.

Ms. Whitley gave an update of the development of "Kansas One Stop". Their mission is to develop a "One Stop" system of information and service delivery that is customer driven and designed to provide maximum choices in employment, education and training services. The goals are: 1) common points of access, 2) information sharing capability, 3) comprehensive and integrated workforce development system, and 4) invisible agency and program boundaries. She gave the committee an example of a center in Independence, Kansas, which is now open with several agencies sharing the same building. By July 1, 1999, there must be one "One Stop" up and running in each of the five service delivery areas in Kansas. She finished her presentation by answering questions from the committee. (See Attachment 1) Also included in her handouts is a booklet, Workforce Investment Act of 1998, published by the U. S. Department of Labor Employment and Training Administration, September 1998, which is available from KDHR, 401 SW Topeka, Topeka, Kansas, 66603-3182.

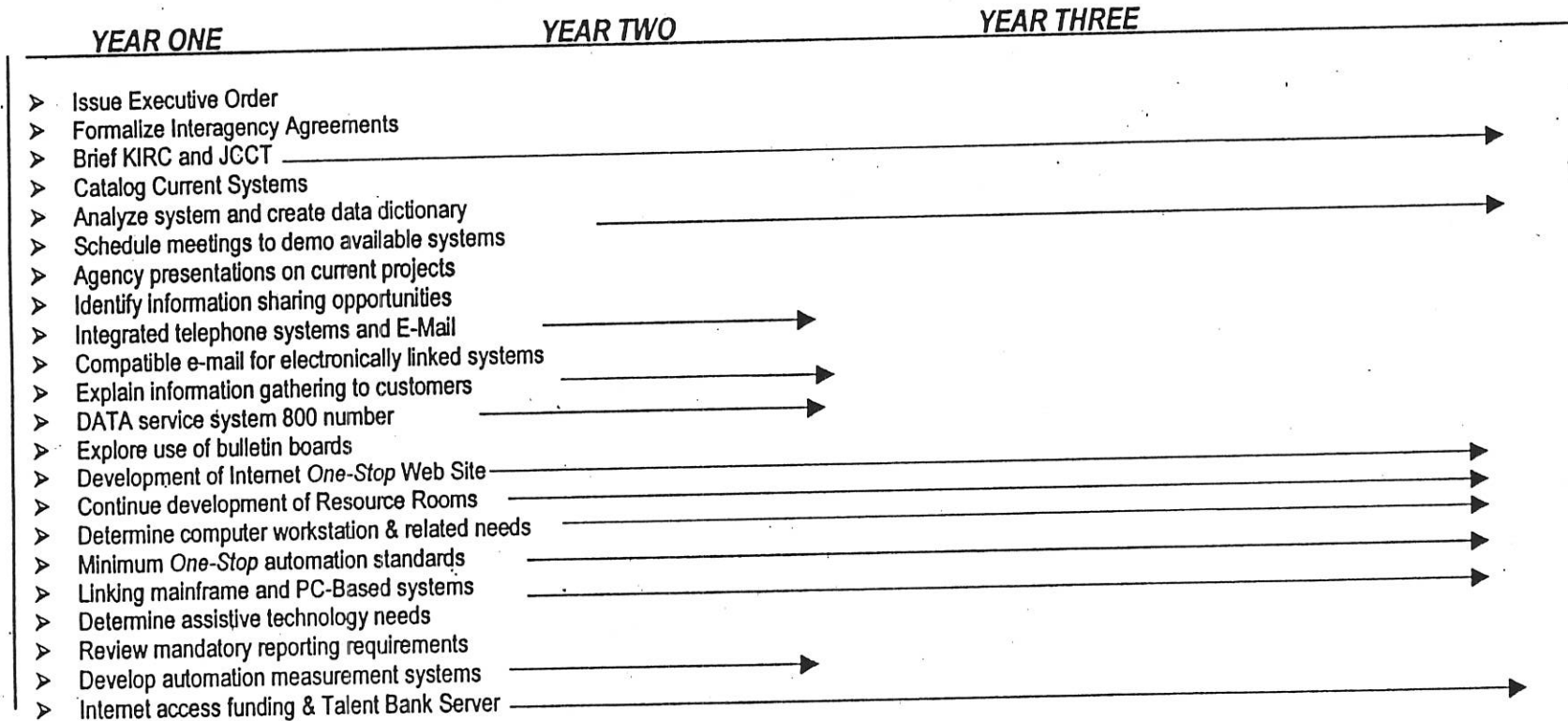
Mr. Aeschliman told the committee that "One Stop" will be available to everyone in Kansas. Most people will use this service in a self-service environment or if needed can ask for help. Others who are critically underserved and unemployed will need to qualify for training, education and other programs and services. Even if the KDHR or SRS doesn't have an office in a certain location, "One Stop" services will be available in partnership with other agencies with people who are trained to provide them. An ideal way to use "One Stop" may be sometime in the future when you can sit down at a computer with a camera and you can see and talk with a person over the Internet, and he/she can answer you and provide you with services.

Chairman Lane adjourned the meeting at 9:52 a.m.

Next week's meetings are on call of the chairman.

Information Technology Timeline

The mark of excellence in the design of any information system is the capability of the system to meet the needs of the customer. Kansas will pursue an ambitious plan for statewide information systems that will support staff-to-staff communication between and among state and local *One-Stop* staff as well as support the delivery of automated information systems to *One-Stop* customers throughout the state.



House Business, Commerce & Labor Comm
 3-12-99
 Attachment 1

HOUSE BUSINESS, COMMERCE & LABOR COMM.
 3-12-99
 Attachment 1

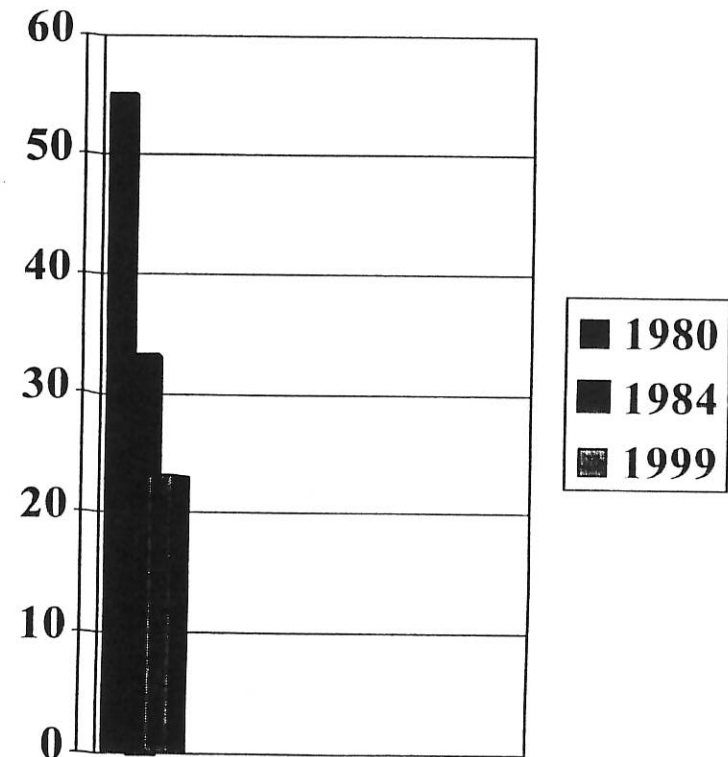
1-2

The World of Work 2000 & Beyond

Heather M. Whitley
Director, Employment and Training
Kansas Department of Human Resources
(785)296-7874
hwhitley@hr.state.ks.us
www.hr.state.ks.us

Chronology

- In the early 1980's KDHR had 55 offices throughout the state.
- Due to budget constraints, KDHR began to co-locate intra-agency programs and in 1984 there were 33 offices.
- Nearly 10 years later, the USDOL offered grant money to "one-stop" intra-agency functions. Kansas was denied funds in 1993 because we were ahead of the trend.
- In 1994 the USDOL began discussing partnering and co-locating. The "one-stop government" concept was born.
- 1998 WIA was signed into law.
- In 1999 KDHR has 23 offices serving the state, all of which have partnerships.



One-Stop Government

- Must be established in local areas. Kansas will have a minimum of 5. RFP released February 1999.
- Local communities have flexibility in designing system. Kansas may have virtual, roving, campus or cohabitation.
- Mandated partners and core services are minimum. Kansans will have access to intensive services and training as well.

Kansas One-Stop


Mission

Goals

- To develop a One-Stop system of information and service delivery that is customer driven and designed to provide maximum choices in employment, education and training services.

- Common points of access
- Information sharing capability
- Comprehensive and integrated workforce development system
- Invisible agency and program boundaries

Where are we now?



1-6

RFP out

Interagency
planning

Identifying
partners &
Services

Info Tech
Strategizing
\$3 million

Developing
One-Stop and
KWIP web
page


Lease
Committee

1-6

For Instance Independence...

- KDHR
- American Red Cross
- Child Support Enforcement
- Parole Office
- SE KS Paralegal Services
- SRS
- Vocational Rehab
- KS Human Rights Commission
- KAW Valley Center
- Montgomery Co. Action Council
- Montgomery Co.. Community Corrections
- Drivers License Bureau
- Family & Children Services
- Four County Mental Health
- ICC Allied Health
- ICC ABE
- ICC Corporate Wellness
- ICC Cosmetology School

Come visit April 9 during the next KWIP meeting - (316)332-1660



KDHR EMPLOYMENT & TRAINING NEWS

Kansas Department of Human Resources taps new Employment and Training Director

February 18, 1999

Topeka, KS ----- Roger T. Aeschliman, Acting Secretary, Kansas Department of Human Resources (KDHR), has announced the hiring of Heather M. Whitley, Jacksonville, Florida, as Director of the KDHR Division of Employment and Training, effective February 8, 1999.

"We are truly pleased to have someone of Heather's caliber join our team", Aeschliman said. "She brings a wealth of knowledge and experience from the public and private sectors which will help us serve our customers in even more innovative and efficient ways."

Whitley has most recently served as director of government affairs at the Northeast Florida Association of Realtors. She has also worked as Director of Community Outreach at Goodwill Industries of North Florida, the community liaison for the economic development arm of the Florida Community College at Jacksonville, and a Cryptologic Technician in the United States Navy.

She has been involved with the Pi Alpha Alpha Public Administration Honor Society, has served as a One-Stop Consortium member in Florida, and has been a featured presenter at national conferences on writing and administering HUD grants.

Whitley received a Bachelor of Political Science degree from the University of Missouri in 1995, a Master of Public Administration from the University of North Florida in 1997, and has been pursuing a Juris Doctorate from the Florida Coastal School of Law.

She is supervising a variety of employment and training programs, playing an instrumental role in the state's One-Stop efforts and working closely with the Governor's Kansas Workforce Investment Partnership (KWIP).

###

Contact: Angela Goering
KDHR Communications
785-296-0901

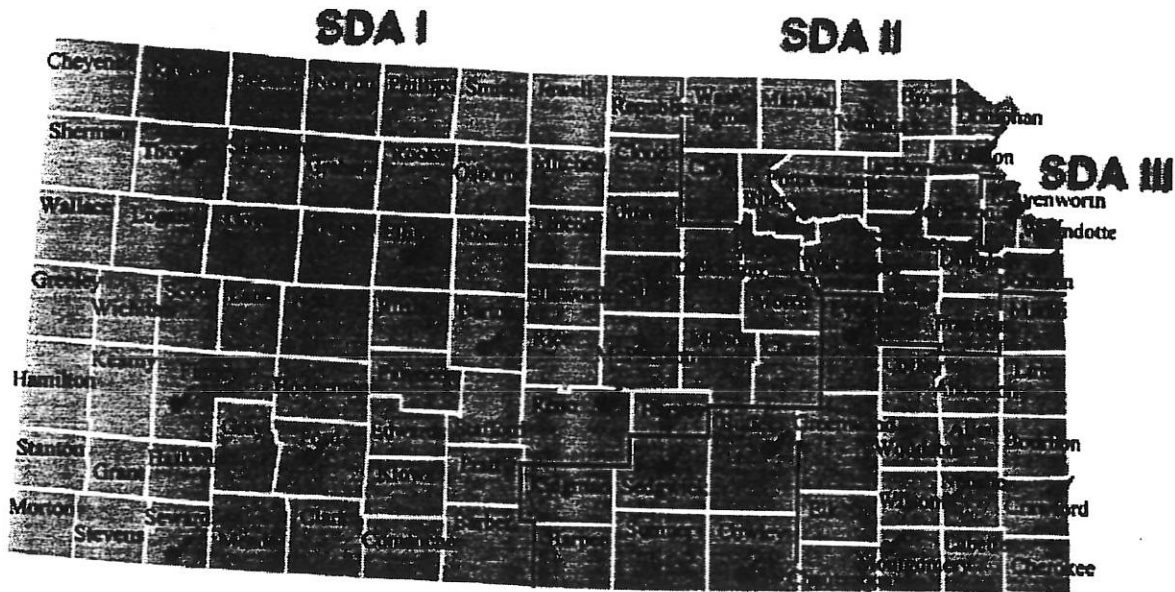


Click and return to the *KDHR* home page.

1-8



Current Location: Home: ▶ Job Service Centers



✓ Denotes Career Center Location

Arkansas City Office
 221 W. Chestnut Avenue
 PO Box 858
 Arkansas City, KS
 67005-0858
 Tel: (316) 442-3130
 Fax: (316) 442-6740

Atchison Office
 818 Kansas Avenue
 Atchison, KS 66002-2396
 Tel: (785) 367-4814
 Fax: (785) 367-3980

Chanute Office
 119 N. Grant Street
 PO Box 778
 Chanute, KS 66720-0778
 Tel: (316) 431-4950
 Fax: (316) 431-2375

Colby Office
 485 N. Chick Avenue
 PO Box E
 Colby, KS 67701-0984
 Tel: (785) 462-6862
 Fax: (785) 462-8371

Dodge City Office
 2308 1st Avenue

Great Bend Office
 1025 Main
 PO Box 969
 Great Bend, KS 67530-0969
 Phone... (316) 793-5445
 Fax..... (316) 793-3188

Hays Office
 332 E. 8th Street
 PO Box 659
 Hays, KS 67601-0659
 Phone... (785) 625-5654
 Fax..... (785) 625-0092

Hutchinson Office
 518 N. Washington Street
 PO Box 1799
 Hutchinson, KS 67504-1799
 Phone... (316) 663-6131
 Fax..... (316) 669-0738

Independence Office
 200 Arco Place
 Independence, KS
 67301-3312
 Phone... (316) 332-1660
 Fax..... (316) 332-1668

Kansas City Office
 552 State Avenue

Manhattan Office
 621 Humboldt Street
 PO Box 940
 Manhattan, KS 66502-0009
 Phone... (785) 776-8884
 Fax..... (785) 776-0568

Newton Office
 116 E. 6th Street
 PO Box 406
 Newton, KS 67114-0406
 Phone... (316) 283-4220
 Fax..... (316) 283-4201

Overland Park Office
 8417 Santa Fe Drive
 Overland Park, KS
 66212-2799
 Phone... (913) 642-8484
 Fax..... (913) 642-7260
 TTY..... (913) 341-1507

Pittsburg Office
 104 S. Pine Street
 Pittsburg, KS 66762-5115
 Phone... (316) 231-4250
 Fax..... (316) 231-6448

Salina Office
 203 N. 10th Street

1-9

PO Box 1029
 Dodge City, KS 67801-1029
 Tel: (316) 227-2149
 Fax: (316) 227-9667

Kansas City, KS 66101-2462
 Phone... (913) 281-3000
 Fax..... (913) 281-0069
 TTY..... (913) 281-1942

PO Box 1817
 Salina, KS 67402-1817
 Phone... (785) 827-0385
 Fax..... (785) 827-2307

El Dorado Office
 123 E. 2nd Avenue
 PO Box 350
 Eldorado, KS 67042-0350
 Tel: (316) 321-2350
 Fax: (316) 321-7653

Lawrence Office
 833 Ohio Street
 PO Box 589
 Lawrence, KS 66044-0589
 Phone... (785) 843-0531
 Fax..... (785) 843-0096

Topeka Office
 1430 SW Topeka Boulevard
 Topeka, KS 66612-1897
 Phone... (785) 296-1715
 Fax..... (785) 296-1984

Emporia Office
 512 Market Street
 PO Box 707
 Emporia, KS 66801-0707
 Phone: (316) 342-3355
 Fax: (316) 342-2806

Leavenworth Office
 600 S. 5th Street
 PO Box 646
 Leavenworth, KS
 66048-1098
 Phone... (913) 682-4152
 Fax..... (913) 682-1804

Wichita Office
 402 E. 2nd Street
 PO Box 877
 Wichita, KS 67201-0877
 Phone... (316) 266-8600
 Fax..... (316) 266-8656

Garden City
 107 E. Spruce Street
 PO Box 994
 Garden City, KS 67846-0994
 Phone... (316) 276-2339
 Fax..... (316) 276-7306

Liberal Office
 807 S. Kansas Avenue
 Liberal, KS 67901-4193
 Phone... (316) 624-1863
 Fax..... (316) 624-3355

- Civilian Labor Force
- Labor Force Estimates
- Unemployment Rates
- Unemployment Rate Map

Hours and Earnings

	Average Weekly Hours		Average Weekly Wages	
	Jan. '99	Jan. '98	Jan. '99	Jan. '98
Kansas				
Manufacturing	41.0	42.8	\$583.02	\$588.07
Durable Goods	41.7	43.6	630.50	638.74
Machinery	40.8	42.5	532.03	526.15
Transportation Equipment	44.0	46.0	799.92	829.38
Nondurable Goods	39.9	41.5	510.72	510.45
Food Products	42.2	44.6	498.80	494.61
Meat Products	43.5	46.2	474.15	455.99
Mining	39.5	42.8	526.14	531.15
Oil and Gas Extraction	36.6	41.5	503.98	524.15
Topeka Area (Shawnee County)				
Manufacturing	40.4	42.3	665.79	660.73
Wichita Area (Butler, Harvey, and Sedgwick Counties)				
Manufacturing	42.3	44.1	700.49	716.63
Food Products	40.2	42.7	500.49	499.16

Developed in cooperation with the U. S. Bureau of Labor Statistics. Adjusted to a March 1998 benchmark.

**Unemployment Insurance
(Intrastate plus agent)**

	Jan. '99	Dec. '98	Jan. '98
Kansas			
Initial Claims	13,432	12,501	11,715
Insured Rate	1.6%	1.1%	1.6%
Average Payment	\$218.18	\$213.31	\$210.51
Individuals Receiving Payments	22,120	16,260	22,764
Reserves (\$000)	535,695	549,103	593,946

**Nonfarm Wage and Salary Employment
Place of Work Data (thousands)**

1-11

	Jan. '99	Dec. '98	Jan. '98
Kansas			
All Industries	1,315.7	1,337.5	1,273.1
Manufacturing	214.3	214.5	211.0
Mining	6.8	7.0	8.0
Construction	59.0	62.3	53.2
Transportation and Public Utilities	76.6	77.2	73.4
Wholesale and Retail Trade	319.6	326.7	310.2
Finance, Insurance and Real Estate	62.6	62.5	60.4
Services	336.4	340.1	320.1
Government	240.4	247.2	236.8
Lawrence Area (Douglas County)			
All Industries	47.5	50.0	45.9
Manufacturing	5.2	5.3	5.5
Construction and Mining	1.9	2.1	1.9
Transportation and Public Utilities	1.3	1.3	1.2
Wholesale and Retail Trade	11.9	12.5	11.5
Finance, Insurance and Real Estate	2.1	2.1	2.0
Services	11.0	12.0	10.9
Government	14.1	14.7	12.9
Topeka Area (Shawnee County)			
All Industries	100.7	103.1	98.8
Manufacturing	10.1	10.0	9.8
Construction and Mining	4.2	4.5	3.8
Transportation and Public Utilities	5.7	5.8	5.9
Wholesale and Retail Trade	22.1	23.1	21.3
Finance, Insurance and Real Estate	6.7	6.8	6.7
Services	30.1	30.6	28.7
Government	21.8	22.3	22.6
Wichita Area (Butler, Harvey, and Sedgwick Counties)			
All Industries	286.4	289.9	280.1
Manufacturing	74.2	74.3	73.0
Mining	1.2	1.2	1.3
Construction	14.3	14.9	13.0
Transportation and Public Utilities	11.0	11.1	11.0
Wholesale and Retail Trade	63.4	64.6	62.6
Finance, Insurance and Real Estate	11.7	11.7	11.0
Services	76.7	77.2	74.8

1-12

Government	33.9	34.9	33.4
------------	------	------	------

Developed in cooperation with the U. S. Bureau of Labor Statistics. Adjusted to a March 1998 benchmark.

**Civilian Labor Force
Place of Residence Data**

	Jan. '99	Dec. '98	Jan. '98
Kansas			
Civilian Labor Force	1,431,538	1,432,920	1,376,565
Employment	1,374,522	1,386,673	1,315,991
Unemployment	57,016	46,247	60,574
Unemployment Rate	4.0	3.2	4.4
Lawrence Area (Douglas County)			
Civilian Labor Force	55,304	56,979	52,744
Employment	53,003	55,130	50,283
Unemployment	2,301	1,849	2,461
Unemployment Rate	4.2	3.2	4.7
Topeka Area (Shawnee County)			
Civilian Labor Force	91,705	91,946	89,430
Employment	87,596	88,652	84,543
Unemployment	4,109	3,294	4,887
Unemployment Rate	4.5	3.6	5.5
Wichita Area (Butler, Harvey, and Sedgwick Counties)			
Civilian Labor Force	293,598	291,631	281,911
Employment	282,939	282,688	272,114
Unemployment	10,659	8,943	9,797
Unemployment Rate	3.6	3.1	3.5
Kansas City Area (Johnson, Leavenworth, Miami, and Wyandotte Counties)			
Civilian Labor Force	389,198	389,474	372,175
Employment	374,742	377,504	355,955
Unemployment	14,456	11,970	16,220
Unemployment Rate	3.7	3.1	4.4

Developed in cooperation with the U. S. Bureau of Labor Statistics.

**Kansas Labor Force Estimates *January 1999 Preliminary*
Place of Residence Data**

Area	Civilian Labor Force	Employment	Unemplo
------	-------------------------	------------	---------

1-13

Kansas	1,431,538	1,374,522	57
Kansas Part of the Kansas City MSA (Johnson, Leavenworth, Miami, and Wyandotte Counties)	389,198	374,742	14
Lawrence MSA (Douglas County)	55,304	53,003	2
Topeka MSA (Shawnee County)	91,705	87,596	4
Wichita MSA (Butler, Harvey, and Sedgwick Counties)	293,598	282,939	10
Finney-Kearny LMA (Finney and Kearny Counties)	21,783	21,153	
Lyon-Chase LMA (Lyon and Chase Counties)	22,189	21,117	1
Riley-Geary-Pottawatomie LMA (Riley, Geary, and Pottawatomie Counties)	53,720	51,018	2
Saline-Ottawa LMA (Saline and Ottawa Counties)	33,511	32,403	1
Allen County	6,874	6,406	
Anderson County	3,809	3,508	
Atchison County	7,993	7,556	
Barber County	2,379	2,288	
Barton County	15,100	14,533	
Bourbon County	7,255	6,807	
Brown County	6,452	6,149	
Butler County	32,394	31,265	1
Chase County	1,557	1,461	
Chautauqua County	1,796	1,681	
Cherokee County	10,298	9,698	
Cheyenne County	1,746	1,707	
Clark County	1,340	1,310	
Clay County	5,033	4,806	
Cloud County	5,089	4,857	
Coffey County	3,968	3,710	
Comanche County	961	946	
Cowley County	18,249	17,493	
Crawford County	18,513	17,606	
Decatur County	1,619	1,571	
Dickinson County	10,650	10,096	
Doniphan County	4,230	4,022	
Douglas County	55,304	53,003	2
Edwards County	1,605	1,540	
Elk County	1,323	1,256	
Ellis County	17,287	16,772	
Ellsworth County	3,012	2,915	
Finney County	19,591	19,023	
Ford County	15,638	15,283	
Franklin County	14,552	13,786	
Geary County	10,915	9,900	1
Gove County	1,412	1,362	
Graham County	1,530	1,478	
Grant County	4,178	3,962	

1-14

Gray County	3,583	3,514	
Greeley County	760	736	
Greenwood County	3,255	3,023	
Hamilton County	1,150	1,126	
Harper County	3,082	2,991	
Harvey County	17,174	16,669	
Haskell County	2,042	1,990	
Hodgeman County	966	947	
Jackson County	7,329	6,957	
Jefferson County	10,749	10,258	
Jewell County	1,961	1,911	
Johnson County	264,631	258,233	6
Kearny County	2,192	2,130	
Kingman County	4,420	4,264	
Kiowa County	1,478	1,443	
Labette County	11,213	10,572	
Lane County	974	946	
Leavenworth County	29,964	28,397	1
Lincoln County	1,796	1,722	
Linn County	3,269	2,897	
Logan County	1,753	1,697	
Lyon County	20,632	19,656	
McPherson County	16,104	15,706	
Marion County	7,135	6,919	
Marshall County	6,022	5,819	
Meade County	2,281	2,238	
Miami County	14,629	13,872	
Mitchell County	3,499	3,404	
Montgomery County	18,581	17,553	1
Morris County	3,095	2,922	
Morton County	1,789	1,746	
Nemaha County	6,094	5,914	
Neosho County	8,910	8,341	
Ness County	1,722	1,666	
Norton County	3,216	3,158	
Osage County	10,077	9,317	
Osborne County	2,228	2,161	
Ottawa County	3,105	2,994	
Pawnee County	3,204	3,115	
Phillips County	3,086	2,999	
Pottawatomie County	11,127	10,695	
Pratt County	5,007	4,868	
Rawlins County	1,515	1,465	
Reno County	32,764	31,389	1
Republic County	3,026	2,922	
Rice County	4,587	4,375	
Riley County	31,678	30,423	1
Rooks County	3,598	3,468	
Rush County	1,776	1,707	
Russell County	3,516	3,371	
Saline County	30,406	29,409	
Scott County	2,826	2,785	
Sedgwick County	244,030	235,005	

Seward County	11,264	10,905	
Shawnee County	91,705	87,596	4
Sheridan County	1,560	1,521	
Sherman County	3,917	3,839	
Smith County	2,190	2,138	
Stafford County	2,356	2,278	
Stanton County	1,061	1,033	
Stevens County	2,730	2,654	
Sumner County	13,324	12,880	
Thomas County	4,780	4,667	
Trego County	1,880	1,800	
Wabaunsee County	3,510	3,343	
Wallace County	785	768	
Washington County	3,400	3,246	
Wichita County	1,149	1,117	
Wilson County	5,829	5,595	
Woodson County	1,464	1,341	
Wyandotte County	79,975	74,241	5
City of Emporia	14,959	14,195	
City of Garden City	14,500	14,032	
City of Hutchinson	20,515	19,537	
City of Kansas City	73,627	68,134	5
City of Lawrence	44,491	42,474	2
City of Leavenworth	15,094	14,170	
City of Lenexa	26,533	25,923	
City of Manhattan	21,851	21,059	
City of Olathe	46,498	45,211	1
City of Overland Park	85,809	83,945	1
City of Salina	25,915	25,053	
City of Shawnee	29,399	28,567	
City of Topeka	67,163	63,686	3
City of Wichita	185,069	177,639	7

Kansas Department of Human Resources, Labor Market Information Service
296-5058. Developed in cooperation with the U. S. Bureau of Labor Statistics

03/02/99

**Kansas Labor Force Estimates January 1999 Preliminary
Unemployment Rates (Per Cent)
Place of Residence Data**

Area	January 1999	December 1998
Kansas	4.0	3.2
Kansas Part of the Kansas City MSA (Johnson, Leavenworth, Miami, and Wyandotte Counties)	3.7	3.1
Lawrence MSA (Douglas County)	4.2	3.2
Topeka MSA (Shawnee County)	4.5	3.6

1-16

Wichita MSA (Butler, Harvey, and Sedgwick Counties)	3.6	3.1
Finney-Kearny LMA (Finney and Kearny Counties)	2.9	2.4
Lyon-Chase LMA (Lyon and Chase Counties)	4.8	3.7
Riley-Geary-Pottawatomie LMA (Riley, Geary, and Pottawatomie Counties)	5.0	3.7
Saline-Ottawa LMA (Saline and Ottawa Counties)	3.3	2.7
Allen County	6.8	4.6
Anderson County	7.9	5.0
Atchison County	5.5	4.3
Barber County	3.8	3.6
Barton County	3.8	3.1
Bourbon County	6.2	4.1
Brown County	4.7	4.5
Butler County	3.5	3.1
Chase County	6.2	4.9
Chautauqua County	6.4	5.1
Cherokee County	5.8	5.6
Cheyenne County	2.2	2.0
Clark County	2.2	1.3
Clay County	4.5	3.8
Cloud County	4.6	3.0
Coffey County	6.5	5.5
Comanche County	1.6	1.7
Cowley County	4.1	4.0
Crawford County	4.9	3.4
Decatur County	3.0	1.7
Dickinson County	5.2	3.4
Doniphan County	4.9	4.1
Douglas County	4.2	3.2
Edwards County	4.0	3.5
Elk County	5.1	3.6
Ellis County	3.0	2.4
Ellsworth County	3.2	2.7
Finney County	2.9	2.5
Ford County	2.3	2.1
Franklin County	5.3	3.9
Geary County	9.3	6.5
Gove County	3.5	3.6
Graham County	3.4	3.2
Grant County	5.2	3.9
Gray County	1.9	2.0
Greeley County	3.2	3.4
Greenwood County	7.1	4.4
Hamilton County	2.1	1.8
Harper County	3.0	2.1
Harvey County	2.9	2.2
Haskell County	2.5	2.5

1-17

Hodgeman County	2.0	1.4
Jackson County	5.1	3.4
Jefferson County	4.6	3.4
Jewell County	2.5	2.0
Johnson County	2.4	2.1
Kearny County	2.8	2.0
Kingman County	3.5	2.9
Kiowa County	2.4	2.6
Labette County	5.7	4.5
Lane County	2.9	3.0
Leavenworth County	5.2	3.7
Lincoln County	4.1	3.1
Linn County	11.4	8.2
Logan County	3.2	2.7
Lyon County	4.7	3.6
McPherson County	2.5	2.2
Marion County	3.0	2.8
Marshall County	3.4	2.6
Meade County	1.9	2.1
Miami County	5.2	3.1
Mitchell County	2.7	1.7
Montgomery County	5.5	5.0
Morris County	5.6	3.5
Morton County	2.4	1.6
Nemaha County	3.0	2.2
Neosho County	6.4	3.6
Ness County	3.3	3.0
Norton County	1.8	1.7
Osage County	7.5	4.6
Osborne County	3.0	2.6
Ottawa County	3.6	2.0
Pawnee County	2.8	2.4
Phillips County	2.8	2.3
Pottawatomie County	3.9	2.8
Pratt County	2.8	2.3
Rawlins County	3.3	2.4
Reno County	4.2	3.8
Republic County	3.4	2.4
Rice County	4.6	3.8
Riley County	4.0	3.1
Rooks County	3.6	3.7
Rush County	3.9	3.0
Russell County	4.1	3.3
Saline County	3.3	2.8
Scott County	1.5	1.3
Sedgwick County	3.7	3.1
Seward County	3.2	2.7
Shawnee County	4.5	3.6
Sheridan County	2.5	2.2
Sherman County	2.0	2.0
Smith County	2.4	1.7
Stafford County	3.3	2.1
Stanton County	2.6	2.6

1-18

Stevens County	2.8	2.7
Sumner County	3.3	3.0
Thomas County	2.4	2.0
Trego County	4.3	2.8
Wabaunsee County	4.8	3.5
Wallace County	2.2	2.2
Washington County	4.5	2.4
Wichita County	2.8	3.9
Wilson County	4.0	3.7
Woodson County	8.4	5.7
Wyandotte County	7.2	6.1
City of Emporia	5.1	3.9
City of Garden City	3.2	2.7
City of Hutchinson	4.8	4.3
City of Kansas City	7.5	6.3
City of Lawrence	4.5	3.5
City of Leavenworth	6.1	4.4
City of Lenexa	2.3	2.0
City of Manhattan	3.6	2.9
City of Olathe	2.8	2.4
City of Overland Park	2.2	1.9
City of Salina	3.3	2.8
City of Shawnee	2.8	2.5
City of Topeka	5.2	4.1
City of Wichita	4.0	3.4

Kansas Department of Human Resources, Labor Market Information Service
296-5058. Developed in cooperation with the U. S. Bureau of Labor Statistics

03/02/99

1-19