

T A

Approved: February 19, 1998  
Date

MINUTES OF THE HOUSE SELECT COMMITTEE ON HIGHER EDUCATION.

The meeting was called to order by Chairperson David Adkins at 12:00 noon on February 3, 1998 in Room 521-S of the Capitol.

All members were present.

Committee staff present: Julian Efird, Legislative Research Department  
Carolyn Rampey, Legislative Research Department  
Leah Robinson, Legislative Research Department  
Alan Conroy, Legislative Research Department  
Avis Swartzman, Revisor of Statutes  
Jim Wilson, Revisor of Statutes  
Leona Fultz, Committee Secretary

Conferees appearing before the committee: None

Others attending: See attached list

The committee continued to discuss the issues pertaining to higher education in the State of Kansas. A handout was presented to the committee from Stephen Jordan entitled "Responses to the Request from the Select Committee on Higher Education". (Attachment 1). Handouts were also presented from the Legislative Research Department entitled "Executive Summary, Addressing Academic Technology/Equipment Needs, Fiscal Years 1998 - 2002" (Attachment 2) and "Expenditures for 100% Unclassified Peer Salary Parity" (Attachment 3).


The committee decided to divide into two separate groups and bring back reports to the next meeting. These groups were divided into appropriations concerns and the governance concerns. Representatives Adkins, Garner, Howell and Pauls will report on governance issues. Representatives Farmer, Helgerson, Kejr, McKechnie and Weber will report on appropriations issues.

The Committee meeting adjourned and the next meeting was scheduled for Wednesday, February 4, 1998 at 5:00 p.m

**SELECT COMMITTEE ON HIGHER EDUCATION  
COMMITTEE GUEST LIST**

DATE: February 3, 1998

NAME	REPRESENTING
Don Josseland	KU
Dave Toplikas	Lawrence Journal-World
Amy May	KACCT
Joe Rossillon	ESU
Craig Grant	KNEA
<b>SUE PETERSEN</b>	<b>K-STATE</b>
Shuey Farmer	KASB
Sheila Frahm	KACCT
Larry Sisson	Kearney Law office
David Monial	Washburn
Eiri Septo	WSU
Mary Elizabeth Pomato	Pittsburg State U.
Albra Peidean	FHSU



# KANSAS BOARD OF REGENTS

700 SW HARRISON • SUITE 1410 • TOPEKA, KS 66603-3760

GENERAL ADMINISTRATION • 785-296-3421

STUDENT FINANCIAL AID • 785-296-3517

FAX • 785-296-0983

<http://www.ukans.edu/~kbor>

February 3, 1998

To: Representative David Adkins

From: Stephen M. Jordan, Executive Director

Re: Responses to the Request from the Select Committee on Higher Education

Enclosed for your review and consideration are the responses from the Regents universities to the request from the Select Committee on Higher Education. The responses identify degree, research, and service programs that are unique or distinctive and that are positioned for excellence in terms of world class standards. The responses include a fiscal note for each program and institution and a summary of the total fiscal resources needed to achieve excellence in the programs.

Please contact me if you have any questions about the this information.

enc

cc: Board of Regents  
Council of Presidents  
Legislative Liaisons

Select Committee on Higher Education  
February 3, 1998  
Attachment 1

**SUMMARY OF THE REGENTS UNIVERSITIES RESPONSES TO THE REQUEST  
FROM THE SELECT COMMITTEE ON HIGHER EDUCATION**

INSTITUTION	ONE-TIME FUNDING REQUEST	ANNUAL FUNDING REQUEST
University of Kansas		\$55,000,000.00
University of Kansas Medical Center	\$35,000,000.00	\$60,865,000.00
Kansas State University	\$13,839,452.00	\$63,525,490.00
Wichita State University	\$3,192,266.00	\$5,331,000.00
Emporia State University	\$2,123,000.00	\$2,468,565.00
Pittsburg State University	\$17,490,810.00	\$2,771,277.00
Fort Hays State University		\$2,400,000.00
TOTAL	\$71,645,528.00	\$192,361,332.00

SUMMARY OF THE REGENTS UNIVERSITIES RESPONSES TO THE REQUEST  
FROM THE SELECT COMMITTEE ON HIGHER EDUCATION

UNIVERSITY OF KANSAS - LAWRENCE CAMPUS

PROGRAM	ONE-TIME FUNDING REQUEST	ANNUAL FUNDING REQUEST
Biotechnology		\$5,330,000.00
Telecommunications/Computing		\$1,000,000.00
The Undergraduate Honors Program		\$2,930,000.00
Law		\$1,100,000.00
Materials and Structures		\$3,480,000.00
Architecture and Culture		\$751,000.00
International and Intercultural Studies		\$890,000.00
Museum Sciences		\$2,790,000.00
Human Behavior		\$2,144,000.00
Journalism and Communications		\$1,220,000.00
Technology		10,000,000.00
Management Decision-making		\$700,000.00
Public Policy and Public Administration		\$760,000.00
Library Resources to Support Teaching and Research		\$1,700,000.00
Humanities		\$690,000.00
Energy and Economic Resources		\$3,300,000.00
Aviation		\$800,000.00
Astrophysics		\$2,800,000.00
SUB-TOTAL		\$42,385,000.00
Balance needed to bring funding to level of peers.		\$12,615,000.00
TOTAL		\$55,000,000.00

**SUMMARY OF THE REGENTS UNIVERSITIES RESPONSES TO THE REQUEST  
FROM THE SELECT COMMITTEE ON HIGHER EDUCATION**

**UNIVERSITY OF KANSAS MEDICAL CENTER**

PROGRAM	ONE-TIME FUNDING REQUEST	ANNUAL FUNDING REQUEST
Excellence in Research		\$45,000,000.00
Excellence in Physical Facilities	\$15,000,000.00	
Annual Operating Budget		\$2,000,000.00
<u>Individual Programs/Units</u>		
School of Nursing Virtual Classroom		\$700,000.00
Center on Aging		\$3,200,000.00
Telemedicine		\$500,000.00
Parkinson's Disease Clinical and Research Center		\$500,000.00
Alzheimer's Disease Core Centers		\$200,000.00
Comprehensive Epilepsy Center		\$300,000.00
Human Development Institute		\$4,000,000.00
Kansas Cancer Institute		\$2,500,000.00
Reproductive Cancer Division		\$615,000.00
Center for Health Care Research		*\$600,000.00
The Medical Education Network		\$750,000.00
Biomedical Research	** \$20,000,000.00	
TOTAL	\$35,000,000.00	\$60,865,000.00

\* \$600,000.00 per year for 3 years  
 \*\* \$20,000,000.00 per year for 5 years

**SUMMARY OF THE REGENTS UNIVERSITIES RESPONSES TO THE REQUEST  
FROM THE SELECT COMMITTEE ON HIGHER EDUCATION**

**KANSAS STATE UNIVERSITY**

PROGRAM	ONE-TIME FUNDING REQUEST	ANNUAL FUNDING REQUEST
Basic and Applied Sciences		
Grain Science & Industry		\$1,664,572.00
Plant Biotechnology	\$450,000.00	\$1,696,258.00
Ph.D. in Science and Engineering		\$5,550,840.00
Ecology of Natural and Agricultural Resources		172,194.00
Chemistry	\$1,100,000.00	\$1,443,131.00
Geography		\$188,222.00
Mathematics		\$595,342.00
Physics	\$250,000.00	\$506,170.00
Statistics	\$20,000.00	\$450,478.00
Natural Resources and the Environment		
Environmental Aspects of Agriculture	\$300,000.00	\$1,438,853.00
Center for Hazardous Substance Research		\$182,503.00
Liberal Learning, Scholarship & Creative Endeavors		
Design of the Built Environment	\$2,461,500.00	\$1,507,548.00
Interactive Design Studio		\$277,106.00
Nutrition, Food Production and Safety		
Meat Science and Food Safety	\$3,250,000.00	\$1,397,134.00
Human Nutrition	\$400,000.00	\$789,580.00
Food/Non-Food Product Development	\$300,000.00	\$904,980.00
Food Animal Quality Assurance	\$519,000.00	\$879,319.00
Engineering and Manufacturing Technology		
Building Technology	\$425,000.00	\$311,041.00
Advanced Manufacturing Institute	\$350,000.00	\$1,473,132.00
Center for Transportation Research and Training	\$125,000.00	\$708,573.00

**KANSAS STATE UNIVERSITY**

Airway Science	\$10,000.00	\$1,224,846.00
Electronic Engineering Technology	\$86,350.00	\$483,128.00
Natural and Biological Sciences		
Comparative Neuroscience/Cardiovascular Physiology	\$240,000.00	\$666,184.00
Pathogenic Mechanisms	\$270,000.00	\$1,181,555.00
Cancer Therapy	\$1,150,000.00	\$1,969,435.00
Molecular Genetics	\$300,000.00	\$680,085.00
Educational Reform and Instructional Technology		
Science Education		\$450,402.00
Distance Education	\$317,000.00	\$1,083,286.00
Information Technology User Assistance	\$357,000.00	\$1,351,865.00
Business Development and Agribusiness		
Agribusiness	\$500,000.00	\$1,133,853.00
Accounting	\$58,500.00	\$249,562.00
Management Information Systems	\$65,102.00	\$526,691.00
Entrepreneurship Opportunities in Agribusiness	\$70,000.00	\$609,775.00
Human Environments and Family Systems		
Human Thermal Comfort and Indoor Air Quality	\$235,000.00	\$532,595.00
Child Development/Family Systems	\$110,000.00	\$647,724.00
Physical Activity in Health and Disease	\$120,000.00	\$397,528.00
Balance needed to bring the Library up to ARL standards.		\$8,200,000.00
Sub-TOTAL	\$13,839,452.00	\$43,525,490.00
Balance needed to bring funding to level of peers.		\$20,000,000.00
TOTAL	\$13,839,452.00	\$63,525,490.00



SUMMARY OF THE REGENTS UNIVERSITIES RESPONSES TO THE REQUEST  
FROM THE SELECT COMMITTEE ON HIGHER EDUCATION

WICHITA STATE UNIVERSITY

PROGRAM	ONE-TIME FUNDING REQUEST	ANNUAL FUNDING REQUEST
Interdisciplinary Communication Research Institute		\$310,000.00
International Education	\$750,000.00	\$740,000.00
Institute for Rehabilitation Research and Service		\$1,750,000.00
Cooperative Education Program		\$158,000.00
Physician Assistant Program (BS)		\$300,000.00
CEDBR	\$30,000.00	\$392,000.00
Midwest Criminal Justice Education and Research Institute		\$355,000.00
Musical Theatre (BFA)	\$578,266.00	
Center for Entrepreneurship (BBA, MS)		\$120,000.00
Aerospace Engineering	\$334,000.00	\$581,000.00
National Institute for Aviation Research	\$1,500,000.00	\$625,000.00
TOTAL	\$3,192,266.00	\$5,331,000.00

**SUMMARY OF THE REGENTS UNIVERSITIES RESPONSES TO THE REQUEST  
FROM THE SELECT COMMITTEE ON HIGHER EDUCATION**

**EMPORIA STATE UNIVERSITY**

PROGRAM	ONE-TIME FUNDING REQUEST	ANNUAL FUNDING REQUEST
SLIM		
Master in Library Science, Ph.D.	\$400,000.00	
Information Studies (BS)	\$500,000.00	
Research Center	\$160,000.00	
Undergraduate Teaching Initiatives		
Advanced Mathematics	\$50,000.00	
Professional Writing	\$50,000.00	
Integrated Science	\$75,000.00	
GeoSpatial Analysis	\$25,000.00	
Glass Forming	\$100,000.00	\$45,000.00
Theatre	\$250,000.00	\$170,000.00
Debate	\$10,000.00	\$179,000.00
Expanding Your Horizon		\$50,000.00
Accounting		\$175,000.00
Computer Information Systems		\$175,000.00
International Business (BS)		\$85,000.00
Business Education (M)	\$20,000.00	\$65,000.00
Distance Learning Programs	\$77,000.00	\$146,000.00
Bachelor in General Studies Degree Completion		
Master of Science in Health, Physical Education, and Recreation		
Master of Library Science		
Hubbard Summer Academy		\$70,021.00
Reading Recovery	\$390,000.00	
Jones Institute and Policy Center		\$62,000.00
Great Plains Center for National Teacher Certification		\$96,544.00
Student Advising Center	\$16,000.00	
Professional Development Schools		\$500,000.00
Art Therapy		\$50,000.00
Rehabilitation Education (BS/MS)		\$600,000.00
TOTAL	\$2,123,000.00	\$2,468,565.00

**SUMMARY OF THE REGENTS UNIVERSITIES RESPONSES TO THE REQUEST  
FROM THE SELECT COMMITTEE ON HIGHER EDUCATION**

**PITTSBURG STATE UNIVERSITY**

PROGRAM	ONE-TIME FUNDING REQUEST	ANNUAL FUNDING REQUEST
Computer and Related Equipment	\$1,752,220.00	\$175,222.00
Software	\$700,000.00	\$70,000.00
Automotive Related Equipment	\$1,416,166.00	\$141,616.00
Automotive Service Equipment	\$715,176.00	\$71,517.00
Wood Technology Equipment	\$1,001,490.00	\$100,149.00
Technology Education Equipment	\$534,014.00	\$53,401.00
Manufacturing Engineering Technology	\$1,721,080.00	\$172,108.00
Electronic Engineering Technology	\$1,016,375.00	\$101,637.00
Construction Engineering Technology	\$750,150.00	\$75,015.00
Plastics Engineering Technology	\$1,691,000.00	\$169,100.00
Mechanical Engineering Technology	\$1,058,800.00	\$105,880.00
Commercial Graphics Laboratory	\$402,960.00	\$40,296.00
Photographic Laboratories	\$146,978.00	\$14,697.00
Screen Printing Laboratories	\$115,000.00	\$11,500.00
Prepress Laboratories	\$568,191.00	\$56,819.00
Press/Bindery Laboratories	\$1,052,125.00	\$105,212.00
Press Support Area	\$198,650.00	\$19,865.00
Vocational Technical Education	\$792,435.00	\$79,243.00
Teacher Education		
MS in Educational Technology	\$30,000.00	\$45,000.00
MS in Therapeutic Recreation		\$94,000.00
Professional Development School		\$50,000.00
Psychology/Counseling	\$180,000.00	\$45,000.00
Business	\$523,000.00	\$294,000.00
Sciences	\$1,125,000.00	\$145,000.00
Faculty (7)		\$455,000.00
Technicians (2)		\$80,000.00
TOTAL	\$17,490,810.00	\$2,771,277.00

SUMMARY OF THE REGENTS UNIVERSITIES RESPONSES TO THE REQUEST  
FROM THE SELECT COMMITTEE ON HIGHER EDUCATION

FORT HAYS STATE UNIVERSITY

PROGRAM	ONE-TIME FUNDING REQUEST	ANNUAL FUNDING REQUEST
Computer Equipment		\$1,000,000.00
Information Networking and Telecommunications (BS)		\$160,000.00
Leadership Studies (BS)		\$70,000.00
Graphic Design (BFA/MFA)		\$170,000.00
Elementary Education (BS)		\$170,000.00
Medical Diagnostic Imaging (BS)		\$300,000.00
Field Biology (BS)		\$250,000.00
Virtual College		\$280,000.00
TOTAL		\$2,400,000.00

Table I  
Revised 10- 22- 97

Executive Summary  
Addressing Academic Technology/ Equipment Needs  
Fiscal Years 1998 - 2002  
(Assuming FY 1998 Legislative Recommendations and Tentative FY 1999 Request)

	KU	KSU	WSU	ESU	PSU	FHSU	KUMC	TOTAL
Current Academic Technology Equipment Inventory (Table IV)	95,711,419	97,129,432	31,165,849	8,290,975	10,040,714	9,856,600	91,931,245	344,126,234
Current Academic Technology Equipment Need (Table V)	47,285,422	45,063,562	15,375,461	9,308,558	14,116,415	9,157,494	26,953,993	167,260,905
<b>FY 1998 Funding</b>								
One-time tuition funding recommended by Governor	\$346,311	\$213,304	\$116,259	\$40,827	\$49,017	\$38,071	\$47,956	\$851,745
Equipment Funding of 1997 Legislature*	0	146,669	0	114,566	126,442	106,153	256,170	750,000
GU Base funding (Table II)	2,659,232	2,358,865	413,660	483,759	867,644	529,422	1,306,695	8,619,277
Engineering Equipment Fee	563,351	578,263	276,327					1,417,941
Other Restricted Use Funds (Table II)	646,476	788,309	164,049	29,426	165,875	22,775	397,936	2,214,846
Total FY 1998	\$4,215,370	\$4,085,410	\$970,295	\$668,578	\$1,208,978	\$696,421	\$2,008,757	\$13,853,809
<b>FY 1999 - 2002 Funding</b>								
One-time program initiation funding	3,483,686	3,347,136	1,490,588	670,754	756,639	673,424	1,577,773	\$12,000,000
<b>Annual Funding</b>								
GU base funding (Table II)	\$2,659,232	\$2,358,865	\$413,660	\$483,759	\$867,644	\$529,422	\$1,306,695	\$8,619,277
New base addition	0	0	0	0	0	0	0	0
Engineering Equipment Fee (rate reduced by \$1 per SCH)	488,238	501,161	239,483					1,228,882
Other Restricted Use Funds (25% of Table II base amount)	808,095	985,366	205,062	36,783	162,406	28,469	497,420	2,723,620
Equipment Tuition (\$1/SCH)	605,000	499,000	285,000	136,000	160,000	133,000	95,000	1,913,000
State Match (\$2/SCH)	1,210,000	998,000	570,000	272,000	320,000	266,000	190,000	3,828,000
Annual Funding Available	\$5,770,565	\$5,342,412	\$1,713,205	\$928,542	\$1,510,050	\$956,891	\$2,089,115	\$18,310,779
<b>FOUR YEAR FUNDING AVAILABLE</b>	<b>23,082,259</b>	<b>21,369,649</b>	<b>6,852,819</b>	<b>3,714,166</b>	<b>6,040,199</b>	<b>3,827,563</b>	<b>8,356,459</b>	<b>73,243,114</b>
<b>IMPACT OF FIVE YEAR PLAN (FY 1998 - 2002)</b>								
Total Funding Available	30,781,315	28,802,195	9,313,702	5,053,498	8,005,816	5,197,408	11,942,989	99,096,923
Percent of Academic Technology Need Addressed	65.1%	63.9%	60.6%	54.3%	56.7%	56.8%	44.3%	59.2%
Percent of Academic Technology Inventory Replaced	32.2%	29.7%	29.9%	61.0%	79.7%	52.7%	13.0%	28.8%

\* Amounts identified for KSU are for ESARP, Vet Med, and Salina Campus

Select Committee on Higher Education  
February 3, 1998  
Attachment 2

Table I  
Revised 1- 16- 98

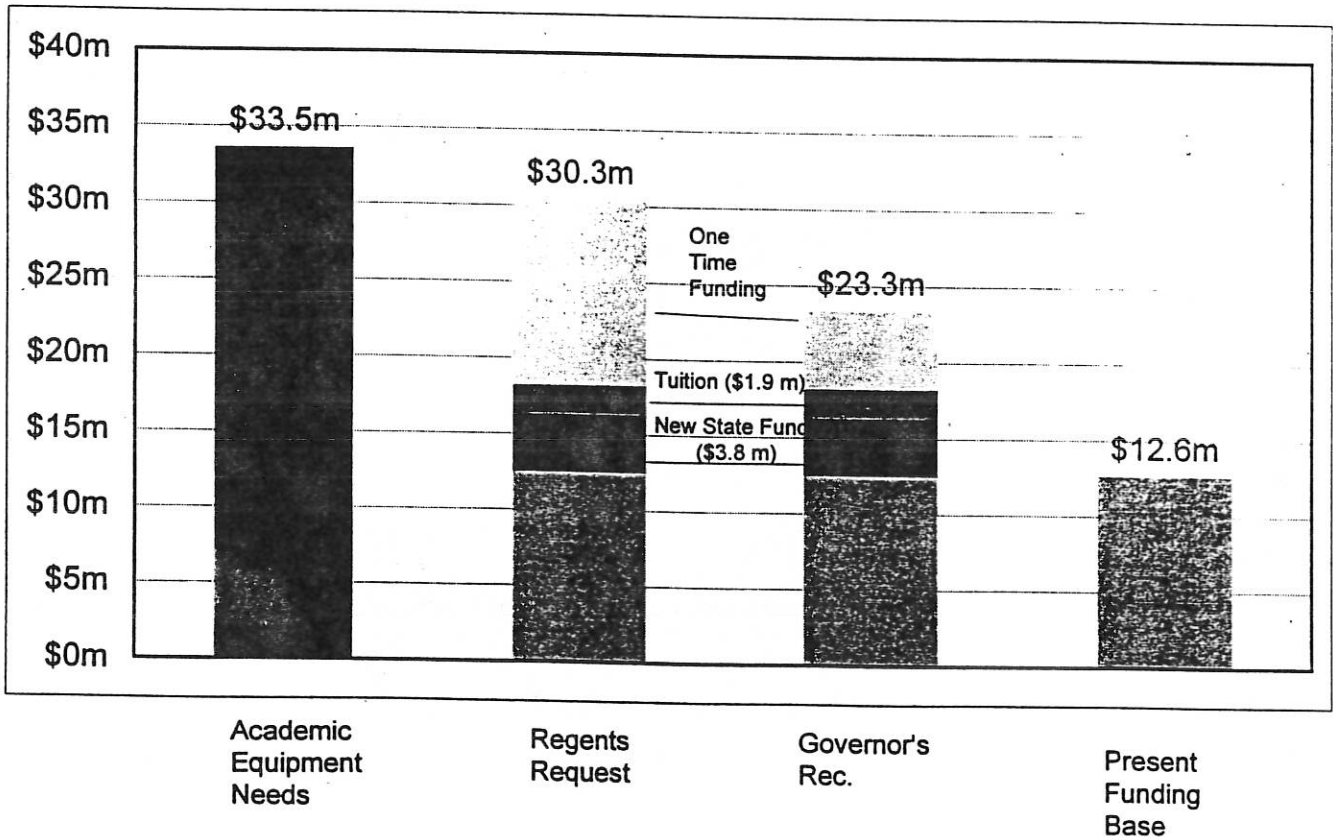
Executive Summary  
Addressing Academic Technology/ Equipment Needs  
Fiscal Years 1998 - 2002  
(Assuming FY 1998 Legislative Recommendations and Tentative FY 1999 Request)

	KU	KSU	WSU	ESU	PSU	FHSU	KUMC	TOTAL
Current Academic Technology Equipment Inventory (Table IV)	95,711,419	97,129,432	31,165,849	8,290,975	10,040,714	9,856,600	91,931,245	344,126,234
Current Academic Technology Equipment Need (Table V)	47,285,422	45,063,562	15,375,461	9,308,558	14,116,415	9,157,494	26,953,993	167,260,905
<b>FY 1998 Funding</b>								
One-time tuition funding recommended by Governor	\$346,311	\$213,304	\$116,259	\$40,827	\$49,017	\$38,071	\$47,956	\$851,745
Equipment Funding of 1997 Legislature*	0	146,669	0	114,566	126,442	106,153	256,170	750,000
GU Base funding (Table II)	2,659,232	2,358,865	413,660	483,759	867,644	529,422	1,306,695	8,619,277
Engineering Equipment Fee	563,351	578,263	276,327					1,417,941
Other Restricted Use Funds (Table II)	646,476	788,309	164,049	29,426	165,875	22,775	397,936	2,214,846
Total FY 1998	\$4,215,370	\$4,085,410	\$970,295	\$668,578	\$1,208,978	\$696,421	\$2,008,757	\$13,853,809
<b>FY 1999 - 2002 Funding</b>								
One-time program initiation funding	1,451,536	1,394,639	621,078	279,481	315,266	280,593	657,407	\$5,000,000
<b>Annual Funding</b>								
GU base funding (Table II)	\$2,659,232	\$2,358,865	\$413,660	\$483,759	\$867,644	\$529,422	\$1,306,695	\$8,619,277
New base addition	0	0	0	0	0	0	0	0
Engineering Equipment Fee (rate reduced by \$1 per SCH)	488,238	501,161	239,483					1,228,882
Other Restricted Use Funds (25% of Table II base amount)	808,095	985,386	205,062	36,783	162,406	28,469	497,420	2,723,620
Equipment Tuition (\$1/SCH)	605,000	499,000	285,000	136,000	160,000	133,000	95,000	1,913,000
State Match (\$2/SCH)	1,210,000	998,000	570,000	272,000	320,000	266,000	190,000	3,826,000
Annual Funding Available	\$5,770,565	\$5,342,412	\$1,713,205	\$928,542	\$1,510,050	\$956,891	\$2,089,115	\$18,310,779
<b>FOUR YEAR FUNDING AVAILABLE</b>	<b>23,082,259</b>	<b>21,369,649</b>	<b>6,852,819</b>	<b>3,714,166</b>	<b>6,040,199</b>	<b>3,827,563</b>	<b>8,356,459</b>	<b>73,243,114</b>
<b>IMPACT OF FIVE YEAR PLAN (FY 1998 - 2002)</b>								
Total Funding Available	28,749,165	26,849,698	8,444,192	4,662,225	7,564,443	4,804,577	11,022,623	92,096,923
Percent of Academic Technology Need Addressed	60.8%	59.6%	54.9%	50.1%	53.6%	52.5%	40.9%	55.1%
Percent of Academic Technology Inventory Replaced	30.0%	27.6%	27.1%	56.2%	75.3%	48.7%	12.0%	26.8%

\* Amounts identified for KSU are for ESARP, Vet Med, and Salina Campus

## Addressing Academic Technology Needs

FY 1999




The Regents approved a plan for enhancement of the present equipment base, featuring: (1) a tuition increase of \$1 per credit hour; (2) a request for state matching of \$2 per student credit hour; and (3) a request for one-time program initiation funding of \$12 million. The Governor approved the Regents request for tuition and state match. Additionally, he recommended \$5 million for one-time program initiation funding. Major areas for equipment improvement are:

- Updated Audio-Visual Classroom Equipment
- Increased Availability of Personal Computing For Students
- Increased Availability of Personal Computing For Faculty
- Updated Laboratory Equipment In the Sciences
- Improved Computing Networks Within Each Campus

# Addressing Academic Technology

FY 1998 thru 2002





## Expenditures for 100% Unclassified Peer Salary Parity

	Adjusted Base Plus FY 1999 Salary Increase of 4.0%	Relative Funding	Base If Funded at 100.0% Parity	Additional Funds Required
KU	\$120,833,222	88.2%	\$136,999,117	\$16,165,896
KSU	80,672,753	88.8%	90,847,695	10,174,942
WSU	49,586,310	91.9%	53,956,811	4,370,502
ESU	20,820,588	90.1%	23,108,311	2,287,723
PSU	22,939,228	89.1%	25,745,486	2,806,258
FHSU	20,323,058	88.4%	22,989,885	2,666,827
ESARP	33,620,707	88.8%	37,861,157	4,240,450
KUMC- Academic	63,926,280	88.2%	72,478,776	8,552,496
KSU-Vet	8,221,296	88.8%	9,258,216	1,036,920
Summary Total				<b>\$52,302,012</b>

(Note: Presumes KUMC and KSU Vet Med have parity deficit equal to the main campus)

(Note: Comparisons are to Regents designated peer institutions)

file: c:\peersal\