

Approved: 1-24-95
Date

MINUTES OF THE HOUSE COMMITTEE ON TRANSPORTATION.

The meeting was called to order by Vice-Chairperson Don Myers at 1:30 p.m. on January 18, 1995 in Room 519-S of the Capitol.

All members were present except:

Representative Kenneth King, excused
Representative Bill Mason, excused
Representative Eugene Shore, excused

Committee staff present: Hank Avila, Legislative Research Department
Tom Severn, Legislative Research Department
Bruce Kinzie, Revisor of Statutes
Ellie Luthye, Committee Secretary

Conferees appearing before the committee:

Dean Carlson, Secretary of Transportation
Mike Lackey, Ass't. Secretary of Transportation

Others attending: See attached list

Vice-Chairman Don Myers called the meeting to order at 1:30 p.m.

The Chair introduced Dean Carlson, Secretary of Transportation, and called on him to give an overview of the Department of Transportation.

Secretary Carlson thanked the committee for giving the Department an opportunity to appear, however, since he was newly appointed he requested deferring the overview of the Department to Mike Lackey, Assistant Secretary of Transportation.

Mr. Lackey stated the mission of the agency was to provide a statewide transportation system to meet the needs of Kansas and that the agency was responsible for the roads and bridges in the state, to carry out the Federal Airport Inspection Program, help preserve essential rail freight service and to administer federal and state funded projects for the elderly and disabled within the public transit system. He presented a hand out to the committee which detailed the activities of the Department. (Attachment 1)

Following the presentation by Mr. Lackey he stood for questions from the committee.

The Vice-Chair adjourned the meeting at 2:45 p.m.

The next meeting is scheduled for January 19, 1995.

HOUSE TRANSPORTATION COMMITTEE

AGENCY BRIEFING

January 18, 1995
Kansas Department of Transportation

*House Transportation
1-18-95
Attachment 1*

AGENCY MISSION

To provide a statewide transportation system to meet the needs of Kansas.

AGENCY RESPONSIBILITIES

► Roads and Bridges

- 9,599-mile State Highway System
- 4,737 bridges on the State Highway System
- Administer Federal Aid on behalf of local governments

► Aviation

- Support and promotion of aviation industry
- Carry out Federal Airport Inspection Program

AGENCY RESPONSIBILITIES (cont'd)

▶ Railroads

- Help to preserve essential rail freight service
- Administer federal funds to help small railroads

▶ Public Transit

- Administer federal- and state-funded projects for the elderly and disabled
- Administer public transportation funding

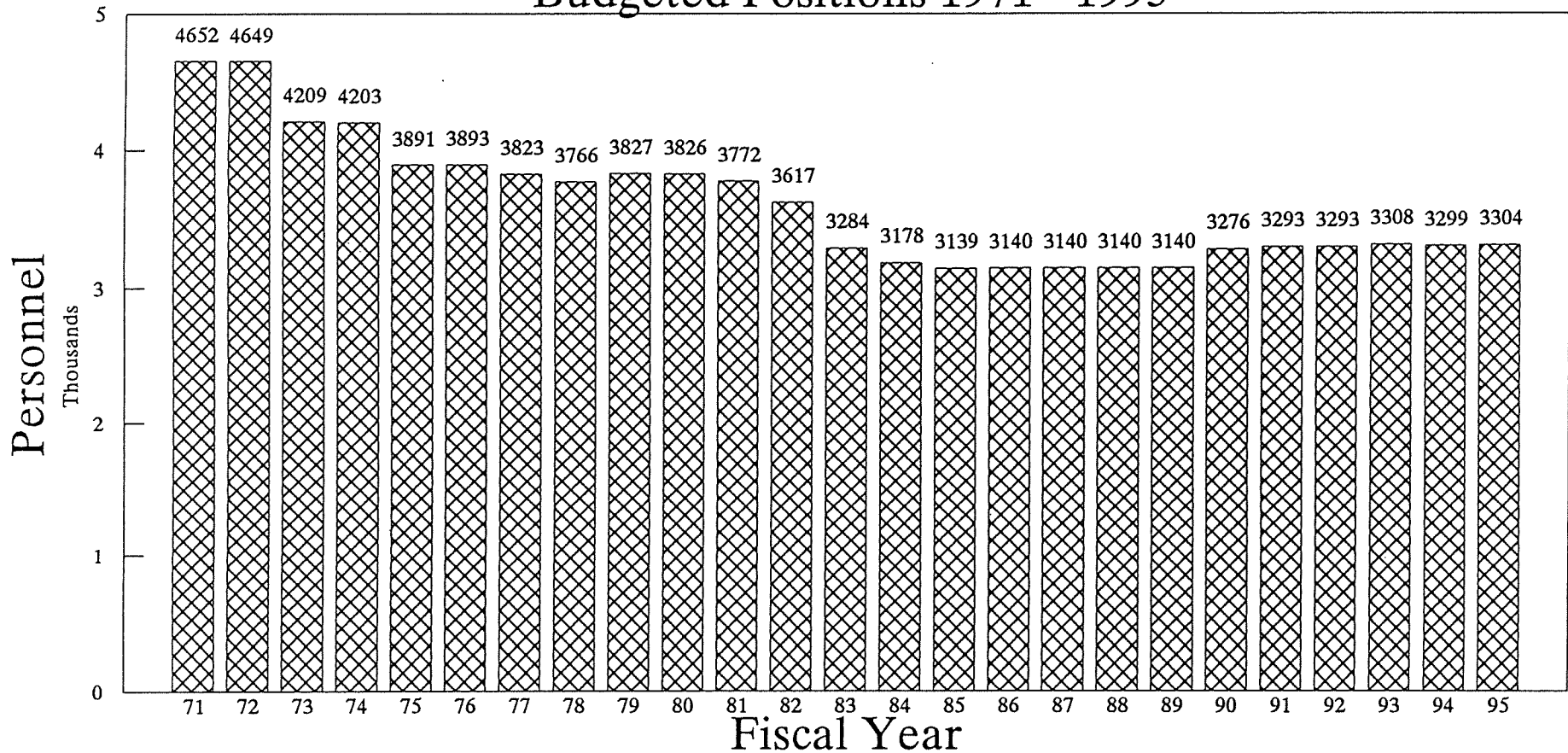
PRIMARY KDOT ACTIVITIES

- Transportation planning, data collection, and evaluation
- Project scoping, designing, and letting for construction bids
- Contract compliance inspection of material, labor, and process
- Road and bridge maintenance
- Federal program funding administration
- Administrative support

KDOT PERSONNEL

- FTE for FY 1995 is 3,304
- More than 80 percent of KDOT employees work outside of Topeka in maintenance and construction offices, which are located in 103 of the 105 counties

Kansas Department of Transportation Budgeted Positions 1971-1995



The Kansas Department of Transportation's budgeted positions have declined by a total of 1348 between FY 1971 and FY 1995. 452 positions of this total reduction were the result of transfers to other state agencies, and the remaining reduction of 896 budgeted positions reflects the net organizational changes of the Department during this period of time.

PRIVATIZED SERVICES

- ▶ **Maintenance Services**
 - Rest Area maintenance
 - Roadside maintenance
 - Resurfacing
 - Bridge painting
 - Bridge and culvert repair
 - Major sign replacement
 - Lighting repair and maintenance
 - Safety improvement
 - Building repair

PRIVATIZED SERVICES (cont'd)

- ▶ **Engineering Services**
 - Design contracts
 - Surveying
 - Right of Way appraisal and purchasing
 - Materials testing
 - Consultant inspection
 - Specialized bridge inspections

- ▶ **Administrative Services**
 - Computer systems development
 - Auditing
 - Training
 - Printing

KANSAS COMPREHENSIVE HIGHWAY PROGRAM

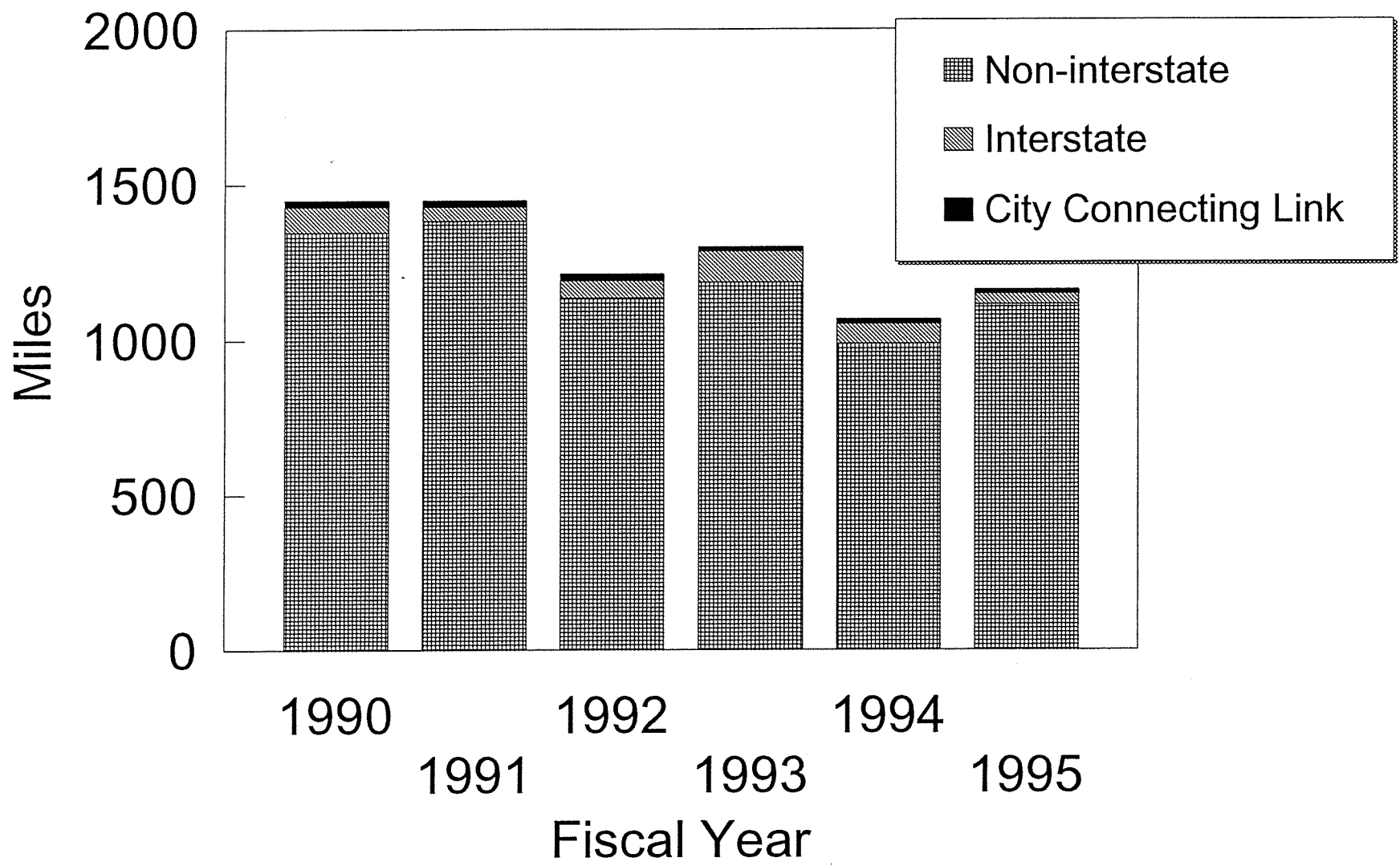
- Substantial Maintenance Program
- Major Modification Program
- Priority Bridge Program
- System Enhancement Program
- Other Program Requirements

SUBSTANTIAL MAINTENANCE PROGRAM

- **19.9 percent of the eight-year program expenditures**
- **Over 9,700 miles total**
- **Over 520 bridges and culverts**
- **Approximately 2,000 projects**
- **Approximately 7,650 miles of roadway by the end of FY 1995**

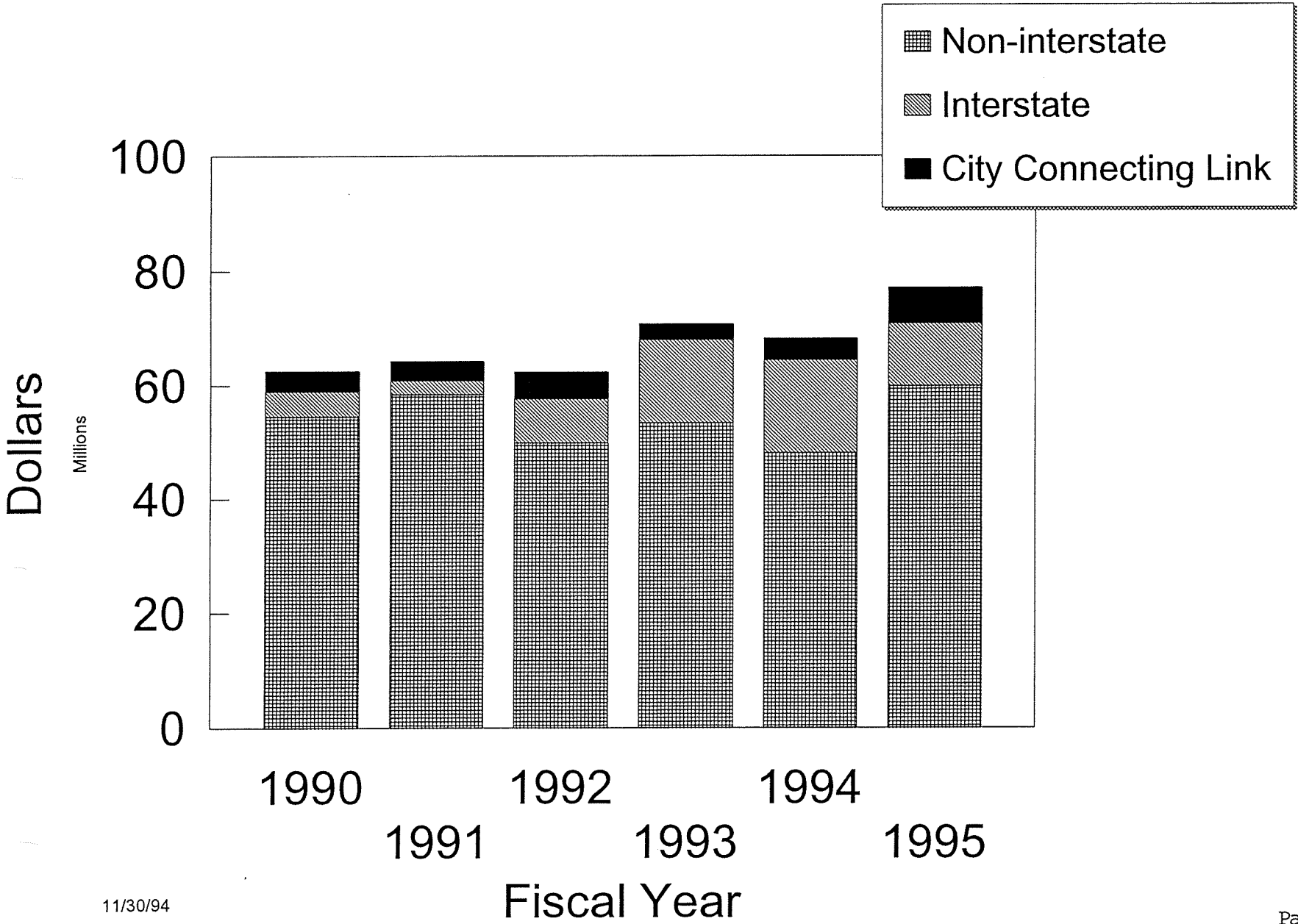
Substantial Maintenance Program

Resurfacing Miles



Substantial Maintenance Program

Resurfacing Dollars

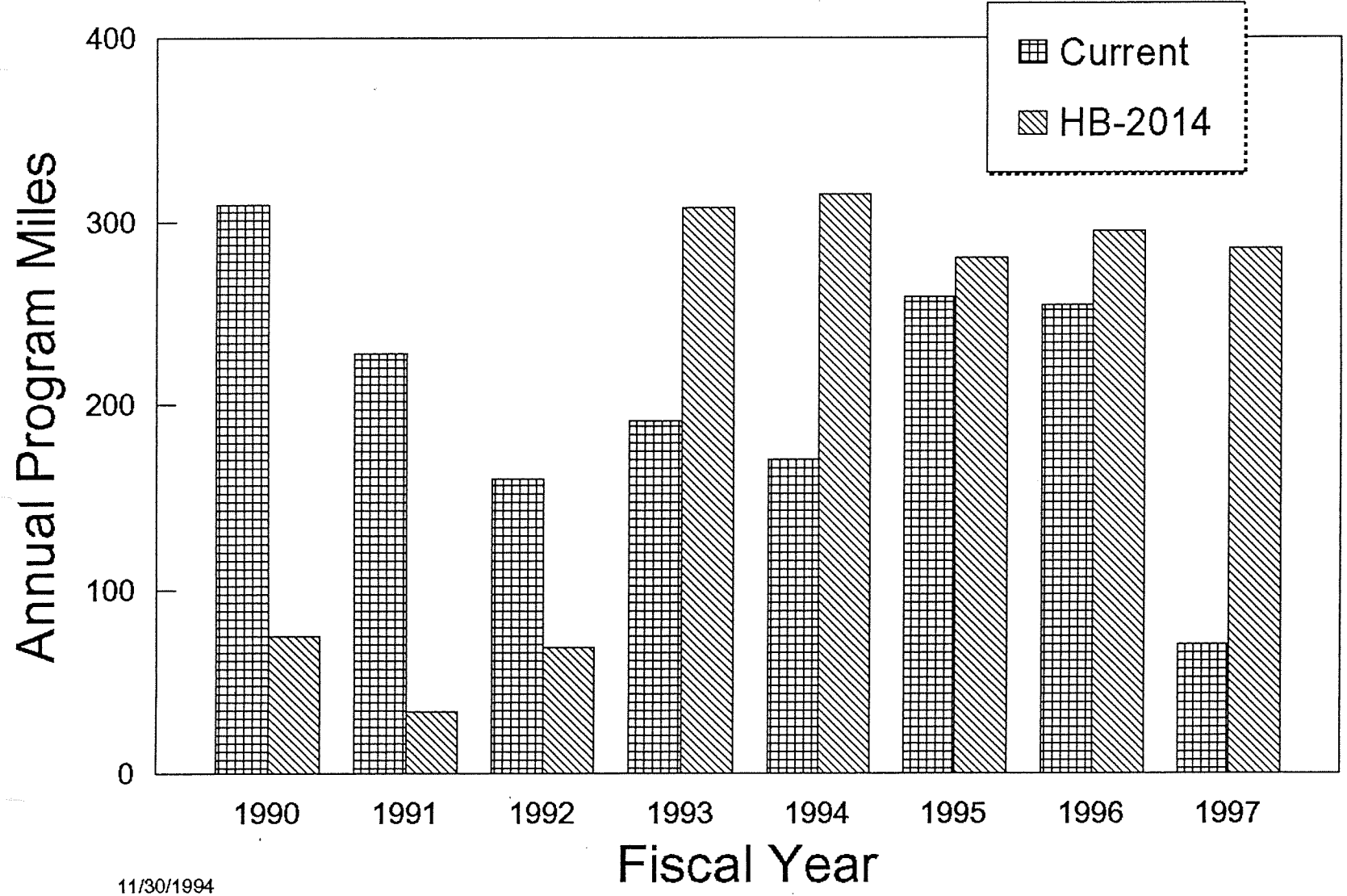


MAJOR MODIFICATION PROGRAM

- 54.8 percent of the eight-year program expenditures
- 122 miles of Interstate roadways and 154 bridges
- 1,641 miles of Non-Interstate roadways and 394 bridges
- More than 430 projects
- By the end of FY 95, 1,316 miles of Non-Interstate and 277 associated bridges will have been improved

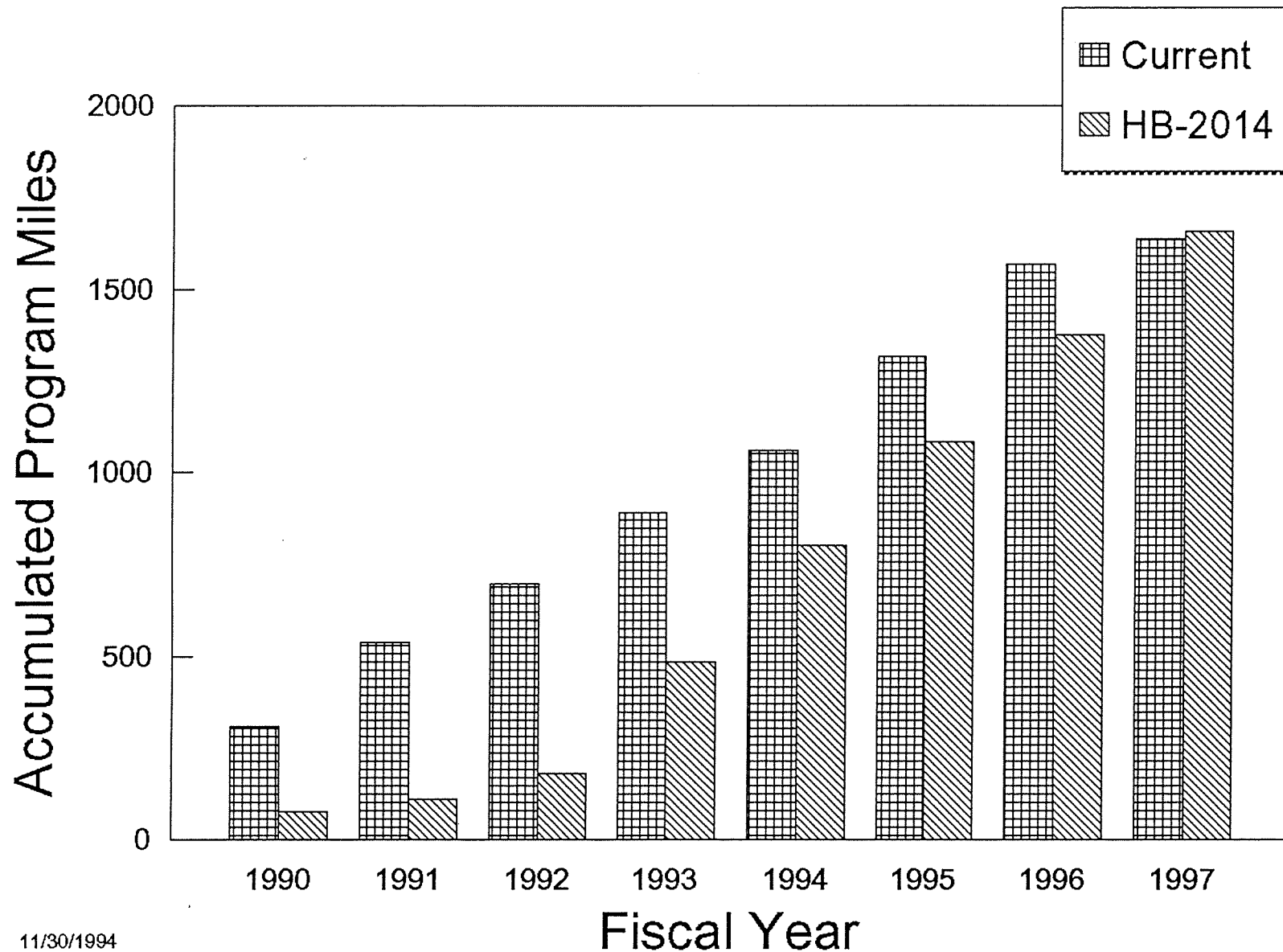
Major Modification Program

Current vs HB-2014 Annual Non-Interstate Mileage



Major Modification Program

Current vs HB-2014 Accumulated Non-Interstate Mileage

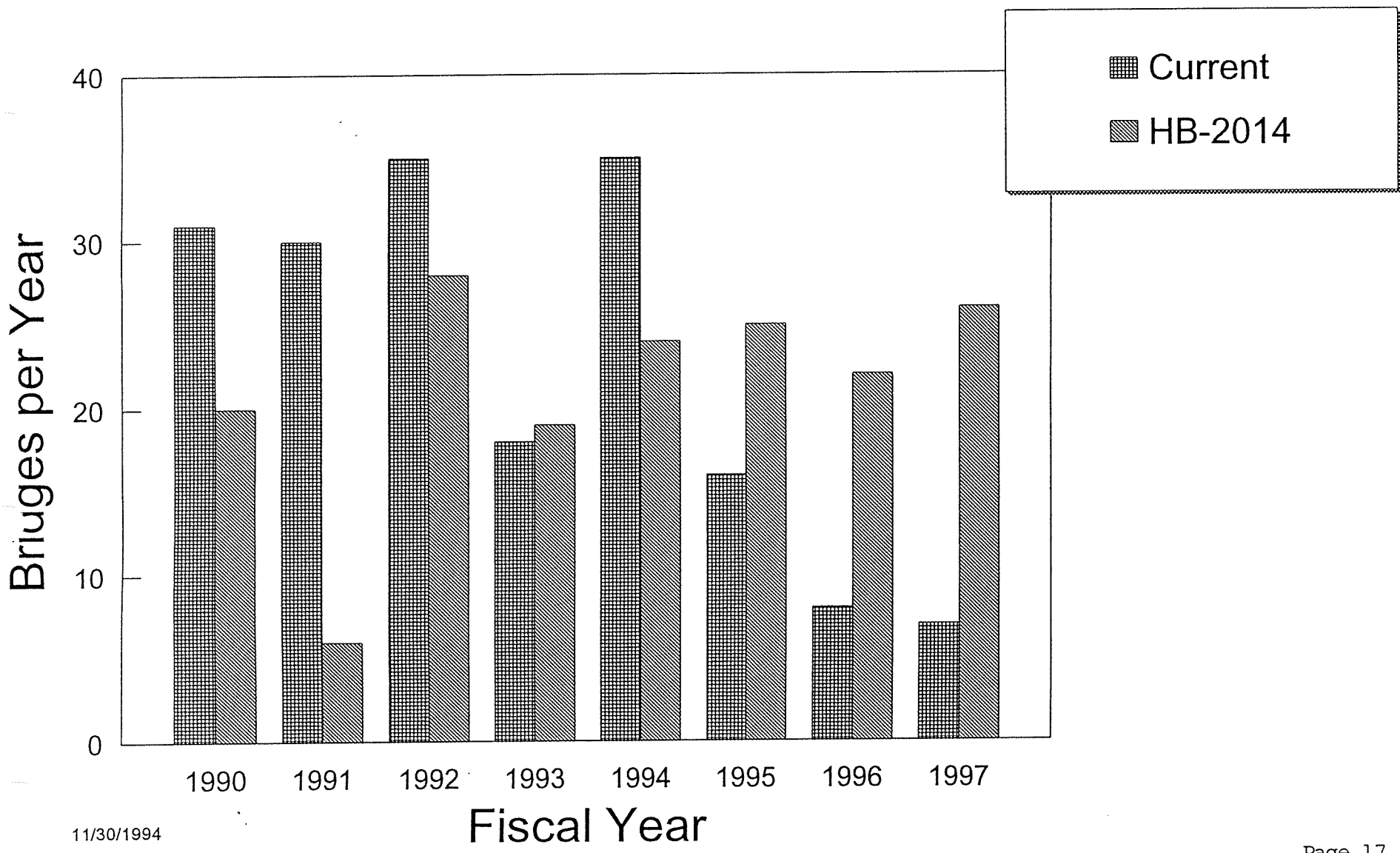


PRIORITY BRIDGE PROGRAM

- 5.2 percent of the eight-year program expenditures
- 180 bridges

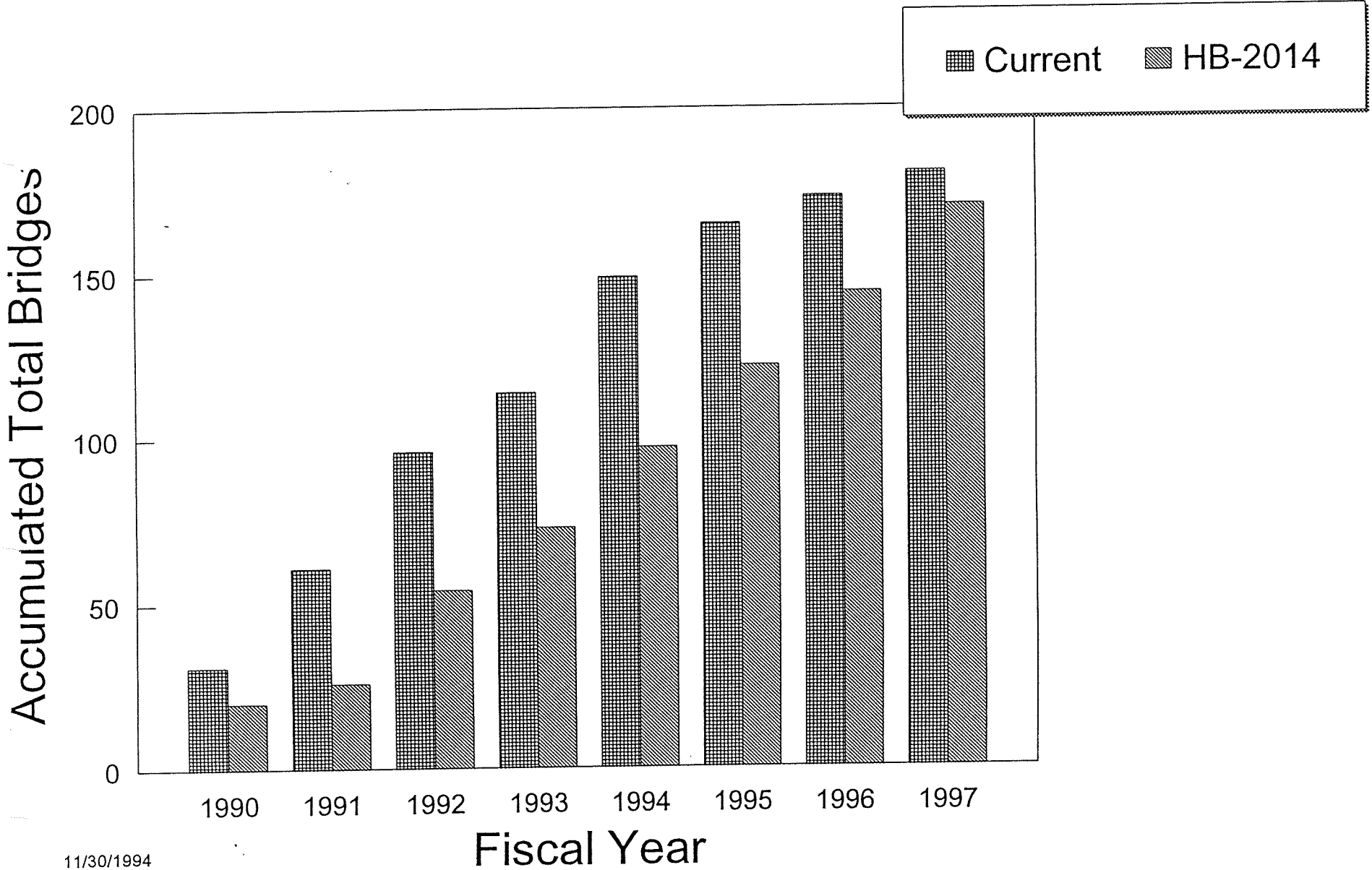
Priority Bridge Program

Current vs HB-2014 Annual No. of Bridges



Priority Bridge Program

Current vs HB-2014 Accumulated No. of Bridges



SYSTEM ENHANCEMENT PROGRAM

- 20.1 percent of the eight-year program expenditures
- \$902 million for all projects, of which \$170 million is local match
- 33 projects
 - 18 corridor projects
 - 8 interchange/separation projects
 - 7 bypass projects
- By the end of FY 95, 29 projects will have been let for construction bids
- 5 projects are complete and open to traffic

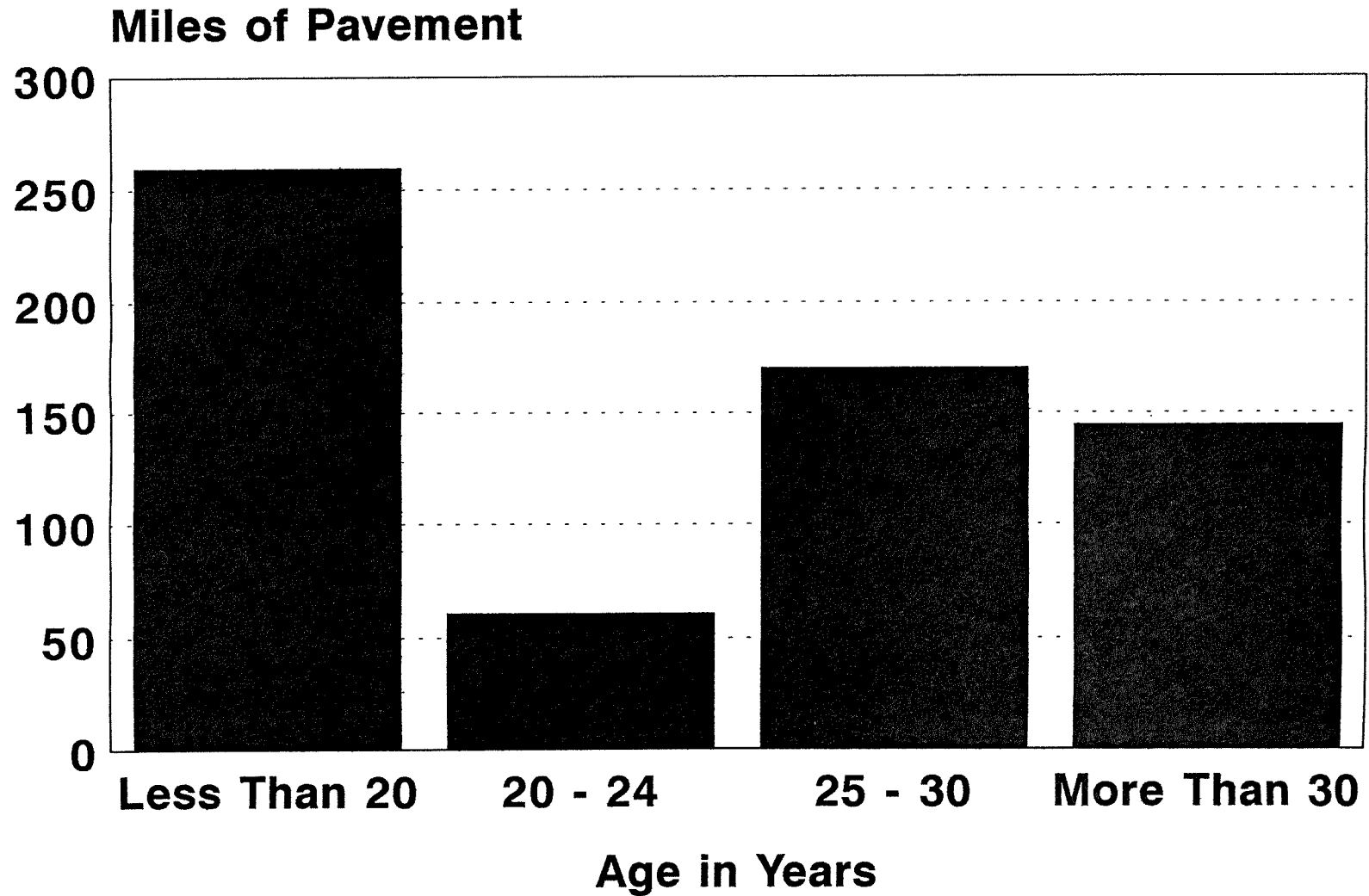
OTHER PROGRAM REQUIREMENTS

- **\$2.5 million to be expended in each county**
 - This requirement has been met in 104 of the 105 counties
- **\$390,000 per year dedicated to improve the mobility of the disabled and elderly**
 - In 1994 the Legislature increased this to \$1 million per year
- **Prevailing wages on all projects**
- **Increase in Special City and County Highway Fund and City Connecting Link Payments**

EMERGING NEEDS

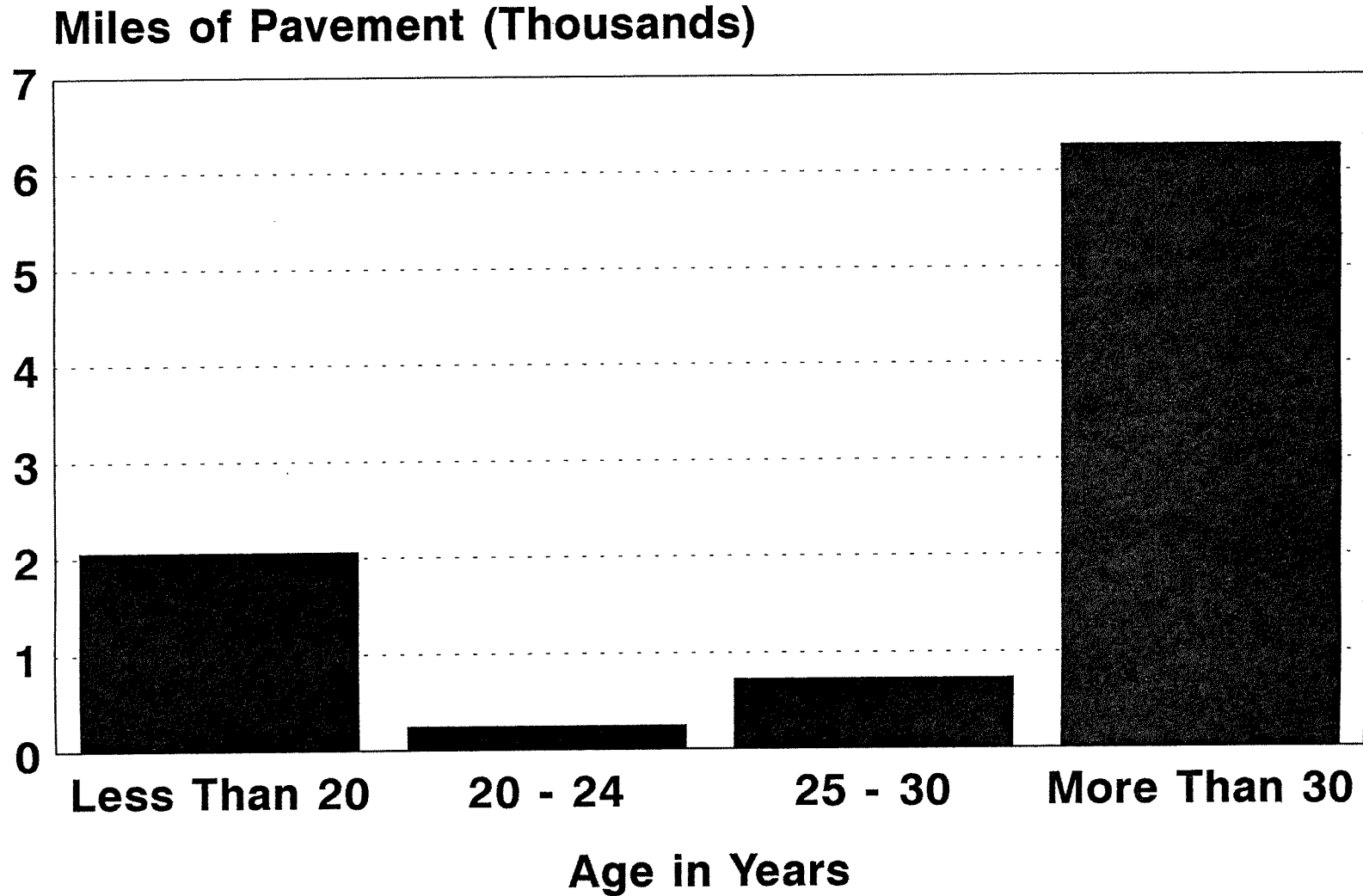
Significant transportation needs
are expected to remain after the completion
of the Comprehensive Highway Program

AGE OF INTERSTATE PAVEMENT*



*Includes all projects in CHP

AGE OF NON-INTERSTATE PAVEMENT*



*Includes all projects in CHP

Bridge Needs

Of the 3,153 Span Bridges on the State Highway System:

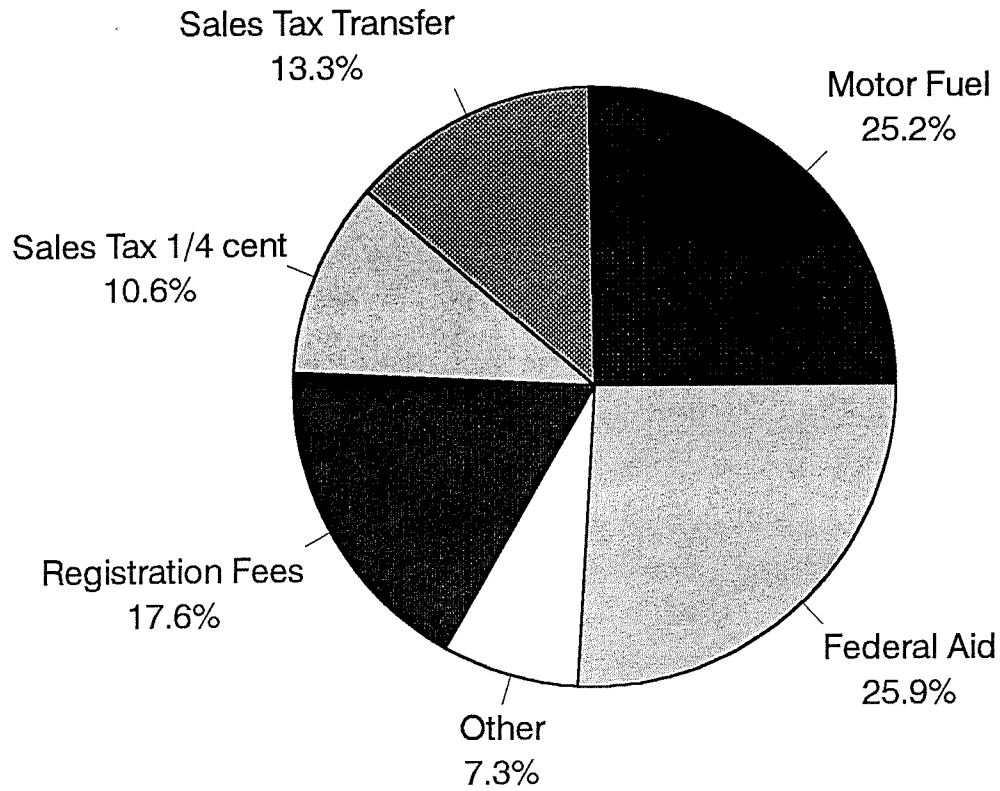
- ◆ 387 bridges will be over 50 years old after the eight year program is completed. An additional 620 bridges will have 10 years or less of remaining life after the program.
- ◆ 723 bridges will have decks over 30 years old after the program and an additional 715 bridges will have decks with 10 years or less of remaining life after the program.

Deficiencies on the State System after CHP

- ◆ Deficient Shoulder Width - 1,739 miles
- ◆ Deficient Shoulder Type - 3,648 miles
 - Full Width Paved - 237 miles
 - 3 Feet Paved - 3,411 miles
- ◆ Pavement older than 20 years
 - Non-interstate - 7,242 miles
 - Interstate - 375 miles
- ◆ Bridges Needs
 - Bridges with Significantly Deficient Conditions - 395
(includes 76 posted bridges)
 - Bridges with Critically Deficient Width - 408

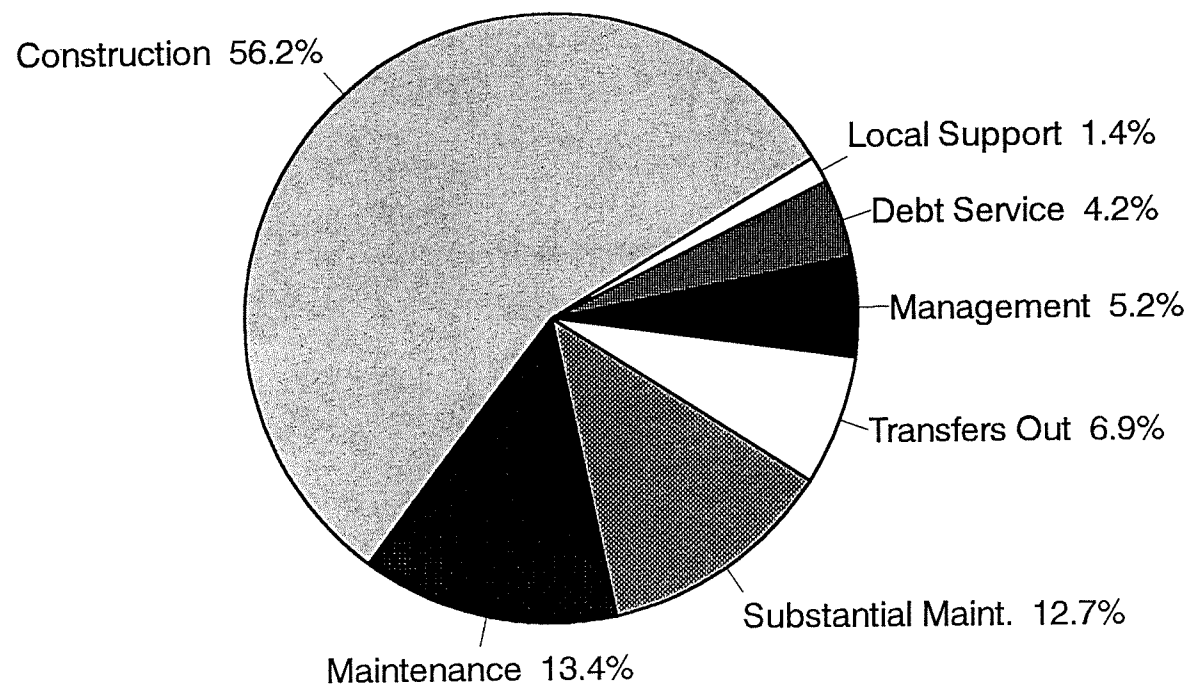
AGENCY FINANCIAL STATUS

State Revenues Including Federal Aid Kansas Department of Transportation FY 1990 - 1997



Anticipated Cash Flow

Agency Expenditures Including Federal Aid Kansas Department of Transportation

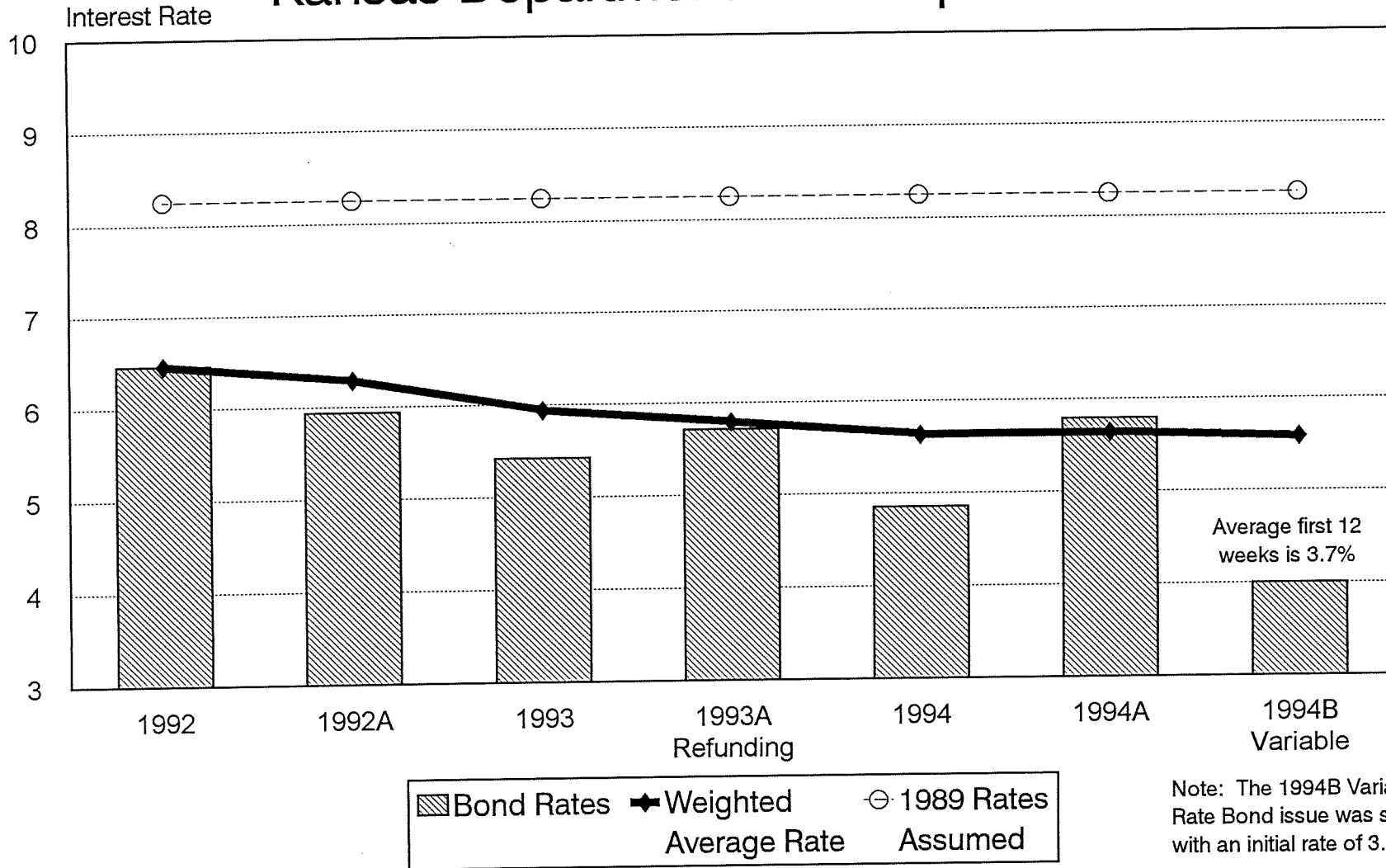


Anticipated Cash Flow
FY 1990 - 1997

\$890 Million in Bonds Issued

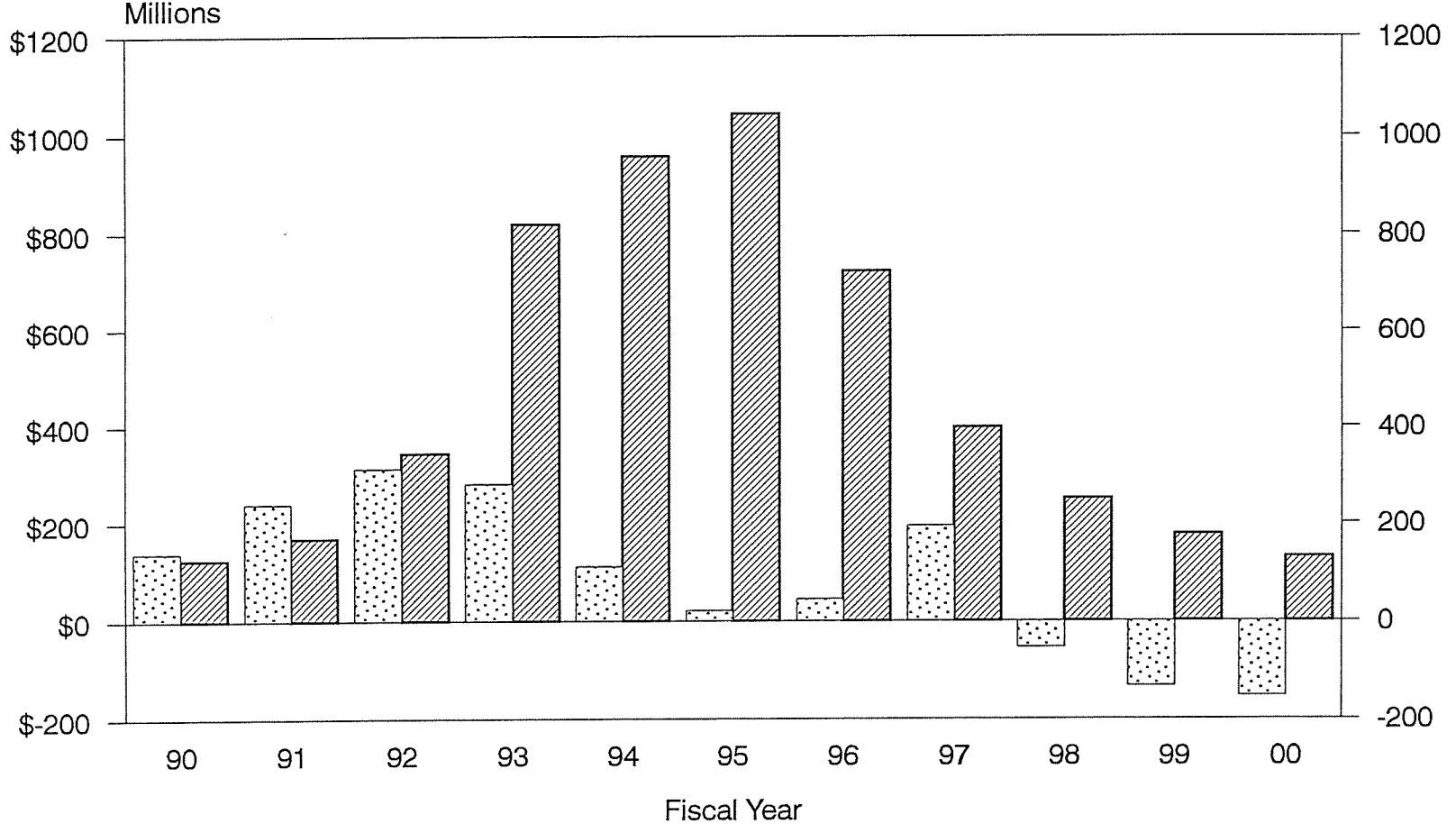
Average Interest Rate

Kansas Department of Transportation



Ending Cash Balance

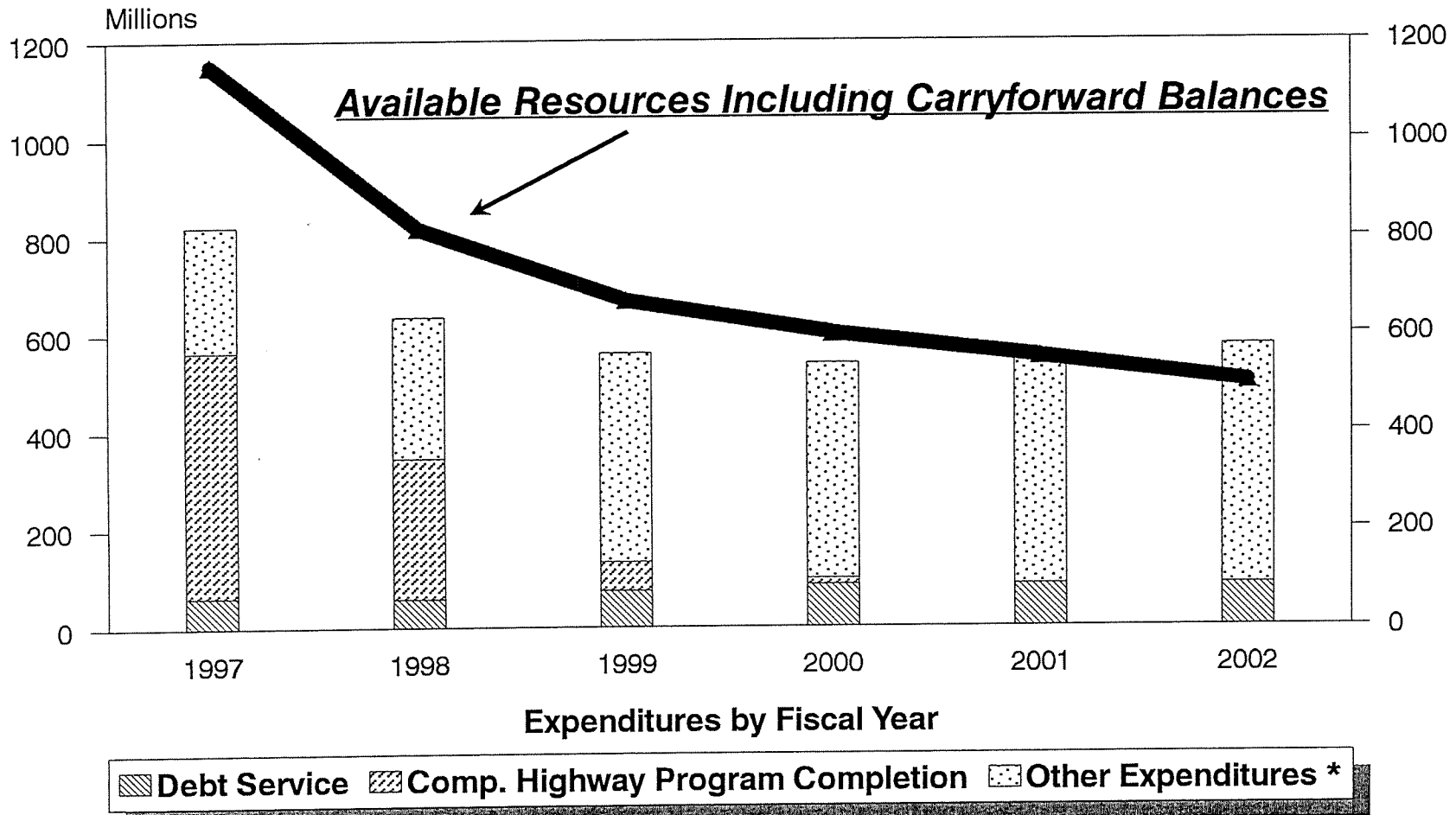
STATE HIGHWAY FUND



At time of 89 HB2014 **Dec 94 Est (90-94 Actual)**

Assumes continued matching of Federal Aid,
Substantial Maintenance & Agency Operations beyond FY 1997

Projected KDOT Resource Utilization



* Other Expenditures includes Agency Operations, Transfers and Buildings for FY 1997 and subsequent years; Substantial Maintenance Contracts let in FY 1998 and thereafter and State funds required to match Federal Aid on projects let in FY 1998 and subsequent years.