

Approved: 1/25/95
Date

MINUTES OF THE HOUSE COMMITTEE ON APPROPRIATIONS.

The meeting was called to order by Chairperson Robin Jennison at 1:30 p. m. on January 18, 1995 in Room 514-S of the Capitol.

All members were present except: Representative Bradley, excused

Committee staff present: Alan Conroy, Legislative Research Department
Leah Robinson, Legislative Research Department
Mike Corrigan, Revisor of Statutes
Lenore Olson, Committee Secretary

Conferees appearing before the committee:
Charles Simmons, Acting Secretary, Kansas Department of Corrections (KDOC)
Elizabeth Gillespie, Deputy Secretary, Division of Community and Field Services,
KDOC

Others attending: See attached list

Charles Simmons, Acting Secretary, Kansas Department of Corrections (KDOC), thanked the Committee for the opportunity to appear before them. Mr. Simmons presented a KDOC population update and said they are currently experiencing their highest inmate population ever. They have 6,377 inmates incarcerated in their correctional facilities, just over 97 percent of KDOC operating capacity. Despite that number, they are still under their operating capacity of 6,703, and they plan to add a total of 115 beds (Attachment 1).

Elizabeth Gillespie, Deputy Secretary, KDOC, reviewed the department's briefing report and covered basic information about the organization and operating of the department, as well as the status of various issues and trends of interest to state policymakers. Ms. Gillespie also highlighted the Governor's budget recommendations. For FY 1996, the Governor's recommendation of \$176.6 million for systemwide operating expenditures represents an increase of \$4.1 million, or 2.3 percent, over the recommendation of \$172.5 million for the current fiscal year. The Governor's recommendation of \$110.1 million for facilities operations represents an increase of \$3.7 million, or 3.4 percent, over the recommendation of \$106.4 million for the current fiscal year (Attachment 2).

A motion was made by Representative Neufeld, seconded by Representative Farmer, to approve as presented the minutes of January 17, 1995, and to correct and approve as corrected, the minutes of January 11, 1995. The motion carried.

The meeting adjourned at 3:30 p.m.

The next meeting is scheduled for January 19, 1995.

KANSAS DEPARTMENT OF CORRECTIONS
Population Update

January 18, 1995

Current Operating Capacity

Male	-	6,327
Female	-	376
TOTAL	-	6,703

Current Count (January 17, 1995)

Male	-	6,027
Female	-	350
TOTAL	-	6,377

Additions to Operating Capacity

TCF	-	+ 24 (February 1, 1995)
LCF (DCH)	-	+ 16 (March 15, 1995)
TCF (I-Max)	-	<u>+ 75</u> (May 1, 1995)
TOTAL	-	115

Reductions to Operating Capacity

TCF (Evaluation beds taken off line)	- 16	(May 1, 1995)
LCF W Unit (56 female to 48 male)	<u>- 8</u>	(May 1, 1995)
Net Increase	+ 91	

Operating capacity - May 1, 1995 - 6,794

6,391 male - 403 female

Possible Additional Capacity

- Renovate W Unit at LCF +48
- H Unit made permanent +48

Potential Capacity - 6,890
Male - 6,487
Female - 403

Projections

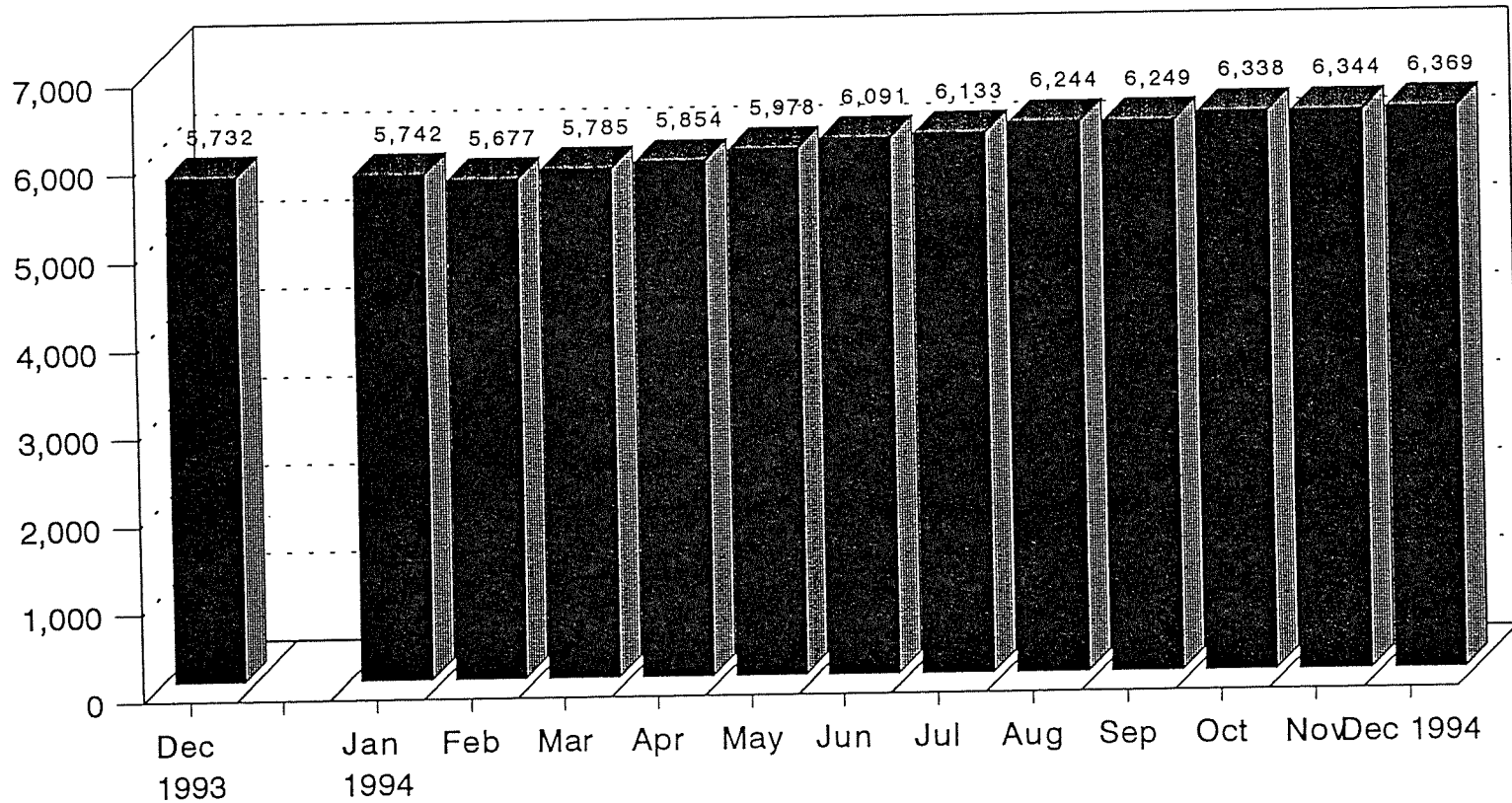
June 30, 1995	-	6,540
June 30, 1996	-	6,759

1/18/95
House Appropriations
Attachment 1

8-1

Kansas Department of Corrections

End-of-month Inmate Population: December, 1993 - December, 1994*

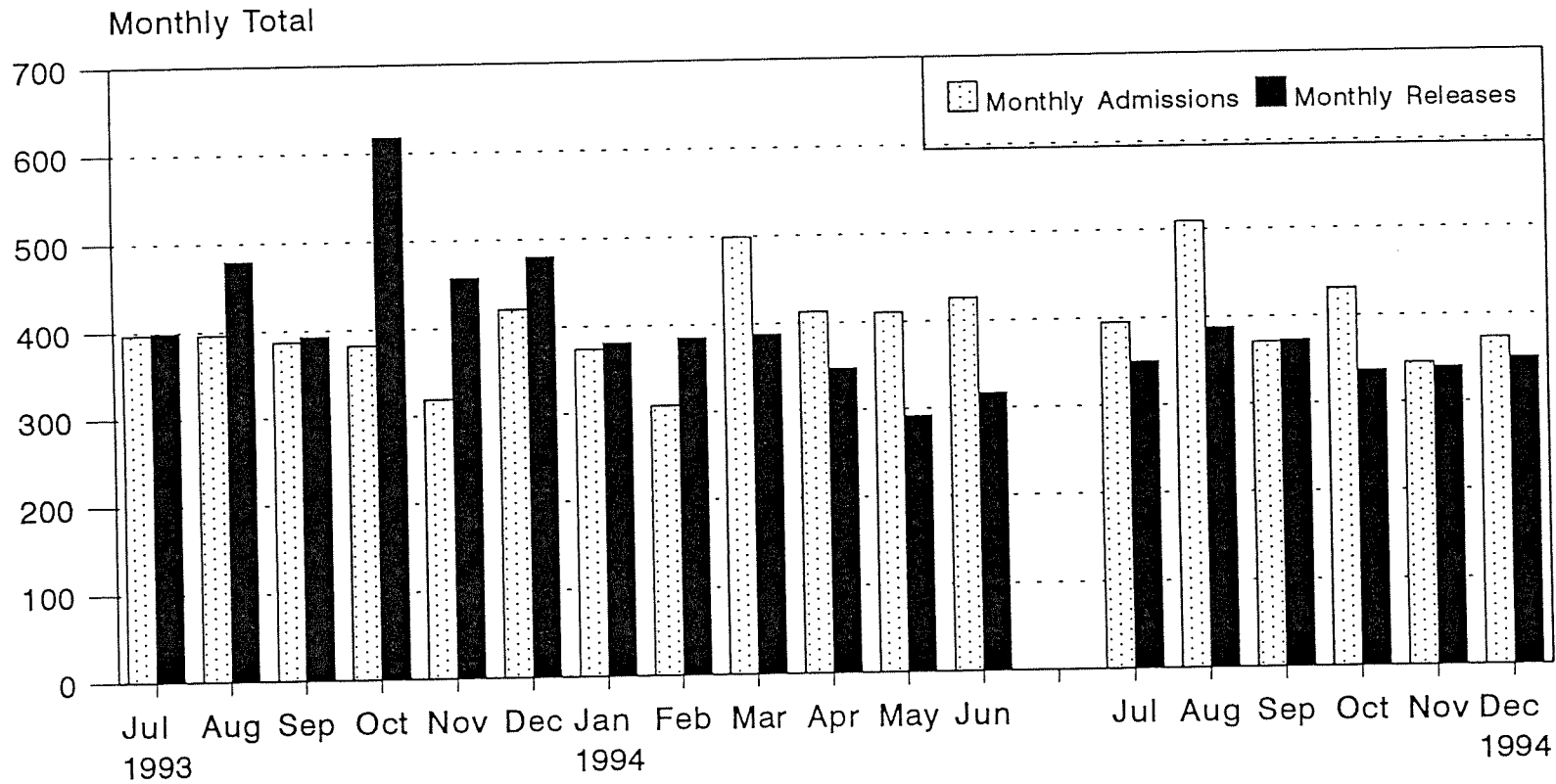


Change from Prev. Mo.			10	-65	108	69	124	113	42	111	5	89	6	25
Change from Dec., 1993			10	-55	53	122	246	359	401	512	517	606	612	637

*Figures reflect the total inmate population (combined DOC and Non-DOC facility populations).

Kansas Department of Corrections

Monthly Admissions and Releases: FY 1994 and FY 1995 To-date (Through Dec., 1994)

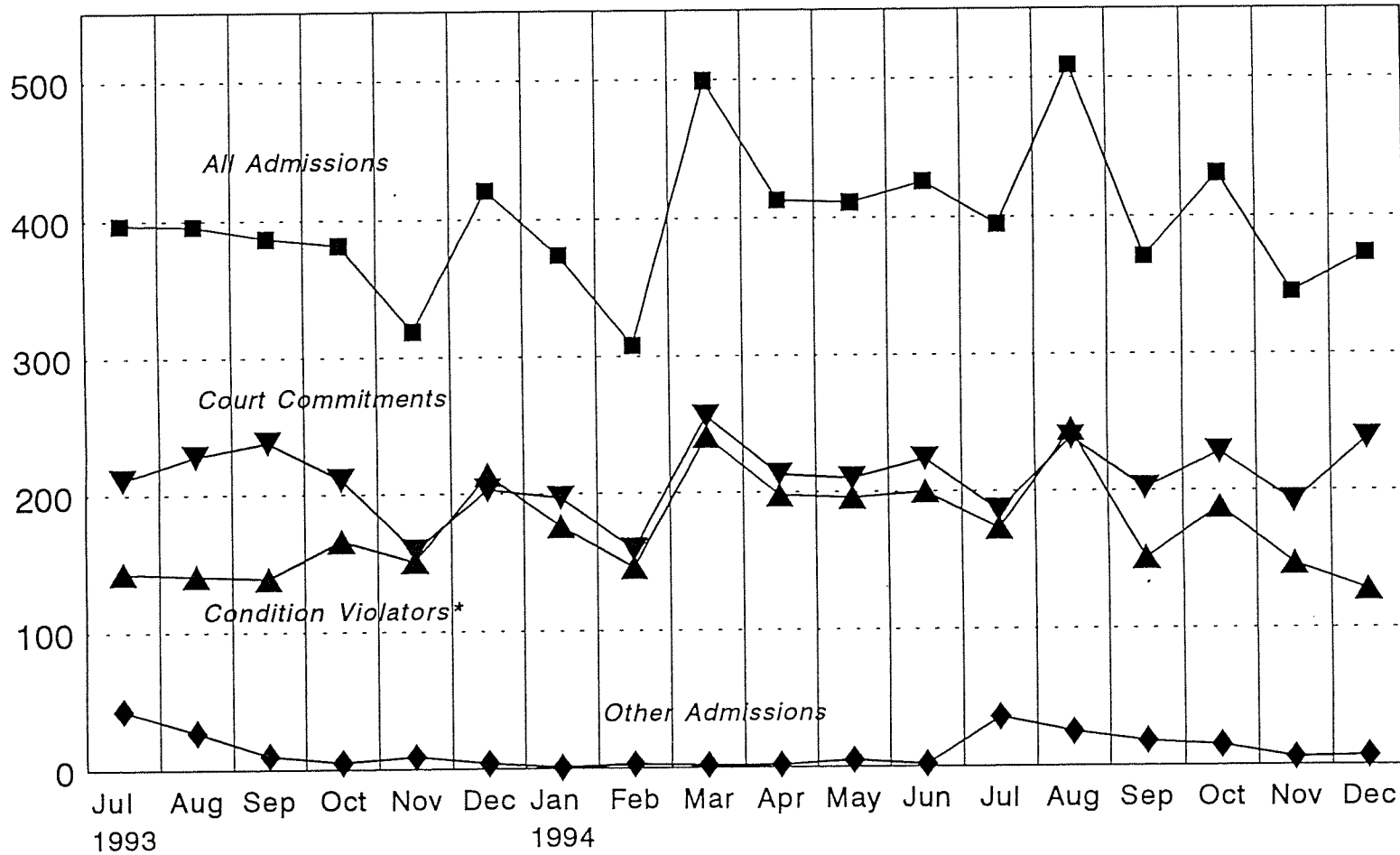


Monthly Admissions	397	396	387	382	319	421	374	308	499	413	411	426		395	509	371	431	345	373
Monthly Releases	399	479	393	618	457	480	381	385	388	348	292	317		350	388	373	337	340	350
Cumulative Admissions	397	793	1180	1562	1881	2302	2676	2984	3483	3896	4307	4733		395	904	1275	1706	2051	2424
Cumulative Releases	399	878	1271	1889	2346	2826	3207	3592	3980	4328	4620	4937		350	738	1111	1448	1788	2138

Kansas Department of Corrections

Monthly Admissions by Category: FY 1994 - FY 1995 To-date (Through Dec., 1994)

1-4



Category	Jul 1993	Aug 1993	Sep 1993	Oct 1993	Nov 1993	Dec 1993	Jan 1994	Feb 1994	Mar 1994	Apr 1994	May 1994	Jun 1994	Jul 1994	Aug 1994	Sep 1994	Oct 1994	Nov 1994	Dec 1994
All Admissions	397	396	387	382	319	421	374	308	499	413	411	426	395	509	371	431	345	373
Court Commitments	211	228	238	211	159	203	197	159	256	213	210	224	186	239	202	228	192	238
Condition Violators*	143	141	139	166	151	214	176	146	241	198	196	200	173	245	151	188	147	128
Other Admissions	43	27	10	5	9	4	1	3	2	2	5	2	36	25	18	15	6	7

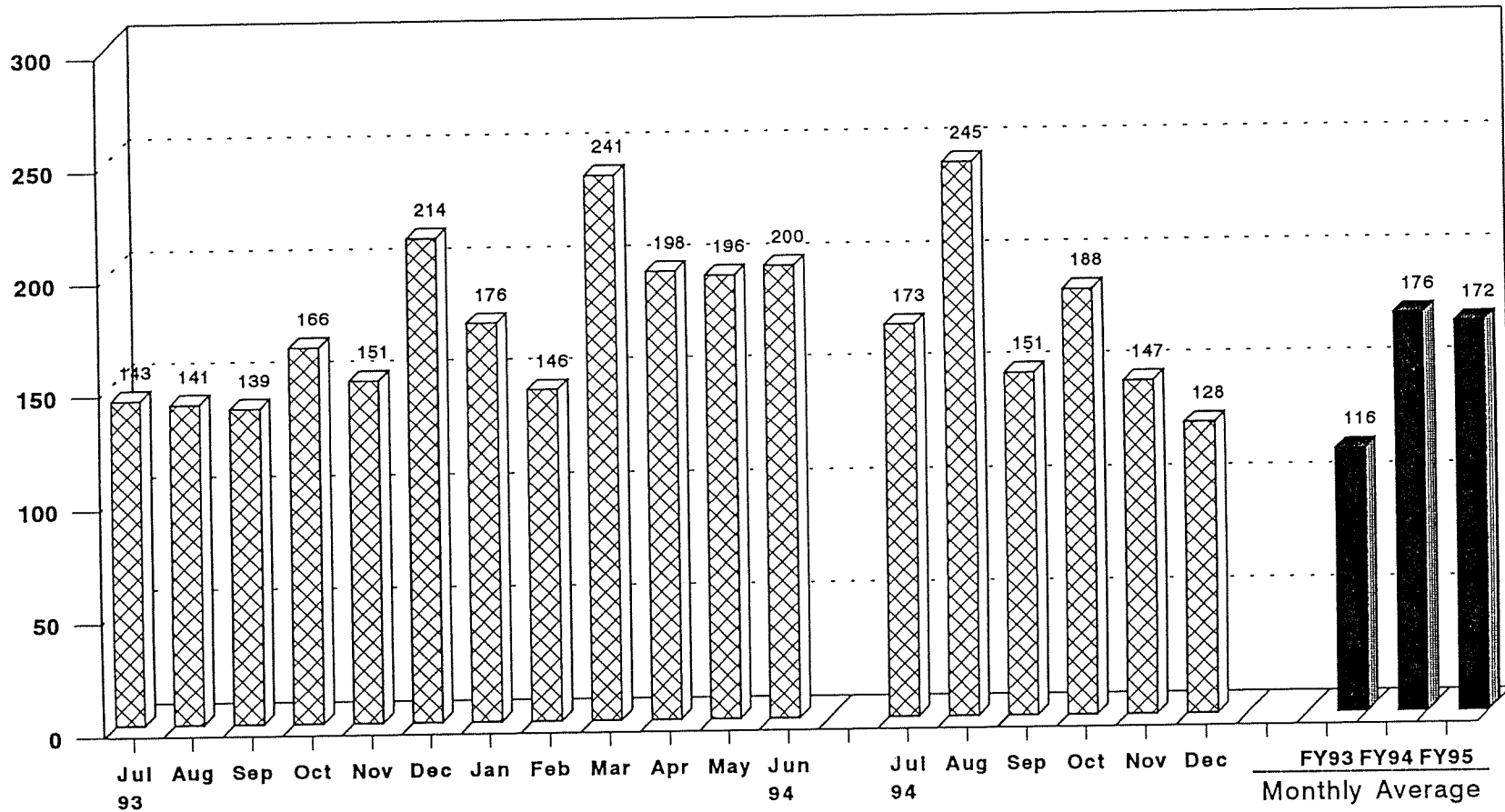
HG3 Chart BF14AA1

**"Condition violators" include those returned to prison for violation of the conditions of release (no new felony sentences involved).

1-5

Kansas Department of Corrections

Number of Return Admissions for Condition Violations by Month: FY 1994 and FY 1995 To-date (Through December, 1994 -- Month 6 of FY 1995)*



* Total number of admissions for violation of the conditions of release (no new sentence).

KANSAS DEPARTMENT OF CORRECTIONS

BILL GRAVES, GOVERNOR

CHARLES E. SIMMONS, ACTING SECRETARY

LONDON STATE OFFICE BUILDING — 900 SW JACKSON
TOPEKA, KANSAS — 66612-1284
913-296-3317

MEMORANDUM

To: Members of the 1995 Kansas Legislature

From: Charles E. Simmons
Acting Secretary of Corrections

Subject: *Corrections Briefing Report*

Date: January 18, 1995

Attached is a copy of the *Corrections Briefing Report*, a report produced by the Kansas Department of Corrections which provides basic information about the organization and operation of the department, as well as the status of various issues and trends which may be of interest to state policymakers. The report is organized into 10 sections: Introduction to the Kansas Department of Corrections; Budget; Issues Facing the Department; Offender Population Trends; Offender Characteristics; Offender Programs and Services; Community Corrections; Field Services; Correctional Industries; and, Correctional Facilities. Please contact this office if you have questions about the report, or if you would like to obtain additional information.

Attachment

1/18/95
House Appropriations Cmte
Attachment 2



Equal Opportunity Employer

Corrections Briefing Report

***Kansas Department of Corrections
January 1995***

Table of Contents

1. *Introduction to the Kansas Department of Corrections*

- 1.1 Organizational Structure
- 1.3 Mission Statement
- 1.3 Values and Principles
- 1.4 Policy Guidelines

2. *Budget*

- 2.1 Cost of Kansas Government - All Funds
- 2.2 Statewide Expenditure Summary - All Funds
- 2.3 Statewide Expenditure Summary - State General Fund
- 2.4 Governor's Recommendations Per Capita Operating Costs
- 2.5 Highlights of the Department's Budget Requests

3. *Issues Facing the Department*

- 3.1 Introduction
- 3.2 Federal Court Order (Porter v. Finney)
- 3.4 Facility Capacities
- 3.6 Violent Crime Control and Law Enforcement Act of 1994
- 3.8 Offender Management Planning
- 3.10 Conditional Release Dates
- 3.11 Offender Fees
- 3.12 Kansas Criminal Justice Information System
- 3.13 Inmate Telephone System
- 3.14 Inmate Benefit Fund
- 3.16 Sexually Violent Predators
- 3.17 Victim Notification
- 3.18 Labette Correctional Conservation Camp
- 3.19 Smoke Free Environment
- 3.20 Evaluation of the 90-day Period of Revocation for Violation of Postrelease Supervision Conditions

Table of Contents (Con't.)

- 3.23 Automated Supervision
- 3.24 Parole Violator Jail Costs
- 3.25 Expansion of Community Corrections Juvenile Services
- 3.26 Automatic Waiver of Certain Juvenile Offenders to Adult Status
- 3.27 Capital Punishment
- 3.28 Recruitment and Retention of Staff

4. *Offender Population Trends*

- 4.1 December 31, 1994 Offender Population Under Management of the KDOC

Admissions and Releases

- 4.2 Yearly Admissions and Releases: FY 1985 to 1994
- 4.3 Average Number of Admissions and Releases per Month by Major Category: FY 1992 - FY 1994, and FY 1995 To-date
- 4.4 Year Return Admissions for Violation While on Post-Incarceration Status: FY 1985 - 1994
- 4.5 Return Rate of Offenders Released From KDOC Facilities During FY 1985-1993: By Type of Readmission and Length of Follow-up Period
- 4.7 Parole Rate: Kansas Parole Board Decisions to Parole as a Proportion of Total Decisions, FY 1985 - 1994 and FY 1995 To-date

Inmate Population Trends

- 4.8 Total Inmate Population: FY 1985 through 1994 and FY 1995 To-date
- 4.9 Inmate Population and Average Daily Population (ADP): FY 1985 through 1994 and FY 1995 To-date
- 4.10 Change in Month-end Inmate Population During 15-Month Period: July 1993 through September 1994

Post-incarceration Population Trends

- 4.11 Components of the End-of-year Offender Population Under Post-incarceration Management: Fiscal Years 1985 - 1994
- 4.12 Components of the End-of-month Population Under Post-Incarceration Management: FY 1994 and 1995 To-date (Through September 1994) by Month

Inmate Population and Post-incarceration Population Compared

- 4.13 Inmate and Post-incarceration Populations Under Supervision (In-state): End-of-year FY 1985 - 1994, and FY 1995 To-date
- 4.14 Month-end Inmate Population and Post-incarceration Population Under In-state Supervision: FY 1994 and FY 1995 (Through September, 1994)

Table of Contents (Con't.)

5. *Offender Characteristics*

- 5.1 December 31, 1994 Inmate Population by Location
- 5.2 December 31, 1994 Facilities Capacity vs. Inmate Population: By Sex and Security/Custody Designation
- 5.3 December 31, 1994 Inmate Population Demographics
- 5.4 December 31, 1994 Inmate Population by Custody Classification
- 5.5 December 31, 1994 Inmate Population by Type of Crime (Overall Most Serious Offense)
- 5.6 December 31, 1994 Inmate Population by Offense Grouping (Overall Most Serious Offense)

6. *Offender Programs and Services*

- 6.1 Contracts and Services Currently in Effect
- 6.3 Academic Education
- 6.3 Special Education
- 6.4 Vocational Education
- 6.4 Substance Abuse Treatment
- 6.5 Sex Offender Treatment
- 6.5 Health Care Services
- 6.6 Mental Health Services
- 6.6 Other Programs

7. *Community Corrections*

- 7.1 Organizational Structure
- 7.2 Listing of Established Program Locations
- 7.4 History and Description
- 7.5 Juvenile Community Corrections Services Offered by Each Agency as of December 13, 1994
- 7.8 Facility and Jail Compliance Unit

Table of Contents (Con't.)

8. *Field Services*

- 8.1 Organizational Structure
- 8.2 Regional Office Locations
- 8.3 History and Description of Services

9. *Correctional Industries*

- 9.1 Description
- 9.2 Location of Industries
- 9.3 FY 1994 Receipts

10. *The Facilities*

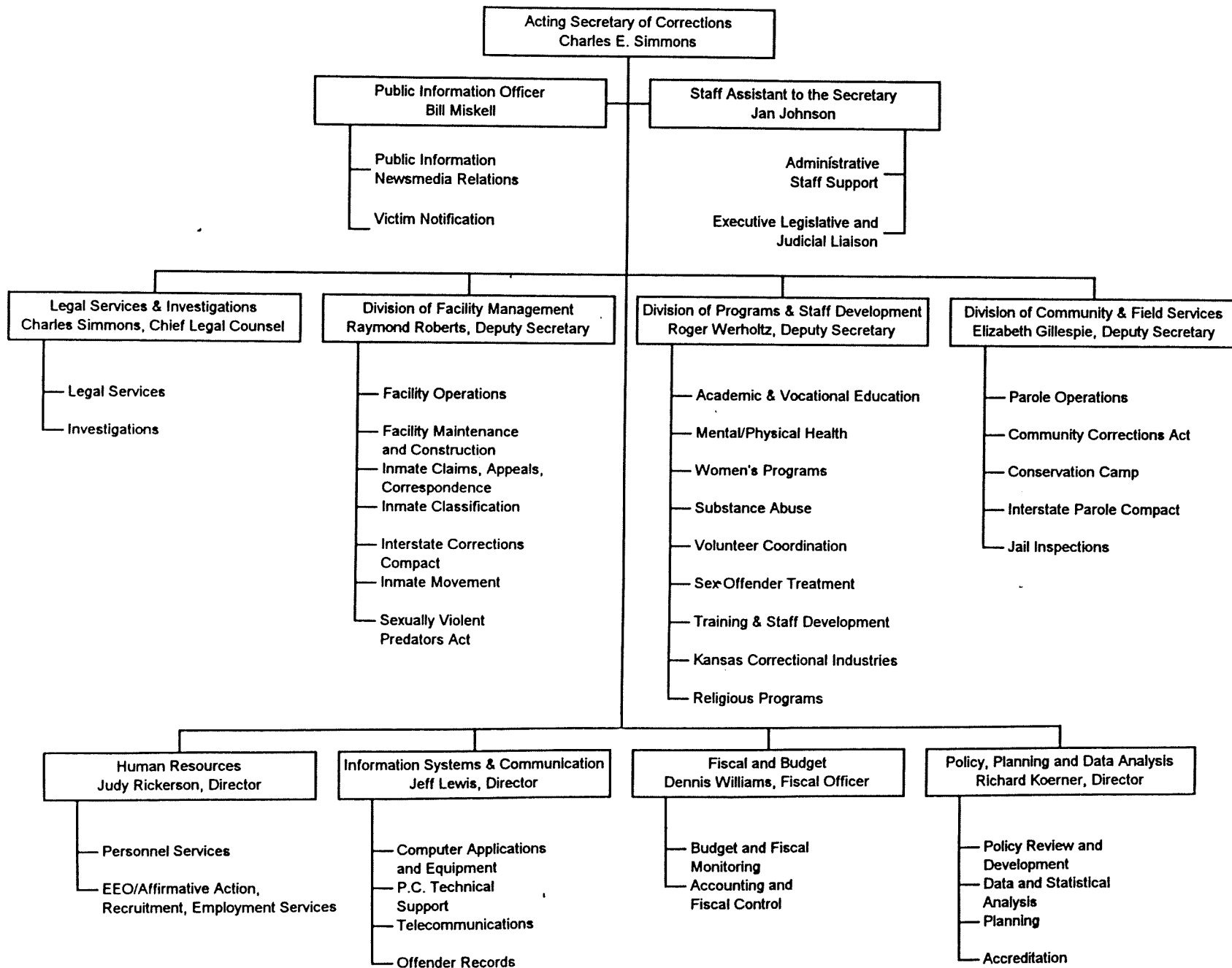
- 10.1 Organizational Structure
- 10.3 Location of Correctional Facilities
- 10.4 Lansing and Osawatomie Correctional Facilities
- 10.6 Hutchinson Correctional Facility
- 10.8 El Dorado and Toronto Correctional Facilities
- 10.10 Topeka Correctional Facility
- 10.12 Norton and Stockton Correctional Facilities
- 10.14 Ellsworth Correctional Facility
- 10.16 Winfield Correctional Facility
- 10.18 Wichita Work Release Facility
- 10.20 Larned Correctional Mental Health Facility

***Introduction to
Kansas Department of Corrections***

2-7

KANSAS DEPARTMENT OF CORRECTIONS

THE ORGANIZATION



1.1

8-8



DEPARTMENT OF CORRECTIONS

OFFICE OF THE SECRETARY

*Landon State Office Building
900 S.W. Jackson—Suite 400-N
Topeka, Kansas 66612-1284
(913) 296-3317*

Bill Graves
Governor

Charles E. Simmons
Acting Secretary

MISSION STATEMENT

The Department of Corrections, as part of the criminal justice system, contributes to the public safety by exercising reasonable, safe, secure, and humane control of offenders while actively encouraging and assisting them to become law-abiding citizens.

VALUES and PRINCIPLES

We believe the Department should be managed with integrity and with a willingness to share information responsibly and appropriately. As State officials, we must be accountable to the Governor, Legislature, and citizens of Kansas.

- Our relationships with our colleagues in the Department, other components of the criminal justice system, other units of government and the public will be characterized by integrity and cooperation.
- The provision of accurate, relevant and timely information is important in order for the Department to demonstrate its accountability.
- We recognize the role of the news media in a democratic society and we will work actively and constructively with them to inform and educate the public regarding correctional issues, policies, and procedures.
- Appropriate segments of the public should be afforded the opportunity for input to be considered in the development of departmental issues.
- We will be sensitive to the economic, social and political environment in which we operate.
- We endeavor to be a positive presence in the community.

- As an agency of State government, we will demonstrate fiscal responsibility by seeking only those resources which are necessary and using them in the best possible way.
- With respect to offenders, we will be guided by the concern that the public safety not be placed at an unreasonable risk as a result of our actions.

Sharing of ideas, knowledge, values and experience is essential to the achievement of our mission.

- Recognizing that the Department has a major role to play in the criminal justice system, we can both benefit from, and contribute to, the development of corrections and overall criminal justice policy.
- We recognize that we must actively encourage the gathering, creation, application and dissemination of knowledge if we are to be a contributing member of the criminal justice community.

We believe that our strength and our major resource in achieving our objective is our staff and that human relationships are the cornerstone of our endeavor.

- Because our relationship with offenders is the most critical aspect of our work, we recognize that individuals possessing values consistent with our mission, effective interpersonal skills, and an understanding of social issues are essential in accomplishing our mission.
- All employees of the Department are responsible for being active, visible participants in the correctional process and in achieving the objectives of the Department.
- We will be sensitive to staff members' individual needs, interests, capacities, values and aspirations in the work place.
- The work environment is important and should be conducive to employee safety, health, and productivity.
- Employees have much to contribute and they must be able to appropriately voice constructive ideas and concerns with the expectation that they will be given due consideration.
- We strive towards leadership by example.
- Staff involvement and consultation in the development of objectives, plans, and priorities is crucial.
- Teamwork is essential to fulfilling our mandate and contributes to the pursuit of our mission.
- Staff training and development activities should be directed to achievement of our mission.

- We respect the need for employment equity achieved through a staff complement that represents a cross-section of society.
- Our organizational structures must facilitate the fulfillment of our mission, recognize the value of stability and promote the involvement of staff in management processes.
- Supervisory staff should strive to provide constructive feedback on a regular basis to help employees improve their effectiveness.

We respect the dignity of individuals, the rights of all members of society and the potential for human growth, development and behavioral adjustment. We recognize that offenders have the potential to live as law-abiding citizens.

- As we respect the rule of law, we respect the rights of individuals, victims, staff, offenders and all those involved in the criminal justice process.
- Our dealings with individuals will be honest, fair, and humane.
- Respecting the right of concerned individuals to be informed participants in the correctional process contributes to the quality of the process and of the decisions made.
- Offenders are responsible for their actions and must bear the responsibility for their criminal behavior.
- We will acknowledge good behavior by offenders and deal constructively and promptly with inappropriate behavior.
- Within the boundaries of the law, we will accommodate reasonable cultural and religious needs of individuals and minority groups, provided the rights of others are not infringed upon.
- Problems should be resolved at the lowest level possible.
- Disciplinary processes will be fair, timely and equitable.
- Offenders, as members of society, retain their rights and privileges except those necessarily removed or restricted by the fact of their offender status.
- Programs and opportunities to assist offenders in developing social and living skills will enhance their potential to become law-abiding citizens. We encourage offenders to participate in such programs and will strive to motivate them to contribute to their development.
- Offender work programs and employment play a critical role in developing skills and abilities which will serve offenders on release, contribute to the good order and management of institutions, contribute to offenders' success in the community, and reflect our society's belief in the value of work.

- Offenders should be productively occupied.
- Recognizing that offenders can best demonstrate their ability to function as law-abiding citizens in the community, we will provide programs, assistance and supervision to support the release of offenders and to maintain offenders in the community as an alternative to incarceration or subsequent to incarceration.
- The establishment and maintenance of positive community and family relationships will normally assist offenders in their reintegration as law-abiding citizens.
- The involvement of community organizations, volunteers, and outside professionals in program development and delivery will be actively supported.

POLICY GUIDELINES

To fulfill its mission, the Kansas Department of Corrections must responsibly and continuously examine and improve its policies, procedures and practices. The Department believes that, by managing according to defined guidelines, it can: enhance public safety; influence changes in offender behavior; reduce the rate of reoffending; comprehensively address the health of the organization and its employees; and make more efficient use of public resources. Accordingly, the Department has adopted a formal process for reviewing and developing policy, and improving management of offenders and the general administration of the organization.

Our commitment to continuous operational improvement incorporates the four guiding principles of Kansas Quality Management:

- Identify those we serve and meet their expectations
- Involve employees at all levels in problem solving and decision making
- Enable employees to change and succeed through appropriate education and training
- Improve processes and remove barriers to create and reinforce continuous improvement

Each policy, program or process (whether in place or a new initiative) should be examined, expected objectives and outcomes stated, and meaningful measurements established. Specific departmental goals, objectives and performance measures will be outlined in a separate but companion document.

ARTICLE I - OFFENDER MANAGEMENT

Major themes guiding offender management policy:

- Fair and humane treatment
- Safe living and working environments
- Accountability and responsibility
- Work and work ethic
- Effective provision of education and treatment programs to provide for offender mental health, remedial and basic education, and substance abuse needs
- Cognitive interventions to change thinking
- Staff coordination and communication

ARTICLE I - SECTION 1: INTAKE, ASSESSMENT, & ORIENTATION

§ 1-1.1: The management of offenders should be a continuous process from intake through post incarceration supervision.

§ 1-1.2: Intake should be a standardized process applied uniformly and consistently.

A continuous systemic approach will minimize duplication, enhance the potential for program and treatment effectiveness, and provide for effective utilization of resources. A consistent, uniform, and standardized intake process helps ensure that the offender management philosophy is communicated to all offenders and that the basis for case management is established.

§ 1-1.3: Relevant, complete, and accurate data describing social, psychological, medical, demographic, and criminal history should be collected and recorded during the intake process.

Complete and up-to-date information is essential to the development of an effective case management strategy. It is also necessary for reviewing and reporting offender characteristics for appropriate administration of the sentence, determining collective offender needs, evaluating management decisions, and allocating resources.

§ 1-1.4: As a part of the intake process, offenders should be given a detailed and standardized orientation that, at a minimum, clearly addresses: departmental operations and organizational structure, what the offender may expect from the Department and its employees, departmental expectations of the offender, and the rules for earning/losing available privileges.

Expectations must be clearly defined and stated if offenders are to know what behavior is expected of them. Offenders can best be held accountable if expectations are clearly and consistently communicated and applied.

- § 1-1.5: Upon transfer to another KDOC facility or field office, offenders should be given a detailed orientation regarding the organizational structure and other features unique to that particular facility or office.**

While many aspects of the Department are common to all units of operation, there are various facility to facility and office to office differences, including: size, location, security, and function. It is important that offenders receive an intense, detailed and standardized orientation to the Department as a whole. It is also important that they receive such an orientation to the facility at which they are housed or office to which they are assigned.

ARTICLE I - SECTION 2: PRIVILEGES AND INCENTIVES

- § 1-2.1: There should be a leveled or graduated system of earnable privileges that serve as incentives and reinforcement for appropriate and responsible offender behavior.**
- § 1-2.2: Emphasis should be placed on gaining, retaining, or losing privileges rather than punishment. Behavior should be acknowledged through timely granting or removal of privileges. Inappropriate behavior should be dealt with promptly and in a way that makes it clear to the offender that such behavior is the cause of action. Acknowledgment and appropriate action as a result of offender performance, conduct or behavior should follow the act as soon as possible.**

It is assumed that most significant human behavior is strongly influenced by its consequences (i.e., positive and negative reinforcement). A system of earnable privileges and incentives enables us to positively reinforce appropriate and responsible offender behavior. Although punishment tends to decrease the occurrence of negative behavior, it does not reinforce the learning of more appropriate behavior as does rewarding appropriate and responsible behavior. Further, small definite reinforcements that are immediately experienced have a greater impact on behavior than larger, less definitive reinforcements that occur later.

- § 1-2.3: All persons working with offenders should be involved in encouraging and reinforcing appropriate and responsible offender behavior. Communication must take place between all divisions and at all levels, so that the offender receives a consistent message. Daily informal interaction should build on the principles taught in formal programs and treatment, and an environment should be established and maintained, whether during incarceration or while on post incarceration supervision, that reinforces individual accountability and responsibility.**

To be effective, reinforcement must be consistent and regular.

- § 1-2.4: Offender behavior which could be classified as a felony should be referred to the county/district attorney for prosecution and dealt with through the**

disciplinary process, supervision revocation process, and the privilege and incentive process.

ARTICLE I - SECTION 3: CASE MANAGEMENT & CLASSIFICATION

- § 1-3.1: **A case management strategy should be developed for each offender at the time of intake. The case management strategy should cover the duration of the offender's sentence, including reintegration needs. The strategy should also consider previous interventions.**

To ensure that each individual offender is managed consistently, regardless of current location, the case management strategy developed for each offender should reflect priorities for that offender and be consistent with the mission of the Department.

Our mission includes helping offenders become law-abiding citizens. Preparing offenders for successful reintegration after incarceration is critical to this objective. Offenders have varying levels and types of life skills and reintegration needs, particularly concerning employment at the time of release. A continuum of services, available from the time of intake, would enable us to begin preparing offenders for reintegration early during incarceration. Providing life skills throughout the period of incarceration also fosters the safe operation of facilities and enhances the effectiveness of programs and treatment.

- § 1-3.2: **All social, psychological, medical, demographic, and criminal history data collected and recorded during the intake and assessment process should be reviewed regularly and updated as necessary.**

Up-to-date information is essential to effective case management. It is also necessary for reviewing and reporting offender characteristics for appropriate administration of the sentence, determining offender needs, and allocating resources appropriately.

- § 1-3.3: **Case management should encompass practical daily needs and concerns facing offenders with emphasis placed on: formal and informal cognitive intervention strategies, work and work ethic, reintegration and life skills, literacy, special education, and treatment/counseling.**

- § 1-3.4: **Every contact with an offender should be viewed as an opportunity to set a positive example and to emphasize positive behavior and individual accountability.**

Offenders cannot be forced to become law-abiding citizens. However, we can attempt to influence their thinking patterns by using the time they are under our jurisdiction to provide them with an environment that encourages and depicts positive behavior. Many offenders are returned to incarceration after their release due to their inability to adapt and meet the challenges of living outside prison. If we are to increase the number of offenders who successfully reintegrate into society, case management must offer practical solutions to problems facing offenders at the time of release. By addressing how offenders respond to circumstances, we can have a more long term influence on their behavior.

- § 1-3.5: **The environment during incarceration should, as much as possible, approximate the community-at-large. Holding offenders accountable and responsible for their behavior and assisting them in preparing for successful reintegration and**

maintaining a law-abiding life style after release are particularly important. Work assignments should be structured to be similar to those in the community-at-large and, to the extent possible, programs and treatment should be provided so as to not interfere with work assignments. To the extent possible and where appropriate, offenders should pay fees for special goods and services they are provided.

We recognize that many offenders are dysfunctional in certain skills, including basic literacy and basic life skills. Through case management that includes formal treatment and informal daily contact, we believe we can reduce barriers to successful reintegration. If the environment requires that the offender assume the same responsibilities and make decisions that approximate real life situations, the likelihood of successful reintegration is improved. Further, our goal of preparing offenders for successful reintegration is less likely to be accomplished if we create an artificial environment during incarceration.

- § 1-3.6: Where feasible, consideration should be given to housing offenders with special program or treatment needs in separate units or facilities where different earnable privileges, control measures, and/or types and levels of programs and treatment would be available. Generally, there should be a level system where privileges are gradually earned and none are automatically granted.**

We acknowledge that offenders have varying program and treatment needs that require individualized focus. Such offender needs can be addressed more effectively and efficiently if similar offenders are housed together. If offenders with common program and treatment needs are housed together, treatment of or response to special issues can be more concentrated, resources can be used more efficiently, staff skills can be enhanced, and (in some instances) offenders can help each other.

Under Sentencing Guidelines, individual offenders admitted as Condition Violators can be incarcerated for a maximum of 90 days following their revocation hearing. Such offenders, as a group, represent a large segment of the inmate population. To reduce the rate of violation, help in the management of such individuals while incarcerated, and deter those still under post incarceration supervision, it is practical to identify and manage Condition Violators as a special population.

- § 1-3.7: Individual case management decisions should be made at the lowest level possible; however, policies should ensure system-wide consistency in the way offenders are classified. To the extent feasible, there should be a single classification process that provides not only consistency but also continuity from incarceration to field supervision. The classification process should also include an assessment of program and treatment needs as well as risk.**

A standardized classification system helps ensure that offenders are appropriately placed within the Kansas correctional system. Such a system is, therefore, essential to the public safety aspect of our mission. However, once the classification system has been applied to an individual offender, the staff working with the offender on a daily basis is in the best position to know the particular characteristics and needs of the offender and to manage the case. A coordinated risk and need assessment process would provide for more consistency and continuity in case management and would help improve communication between facility and post incarceration supervision staff.

§ 1-3.8: Case management decisions should be the responsibility of assigned departmental staff. However, effective management is best achieved through a team effort involving all professional disciplines, whether such professionals are employed by the Department or one of its contractors. Generally, the role of contract staff is to perform specific functions and advise. In situations calling for medical judgement, however, the decision of the designated health authority must prevail. Where there is doubt whether or not an issue requires a medical judgement, the issue should be resolved by the warden or parole director.

Responsibility for influencing an offender to become law abiding is a part of our mission and rests with all employees. While we can work toward achieving this goal by relying upon the expertise of contract staff, we should not relinquish this role by turning case management decisions over to contract employees. We can benefit from the expertise of contract staff by seeking information, progress reports and recommendations. However, we should retain the final decisions about case management to ensure that the management of offenders is consistent with the Department's mission.

§ 1-3.9: The Department should promote the active participation of offenders in a variety of self-help and support programs available through volunteers, public agencies, and/or not-for-profit organizations. Accordingly, staff cooperation and space should be provided for such groups to meet.

ARTICLE I - SECTION 4: TRANSITION

§ 1-4.1: Offender management information should be shared among appropriate staff of all disciplines in as comprehensive a manner as possible. A continuum of formal and informal reintegration services that includes teaching life skills, prerelease programs, work release programs, and halfway houses should be established. This continuum of services should be structured to enable offenders to participate in different stages as necessary to meet their individual program and treatment needs. Offender transitions and other case management proceedings and decisions should be coordinated between facility and post incarceration supervision staff.

§ 1-4.2: To ensure an effective transition from incarceration to post incarceration supervision status, the Department should document and make available to offenders relevant information about a variety of resources available in the community.

Sharing information assists staff in making a more accurate risk assessment to decide the level of supervision and the intervention strategies needed. Sharing and coordinating information also improves the consistency with which offenders are managed.

§ 1-4.3: Control/supervision of an offender should be as restrictive as necessary to minimize the offender's risk to the public with particular attention being paid to identification of mentally ill, violent, predatory, and other high risk offenders. A policy for responding to an offender's violation(s) of conditions of supervision

should be developed. This policy should stress the importance of providing for the public safety and establish a range of intermediate sanctions to serve as alternatives to revocation. The development of intermediate sanctions should include the allocation of resources available to the Department as well as consultation and coordination with other State and local agencies in sharing existing community-based resources.

A policy that stresses public safety as the overriding purpose of post incarceration supervision and suggests potential responses to violations of conditions of supervision would reinforce the supervising officer's role in encouraging offender success while providing appropriate alternatives to revocation. Developing new and innovative intermediate sanctions or utilizing those that already exist helps ensure that revocation is used only when necessary to ensure public safety.

ARTICLE I - SECTION 5: RESOURCE ALLOCATION

- § 1-5.1: Development and application of treatment interventions and programs should consider the ethnic and cultural diversity among offenders and comprehensively address their needs (e.g., substance abuse, sex offender problems, education, and mental health issues etc.).

A piecemeal approach (i.e., addressing each individual problem independent of another) often represents an inefficient use of resources and can foster inconsistent and/or conflicting treatment strategies.

- § 1-5.2: All resources (e.g., programmatic, fiscal, staff, etc.) should be directed toward encouraging and establishing individual offender accountability and responsibility for personal decisions and actions.

Significant behavioral change is a process of self-change that recognizes the link between distorted criminal thinking patterns and resultant criminal behavior. Self-change implies internal motivation driven by choice and not coercion, and requires that the offender be held accountable for his/her choices and behavior.

- § 1-5.3: Case management decisions and assignments should be prioritized based upon an assessment of the individual offender's program and treatment needs that affect the offender's ability and willingness to lead a law-abiding lifestyle. Consideration should be given to the needs of the offender in relation to the needs of other offenders and whether those needs can be met through an alternative means. It should also be considered whether the program or treatment intervention will affect the offender under his/her current circumstances and whether the offender has had access to similar intervention in the past.

- § 1-5.4: Resources should be directed to those programs that: Clearly articulate and support the Department's mission; Employ intervention strategies that are grounded in our belief that, in order to constructively change offender behavior, offenders must change their thinking; and Help the offender develop self-discipline.

Programs should promote learning and employability. Priority in allocating treatment and program resources should be given to the types of programs and strategies listed below. However, special emphasis should be given to directing adequate resources toward post incarceration services and strategies to enhance the successful transition and reintegration of offenders into the community without creating risk to the public. This should include maximizing the use of existing community resources.

- Medical care
- Education -
 - Special, Literacy, GED
- Cognitive Skills Intervention Strategies and Training
- Substance abuse treatment
- Sex offender treatment
- Transitional programs for releasees -
 - mental health counseling, halfway houses, substance abuse relapse, and sex offender relapse
- Parenting and family enrichment
- Vocational Education

Program providers should be required to coordinate curricula to reduce redundancy.

Program and treatment strategies must address offender characteristics or behaviors that have a clear link to either maintaining criminal behavior or inhibiting pro-social behavior. The areas listed are considered those that can most assist the offender in getting the skills and abilities to maintain employment, making socially and legally appropriate decisions and choices, seeking assistance from community resources as needed, and learning and practicing appropriate relapse prevention strategies.

More effective use of resources can be achieved by reducing the internal competition between program providers and replacing it with a greater degree of coordination and cooperation

§ 1-5.5: Offenders with a history of repeated program refusal or failure should have increasingly limited access to program resources. To increase the effectiveness of program resources, the repeated reassignment of such offenders to a program should be delayed until there is evidence that the offender's attitude has changed positively and a determination made that such reassignment would be productive.

The effectiveness of any intervention strategy is directly related to the willingness of the offender to accept and practice behavioral changes suggested by the program. Without the offender's acceptance of responsibility, nothing will be gained from expending resources in repeating the same activity. Accordingly, each program and treatment intervention offered should be evaluated to determine the objective, the population that would be affected by the objective, and the measure(s) that would indicate whether the objective is being met. Each intervention offered should be evaluated to determine whether it would be more effectively provided during incarceration or during post release supervision. Resources should be shifted according to the results of these evaluations. If measurement of the program or treatment reveals that it is not effective, the element should be revised or eliminated.

§ 1-5.6: Emphasis should be placed on work as an offender responsibility. Whenever it is necessary and practical to do so, alternative scheduling and/or strategies that simultaneously address system/facility needs and offender needs should be used. Emphasis should be placed on: Further development and expansion of correctional industries; Formalization of facility work assignments for developing and documenting work skills and abilities; Development of alternative schedules for treatment, counseling, and education program strategies that reduce conflict with work schedules; and Enhanced employment strategies to help offenders on post incarceration supervision.

§ 1-5.7: Staff training and development activities and resources should be directed toward reinforcing and furthering the cognitive-behavioral change of offenders. It is essential for all staff to be trained in techniques and strategies of offender behavioral change.

Pro-social attitudes and behaviors should not only be taught by specifically trained staff, but modeled by all staff. If staff are to be responsible for holding offenders accountable and for helping them correct their behavior, then staff must also be trained and involved in the goals and objectives of the intervention strategies. For any program intervention to be successful, the Department must establish a climate at all sites that supports and reinforces the specific goals of the program as a part of the total behavioral change.

§ 1-5.8: Emphasis should be given to developing and expanding the use and role of volunteers to augment resources and improve programming and treatment outcomes.

Using volunteers appropriately should allow more offenders to be reached with the same resources and create some possible expansion of the range of program interventions or services that may be available.

§ 1-5.9: Strategies should be employed which optimize the most beneficial or effective time to provide specific treatment or education interventions (i.e., beginning of incarceration, end of incarceration, post incarceration supervision) and allocate resources accordingly.

It may be more effective and/or efficient to provide certain program interventions in the community than in facilities, certain programs early in the period of incarceration, and other programs late in the period of incarceration just prior to release.

§ 1-5.10: The implementation of any activity, program, action plan, etc., should be guided and accompanied by a determination and statement of the goals to be accomplished and the desired outcomes. Once in place, periodic evaluations should be conducted to determine the effectiveness of various techniques, programs, and strategies. Such evaluations should be empirically sound and based upon established, objective criteria.

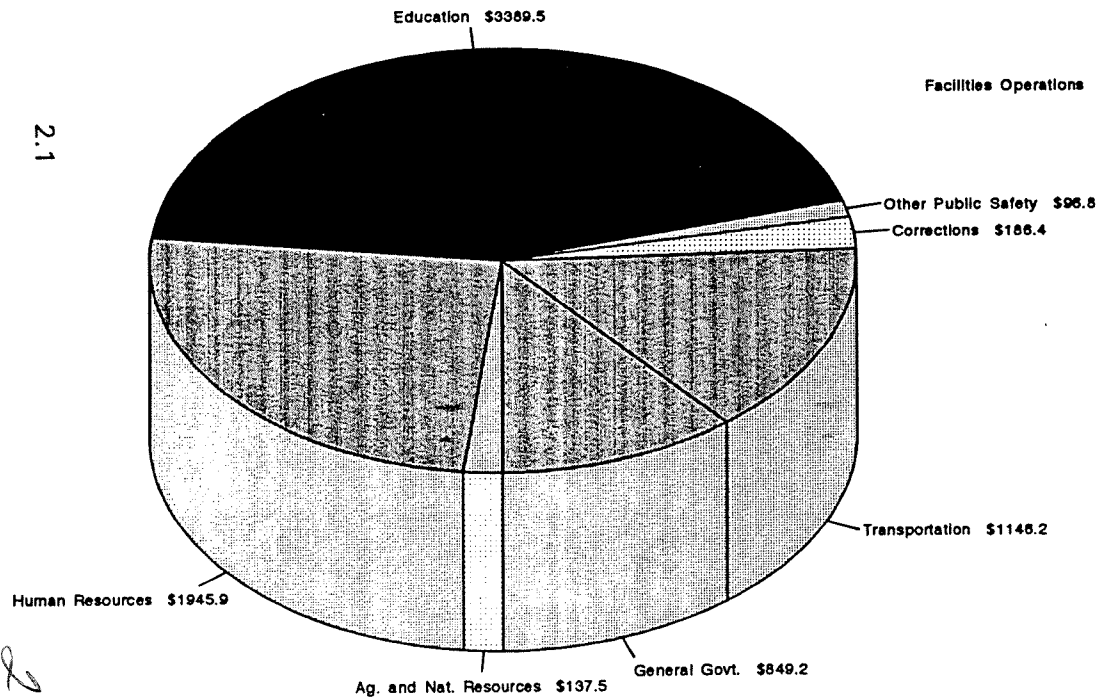
Resources must be allocated toward those activities and functions that enable the Department to achieve its mission. Without performance evaluations based upon clear criteria derived from measurable goals and objectives, the Department cannot be sure it allocates resources effectively or efficiently.

Budget

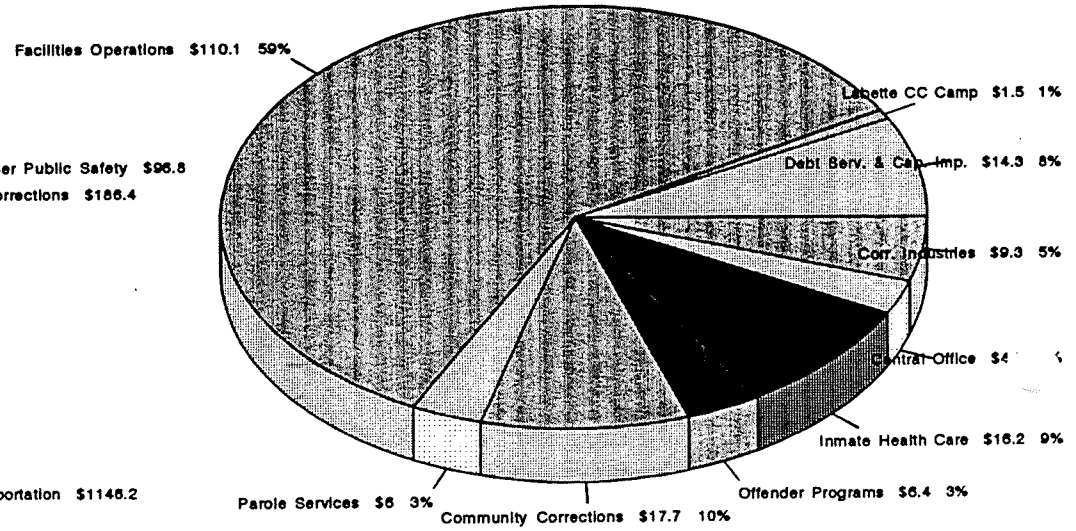
2-21

Cost of Kansas Government Recommended Expenditures for Fiscal Year 1996 All Funds

KDOC Costs in Relation to Other Major Categories



KDOC Budget Distribution



Figures are in Millions of Dollars

**Department of Corrections
Systemwide Expenditure Summary
All Funds**

<u>Program/Facility</u>	<u>Actual Expenditures FY 1994</u>	<u>Estimated Expenditures FY 1995</u>	<u>Governor's Recomd. FY 1995</u>	<u>Requested Expenditures FY 1996</u>	<u>Governor's Recomd. FY 1996</u>
<u>OPERATING EXPENDITURES</u>					
Department of Corrections					
Central Administration	\$3,361,559	\$3,676,328	\$3,671,659	\$3,745,002	\$3,968,902
Data Processing	872,215	873,147	871,190	1,864,289	860,630
Parole and Postrelease Supervision	5,867,672	5,860,748	5,820,856	6,594,998	5,985,448
Community Corrections	12,033,356	17,074,418	16,614,418	17,913,985	17,706,125
Labette Correctional Conservation Camp	1,412,114	1,412,114	1,412,114	1,775,421	1,454,937
Offender Programs	8,581,538	8,846,860	8,846,582 *	10,006,563	6,445,642 *
Inmate Medical and Mental Health Care	16,040,826	15,380,061	15,052,733	16,219,476	16,227,819
Facilities Operations	0	0	0	1,485,673	0
Kansas Correctional Industries	8,240,263	8,991,127	8,981,760	9,342,948	9,302,522
Debt Service	5,147,251	4,942,000	4,847,594	4,724,000	4,537,228
Subtotal – Department of Corrections	<u>\$61,556,794</u>	<u>\$67,056,803</u>	<u>\$66,118,906</u>	<u>\$73,672,355</u>	<u>\$66,489,253</u>
Ellsworth Correctional Facility	\$7,529,083	\$7,966,552	\$7,933,070	\$8,691,629	\$8,315,173
El Dorado Correctional Facility	14,174,701	15,044,664	14,886,882	16,445,432	15,406,458
Hutchinson Correctional Facility	20,714,800	21,408,185	21,339,548	22,799,832	21,977,570
Lansing Correctional Facility	28,371,690	28,980,807	28,835,209	30,586,220	29,915,047
Larned Correctional Mental Health Facility	5,659,461	5,889,757	5,857,000	6,174,838	6,077,171
Norton Correctional Facility	9,730,534	9,940,789	9,874,054	10,838,286	10,210,620
Topeka Correctional Facility	11,973,939	11,882,707	11,800,660	12,642,730	12,098,622
Winfield Correctional Facility	3,721,416	3,937,742	3,908,159	4,309,851	4,014,657
Wichita Work Release Facility	2,004,542	2,009,152	1,992,496	2,140,098	2,049,226
Subtotal – Facilities	<u>\$103,880,166</u>	<u>\$107,060,355</u>	<u>\$106,427,078</u>	<u>\$114,628,916</u>	<u>\$110,064,544</u>
Subtotal – Operating Expenditures	<u>\$165,436,960</u>	<u>\$174,117,158</u>	<u>\$172,545,984</u>	<u>\$188,301,271</u>	<u>\$176,553,797</u>
% Increase	--	5.2%	4.3%	8.1%	2.3%
<u>CAPITAL IMPROVEMENTS</u>					
Department of Corrections	\$7,532,966	\$10,056,786	\$10,056,786	\$34,973,538	\$9,560,542
Ellsworth Correctional Facility	107,063	30,595	30,595	0	0
El Dorado Correctional Facility	102,248	6,828	6,828	0	0
Hutchinson Correctional Facility	2,324,736	528,415	528,415	685,004	0
Lansing Correctional Facility	2,554,000	241,165	241,165	0	0
Larned Correctional Mental Health Facility	20,279	201	201	0	0
Norton Correctional Facility	199,694	99,989	99,989	0	0
Topeka Correctional Facility	64,186	176,787	176,787	262,376	262,376
Winfield Correctional Facility	156,380	8,415	8,415	0	0
Subtotal – Capital Improvements	<u>\$13,061,552</u>	<u>\$11,149,181</u>	<u>\$11,149,181</u>	<u>\$35,920,918</u>	<u>\$9,822,918</u>
Total – Expenditures	<u>\$178,498,512</u>	<u>\$185,266,339</u>	<u>\$183,695,165</u>	<u>\$224,222,189</u>	<u>\$186,376,715</u>
Total – Positions	<u>3,038.5</u>	<u>3,007.5</u>	<u>3,001.5</u>	<u>3,071.0</u>	<u>3,001.5</u>

* Excludes off-budget expenditures of \$1,565,000 for FY 1995 and \$1,300,000 for FY 1996 financed from the Department of Corrections Inmate Benefit Fund.

**Department of Corrections
Systemwide Expenditure Summary
State General Fund**

<u>Program/Facility</u>	<u>Actual Expenditures FY 1994</u>	<u>Estimated Expenditures FY 1995</u>	<u>Governor's Recomd. FY 1995</u>	<u>Requested Expenditures FY 1996</u>	<u>Governor's Recomd. FY 1996</u>
<u>OPERATING EXPENDITURES</u>					
Department of Corrections					
Central Administration	\$3,315,976	\$3,591,651	\$3,586,982	\$3,745,002	\$3,968,902
Data Processing	872,215	873,147	871,190	1,864,289	860,630
Parole and Postrelease Supervision	5,867,672	5,860,748	5,820,856	6,594,998	5,985,448
Community Corrections	11,818,636	16,873,449	16,413,449	17,713,016	17,505,156
Labette Correctional Conservation Camp	1,412,114	1,412,114	1,412,114	1,775,421	1,454,937
Offender Programs	8,410,392	8,763,321	8,763,043	9,922,713	6,361,792
Inmate Medical and Mental Health Care	16,040,826	15,369,884	15,042,556	16,219,476	16,227,819
Facilities Operations	0	0	0	1,485,673	0
Debt Service	4,345,080	4,489,832	4,418,926	4,406,000	4,266,228
Subtotal - Department of Corrections	<u>\$52,082,911</u>	<u>\$57,234,146</u>	<u>\$56,329,116</u>	<u>\$63,726,588</u>	<u>\$56,630,912</u>
Ellsworth Correctional Facility	\$7,519,567	\$7,955,552	\$7,922,070	\$8,684,129	\$8,307,673
El Dorado Correctional Facility	14,017,231	14,965,664	14,807,882	16,375,315	15,336,341
Hutchinson Correctional Facility	20,460,567	21,141,335	21,072,698	22,539,832	21,714,824
Lansing Correctional Facility	28,331,690	28,663,549	28,517,951	30,546,220	29,875,047
Larned Correctional Mental Health Facility	5,659,461	5,889,757	5,857,000	6,174,838	6,077,171
Norton Correctional Facility	9,710,109	9,932,789	9,866,054	10,830,286	10,202,620
Topeka Correctional Facility	11,896,288	11,810,889	11,728,842	12,570,435	12,026,327
Winfield Correctional Facility	3,659,744	3,868,789	3,839,206	4,238,845	3,943,651
Wichita Work Release Facility	2,004,542	2,009,152	1,992,496	2,140,098	2,049,226
Subtotal - Facilities	<u>\$103,259,199</u>	<u>\$106,237,476</u>	<u>\$105,604,199</u>	<u>\$114,099,998</u>	<u>\$109,532,880</u>
Subtotal - Operating Expenditures	<u>\$155,342,110</u>	<u>\$163,471,622</u>	<u>\$161,933,315</u>	<u>\$177,826,586</u>	<u>\$166,163,792</u>
<u>CAPITAL IMPROVEMENTS</u>					
Department of Corrections	<u>\$3,365,000</u>	<u>\$4,580,000</u>	<u>\$4,580,000</u>	<u>\$30,933,000</u>	<u>\$4,835,000</u>
Total - Expenditures	<u>\$158,707,110</u> =====	<u>\$168,051,622</u> =====	<u>\$166,513,315</u> =====	<u>\$208,759,586</u> =====	<u>\$170,998,792</u> =====
% Increase	--	<u>5.9%</u>	<u>4.9%</u>	<u>24.2%</u>	<u>2.7%</u>

KDOC Per Capita Operating Costs Governor's Recommendations

Facility	1995			1996		
	ADP	Recommended Expenditures	Per Capita Cost	ADP	Recommended Expenditures	Per Capita Cost
Lansing Correctional Facility	1,600	28,835,209	18,022	1,878	29,915,047	15,929
Hutchinson Correctional Facility	1,489	21,339,548	14,331	1,491	21,977,570	14,740
El Dorado Correctional Facility	785	14,886,882	18,964	785	15,406,458	19,626
Topeka Correctional Facility	591	11,800,660	19,967	652	12,098,622	18,556
Norton Correctional Facility	584	9,874,054	16,908	584	10,210,620	17,484
Ellsworth Correctional Facility	579	7,933,070	13,701	579	8,315,173	14,361
Winfield Correctional Facility	280	3,908,159	13,958	285	4,014,657	14,087
Wichita Work Release Facility	192	1,992,496	10,378	188	2,049,226	10,900
Larned Correctional Mental Health Facility	<u>144</u>	<u>5,857,000</u>	<u>40,674</u>	<u>140</u>	<u>6,077,171</u>	<u>43,408</u>
Subtotal - Facilities	<u>6,244</u>	<u>\$106,427,078</u>	<u>\$17,045</u>	<u>6,582</u>	<u>\$110,064,544</u>	<u>\$16,722</u>
Inmate Medical & Mental Health Care	6,244	15,052,733	2,411	6,582	16,227,819	2,465
Inmate Programs	<u>6,244</u>	<u>7,042,963 *</u>	<u>1,128</u>	<u>6,582</u>	<u>5,350,000*</u>	<u>813</u>
Total Expenditures	<u>6,244</u>	<u>\$128,522,774</u>	<u>\$20,584</u>	<u>6,582</u>	<u>\$131,642,363</u>	<u>\$20,000</u>

* Includes off-budget expenditures of \$1,129,685 for FY 1995 and \$1,300,000 for FY 1996. FY 1996 amount for inmate programs is an estimate, pending final decision regarding allocation of offender program resources between inmates and parolees.

Note: Per capita operating costs are computed by dividing expenditures for facility operations, health care, and programs by the systemwide ADP housed in KDOC facilities. The per capital costs do not include the allocation of central office administrative costs.

2.4

2-95

Highlights of the Governor's Budget Recommendations

Operating Expenditures--Systemwide

- FY 1996: The Governor's recommendation of \$176.6 million for systemwide operating expenditures represents an increase of \$4.1 million, or 2.3 percent, over the recommendation of \$172.5 million for the current fiscal year.

Positions--Systemwide

- FY 1995: Systemwide total of 3,001.5 FTE, a reduction of three positions from the authorized total of 3,004.5 FTE. The reduction reflects elimination of three health care positions vacated by state employees. Under provisions of the health care contract, when any of these positions is vacated, the position becomes a contract position.
- FY 1996: Systemwide total of 3,001.5 FTE, equal to the total FTE recommended for FY 1995.
 - No new positions are recommended for FY 1996. The requests for additional positions totaled 69.5 FTE -- 8.0 FTE (including five security positions) to staff new bedspace at the Topeka and Lansing correctional facilities; 32 security positions to address staffing deficiencies identified in a systemwide post analysis; 21 security positions to increase the number of segregation beds at the El Dorado Correctional Facility; a security position for the investigation and intelligence unit at the Hutchinson Correctional Facility; and 7.5 FTE to expand the special enforcement unit and provide additional clerical support for the parole and postrelease supervision program.

Facilities

- Governor's recommendations provide funds for the operation of all existing facilities.
- FY 1995: Recommended budgets based upon systemwide average daily population (ADP) of 6,316 inmates, an increase of 401 over the authorized ADP of 5,915 inmates.
- FY 1996: Recommended budgets based upon a systemwide ADP of 6,650 inmates, an increase of 334 over the projected ADP for FY 1995. Governor's recommendation of \$110.1 million for facilities operations represents an increase of \$3.7 million, or 3.4 percent, over the recommendation of \$106.4 million for the current fiscal year.

Highlights of the Governor's Budget Recommendations...continued

Community Corrections Grants

- FY 1995: Governor's recommendation totals \$16,239,418, a reduction of \$460,000 from the requested amount of \$16,699,418. Of the recommended amount, \$16,038,449 is financed from the State General Fund and \$200,969 is financed with federal funds.
 - The recommended State General Fund financing of \$16,038,449 represents a reduction of \$460,000 from the authorized amount of \$16,498,449. The SGF reduction has been offset by \$460,000 of unexpended funds available in local program accounts which will be utilized to finance community corrections programs.
- FY 1996: Governor's recommendation totals \$17,331,125, of which \$17,130,156 is financed from the State General Fund and \$200,969 is financed with federal funds. The recommended amount represents an increase of \$631,707, or 3.8 percent, over the total funding level for FY 1995.
- The Governor's recommendations for community corrections grants are summarized in the following table:

	<u>FY 1995</u>	<u>FY 1996</u>	<u>Increase/ Reduction</u>
State General Fund	\$16,038,449	\$17,130,156	\$1,091,707
Federal Fund	<u>200,969</u>	<u>200,969</u>	<u>--</u>
Subtotal	\$16,239,418	\$17,331,125	\$1,091,707
Unexpended Funds in Local Accounts	<u>460,000</u>	<u>--</u>	<u>(460,000)</u>
TOTAL	<u>\$16,699,418</u>	<u>\$17,331,125</u>	<u>\$ 631,707</u>

Offender Programs

- FY 1995: Recommended State General Fund expenditures of \$8,763,043, special revenue fund expenditures of \$83,539, and off-budget expenditures of \$1,565,000 from the Department of Corrections Inmate Benefit Fund result in a total funding level of \$10,411,582. The SGF recommendation includes an amount of \$250,000 which has been earmarked for the acquisition and installation of video conferencing equipment at seven of the nine correctional facilities.

Highlights of the Governor's Budget Recommendations...continued

- FY 1996: Recommended State General Fund expenditures of \$6,361,792, special revenue fund expenditures of \$83,850, and off-budget expenditures of \$1,300,000 result in a total funding level of \$7,745,642, a reduction of \$2,665,940 from the recommended expenditures for the current fiscal year.
- The Governor's recommendations for offender programs is summarized in the following table:

	<u>FY 1995</u>	<u>FY 1996</u>	<u>Increase/ Reduction</u>
State General Fund	\$ 8,763,043	\$ 6,361,792	(\$2,401,251)
Federal Funds	<u>83,539</u>	<u>83,850</u>	<u>311</u>
Subtotal--Budget Expenditures	\$ 8,846,582	\$ 6,445,642	(\$2,400,940)
DOC Inmate Benefit Fund	<u>1,565,000</u>	<u>1,300,000</u>	<u>(265,000)</u>
Total Expenditures	<u>\$10,411,582</u>	<u>\$ 7,745,642</u>	<u>(\$2,665,940)</u>

Inmate Medical and Mental Health Care

- FY 1995: The recommended amount of \$15,052,733 represents a reduction of \$327,328 from the requested expenditures of \$15,380,061. This reduction principally reflects savings in contract payments that will be realized this fiscal year as a result of population and other adjustments.
- FY 1996: The Governor's recommendation of \$16,227,819 reflects the costs of contractual obligations with Prison Health Services and the University of Kansas Medical Center.

Labette Correctional Conservation Camp

- FY 1996: Governor's recommendation of \$1,454,937 represents an increase of \$42,823, or three percent, over the recommended expenditures \$1,412,114 for the current fiscal year. The recommended amount would finance an average daily population of 95 offenders.

Debt Service

- Recommended expenditures for debt service total \$9.4 million for fiscal years 1995 and 1996. The amounts are based upon established debt serviceschedules.

Highlights of the Governor's Budget Recommendations...continued

Correctional Institutions Building Fund

- FY 1996: Governor's recommendation maintains the percentage of state gaming revenues credited to the Correctional Institutions Building Fund (CIBF) at 10 percent. Recommended CIBF expenditures of \$5.0 million would finance systemwide rehabilitation, remodeling, renovation, and repair projects at the correctional facilities; expansion and renovation of the infirmary at the Hutchinson Correctional Facility; and expansion of the general services building at the Topeka Correctional Facility.

Issues Facing the Department



KANSAS DEPARTMENT OF CORRECTIONS

ISSUES FACING THE DEPARTMENT

Introduction

This section presents an overview of the major issues being managed by the Department. In some instances, the information presented is a status report on the work of a major initiative task group established through the Offender Management Planning process in 1993. In other instances, the Department's work toward implementation of recently adopted legislation is summarized. Finally, this section also includes summary updates on correctional trends and other topics of interest that are frequently subjects of inquiry.



ISSUE UPDATES

FEDERAL COURT ORDER (PORTER V. FINNEY)

This is the conditions of confinement case commonly known as the Arney case. In April 1989, the federal court issued an order which replaced a Consent Decree entered into in May 1980, regarding conditions at Lansing Correctional Facility, then known as Kansas State Penitentiary. The Consent Decree was reopened in January 1988, by the plaintiffs following an investigation of LCF by the United States Department of Justice which found conditions there to be unconstitutional. A motion filed in 1988 brought Hutchinson Correctional Facility into the case.

The 1989 order established operating capacities at all correctional facilities. Some of these operating capacities have been increased from the 1989 levels due to added beds resulting from renovation or new construction. The order permits such increases to the operating capacities provided they comply with standards of the American Correctional Association.

The order required that Lansing Correctional Facility and Hutchinson Correctional Facility be accredited by the American Correctional Association by October 1, 1991. Both met this deadline and have since been reaccredited. All other facilities have also achieved ACA accredited status although not required to do so by the court order.

The order also required that LCF and HCF be accredited by the National Commission on Correctional Health Care (NCCHC). LCF and HCF, along with all other KDOC facilities are now accredited by NCCHC. Many of the constitutional violations found by the Department of Justice and other experts involved the medical and mental health treatment of inmates. Protective custody inmates are now located at the Lansing Correctional Facility.

The order required that the Department develop a plan for handling protective custody inmates. This plan was approved by the court and the Department has been operating pursuant to the plan for several years.

The order required that a plan for mentally ill inmates be developed and implemented. This resulted in construction of the Larned Correctional Mental Health Facility. Compliance with the plan has been evaluated on several occasions by a three member panel of experts appointed by the court. The panel in June 1994 determined the Department to be in full compliance with the plan.

The order required that a plan for long-term administrative segregation inmates be implemented. The plan has been in effect since January 1, 1992, at El Dorado Correctional Facility. The plaintiffs have recently alleged that the Department is not in compliance with the plan. The specific issue is whether certain categories of administrative segregation inmates should receive more day room access than they now receive. The Department contends that it is in compliance with the plan. The issue is scheduled for a hearing in March 1995.

The order requires that inmates be provided adequate weather protective clothing and absorbent mattress pads and that work or program opportunities be available for all inmates who are ready, willing, and able to work or participate. The order further requires that recreational facilities (both indoor and outdoor) capable of accommodating a variety of athletic activities. The provision regarding recreational facilities was a carryover from the 1980 Consent Decree.

The Department filed a Compliance Report with the court in July 1994 suggesting that the case was in a posture for closure. The plaintiffs at that time raised the issue concerning compliance with the administrative segregation plan, resulting in the court scheduling that issue for discovery and hearing.



FACILITY CAPACITIES

Capacity by Facility, Security Designation of Bedspace, and Gender *
(As of January 17, 1995)

Location of Beds	Security Designation by Gender								
	Maximum		Medium		Minimum		All Levels		
	Male	Female	Male	Female	Male	Female	Male	Female	Total
<u>KDOC Facilities</u>									
Lansing Correctional Facility	588	40	731		424	16	1743	56	1799
Hutchinson Correctional Facility	548		776		179		1503		1503
El Dorado Correctional Facility	625				172		797		797
Norton Correctional Facility			332		262		594		594
Ellsworth Correctional Facility			488		96		584		584
Topeka Correctional Facility	220	16		280	111		331	296	627
Winfield Correctional Facility					290		290		290
Wichita Work Release Facility					188	10	188	10	198
Larned Corr. Mental Health Facility	150						150		150
Subtotal: KDOC Facilities/Placements	2131	56	2327	280	1722	26	6180	362	6542
<u>Non-KDOC Facilities/Placements</u>									
Larned State Security Hospital	74	10			43		117	10	127
Contract Work Release Placements (Topeka Halfway House)						4		4	4
Contract Jail Placements			7		23		30		30
Subtotal: Non-KDOC Facilities/Placements	74	10	7		66	4	147	14	161
Totals: All Facilities/Placements	2205	66	2334	280	1788	30	6327	376	6703

* Includes all beds counted in the capacity as of the specified date. Does not include the system-wide total of 258 "special use beds," which are primarily infirmary and certain types of segregation.

Planned and authorized changes to the capacity during the remainder of FY '95 include:

- When the new I-Max Unit opens in May 1995, 16 existing maximum security female beds at the Topeka Correctional Facility - Reception and Diagnostic Unit will be taken off-line, resulting in a net increase of 59 female beds at that facility. The transfer, at that time, of all maximum custody female inmates from Lansing to Topeka will enable the building used at the Lansing Correctional Facility - East Unit to house 40 maximum custody and 16 minimum custody female inmates will become available for conversion to an all male housing unit.
- D-cellhouse at the Lansing Correctional Facility is currently undergoing renovation and is scheduled to reopen in mid-March, 1995. During the renovation, 140 medium security beds are off-line. Upon completion, the cellhouse will have been converted from a 140 bed medium security unit to a 156 bed maximum security unit; a net increase of 16 beds.



VIOLENT CRIME CONTROL AND LAW ENFORCEMENT ACT OF 1994
(Federal Crime Bill)

The federal anti-crime law enacted in September 1994 contains numerous provisions affecting state and local governments, including several of direct interest to the Department of Corrections. Only a few of the new programs authorized by the law were funded in FY 1995 however, and detailed administrative procedures have yet to be fully established for implementing many of the programs. Moreover, congressional leaders have indicated that consideration will be given early in the 1995 session to amending the law by strengthening its law enforcement and prison provisions and de-emphasizing or deleting its crime prevention program provisions. Therefore, it may be some time yet before enough information is available to assess fully the implications of the new law -- whether in its current form or with possible amendments -- for state and local agencies.

The Department of Corrections has prepared a summary highlighting those sections of the Violent Crime Control and Law Enforcement Act of 1994 which are or may be of interest to state and local governments in Kansas. Programs or provisions of the law having the most significant potential for the Department are briefly identified below:

- *Violent Offender Incarceration Grants and Truth in Sentencing Incentive Grants* - Authorizes grants to states or interstate compacts to build, renovate, expand or operate correctional facilities, including boot camps or other alternative correctional facilities in order to free conventional prison space for confining violent offenders. To qualify for grants, states must give assurances pertaining to sentencing laws; victims' rights; comprehensive correctional plans; sharing of funds with local governments; federal benefits to incarcerated veterans; and non-supplanting of other funds. Moreover, to qualify for half of the total funds available, states must meet one of two alternative sets of criteria pertaining to truth in sentencing for violent offenders--both of which involve a statutory requirement that certain offenders serve at least 85% of their sentence. In Kansas, statutory provision is made in the Sentencing Guidelines Act for up to 20% potential for good time earnings. Preliminary estimates of the total funds potentially available to Kansas from these grants is approximately \$52 million between FY 1996 and FY 2000. Interim rules for these grants were published in December 1994. The only funding approved under this program for FY 1995 was a national appropriation of \$24.5 million for boot camps, application guidelines for which will be issued in January 1995.
- *Certain Punishment for Young Offenders* - Authorizes grants for state and local governments to develop alternative methods of punishment for non-violent offenders 22 years of age and younger (including juvenile offenders). It appears that any grants awarded to the state under this program must be administered by the Sentencing Commission/Criminal Justice Coordinating Council, but the law requires that two-thirds of amounts granted to states must be distributed to local governments. This would have an impact, either direct or indirect, upon programs currently administered by community corrections agencies.

- *Alien Incarceration* - Authorizes the federal government to compensate states for costs of incarcerating illegal aliens or to transfer these inmates to federal prisons. Funds were appropriated by Congress in FY 1995. States must give written notice of their intent to apply for reimbursement by April 30, 1995 and applications are due no later than September 30, 1995. The Department of Corrections plans to submit an application under this program.
- *Appropriate Remedies for Prison Overcrowding* - Provides that federal courts cannot impose population caps on federal, state or local detention facilities as a remedy for overcrowding unless crowding is inflicting cruel and unusual punishment on particular, identified prisoners. Since the provision applies to existing court orders, the Department is evaluating its implications on the federal court order currently in effect relative to the Kansas correctional system.
- *Residential Substance Abuse Treatment for State Prisoners* - Authorizes grants to states for residential substance abuse treatment programs within state correctional facilities, and local correctional and detention facilities. Funds would not become available until FY 1996 at the earliest, when Kansas might expect as much as \$280,000. Annual grants could increase each year to an estimated maximum of \$746,000 by FY 2000. Funds could not be used to supplant existing funding for substance abuse treatment.
- *Cops on the Beat* - Authorizes grants to state and local governments for hiring additional law enforcement officers and related purposes. Although primarily a grant program for local law enforcement agencies, it appears the potential exists for grant funds to be used to hire additional special enforcement officers. Funds were appropriated for this program in FY 1995.
- *Improved Training and Technical Automation* - Authorizes grants to state and local criminal justice agencies for improving criminal justice agency efficiency through computerized automation and technological improvements. Funding is not authorized until FY 1996.
- *Law Enforcement Scholarships and Recruitment Act* - Authorizes scholarships for one academic year to in-house law enforcement personnel to enable them to further their education. The program also provides funding for law enforcement agencies to hire part-time students who are interested in pursuing a career in law enforcement.
- *Law Enforcement Family Support* - Authorizes grants to state law enforcement agencies to provide family support services to employees for such purposes as counseling, child care, stress reduction and support groups.
- *Jacob Wetterling Crimes Against Children and Sexually Violent Offender Registration Act* - Requires establishment of federal guidelines for state registration programs for sex offenders, sexually violent predators and offenders who committed certain crimes against children. The law prescribes required elements for state programs, including responsibilities for state corrections officials. Kansas has statutes for sex offender registration and for civil commitment of sexually violent predators, but these will need to be reviewed in the context of the federal guidelines.

More specific and detailed information on any of these provisions is available for review.



OFFENDER MANAGEMENT PLANNING

In October 1992, the Kansas Department of Corrections instituted an Offender Management Planning process to develop a consistent rationale and strategy for the management of offenders. This process included: a review and reiteration of the Department's goals related to public safety and offender rehabilitation; development of a strategy for the management of offenders sentenced under two sentencing laws (indeterminate sentencing and the Sentencing Guidelines Act); development of a consensus for the method of awarding good time; identification of methods to increase the communication between facility and field services staff; and identification of strategies by which offenders could be more efficiently and effectively managed.

After considering various methods of obtaining input from staff throughout the Department, a "focus group" type of process was adopted. In early 1993, focus groups (termed internally as "On Site Coordinating Groups") were established at each correctional facility and parole region. Comprised of seven to ten members representing various disciplines and areas of operation, the focus groups generated a high level of input and discussion from a large number of staff yet allowed for reasonable management and organization of the information obtained.

Major conclusions drawn from the Offender Management Planning process included:

- The management of offenders should be a continuous process from intake to final discharge.
- Resources should be directed toward those offenders determined most likely to benefit.
- Incarcerated offenders should be encouraged throughout their incarceration to prepare themselves for release.
- Emphasis should be placed on the development of a work ethic among offenders.
- There needs to be greater emphasis on "earning" privileges; they should not be automatically awarded.
- There needs to be greater emphasis on administering earned privileges as positive reinforcement for appropriate behavior, rather than focusing on removal of privileges as punishment.
- Privileges and incentives need to be managed more on an individualized basis.
- In general, the number of privileges available to offenders should be reduced.

Conclusions drawn from the planning process became the basis for departmental policy guidelines on offender management. From this, two issues, offender privileges and incentives and offender intake, assessment, and evaluation were identified as key management areas on which to focus. Initiative work groups, comprised of staff throughout the Department, were formed for each topic

to review departmental policies, procedures, and practices and ensure consistency with the recently adopted guidelines. A summary of the work of the two initiative work groups follows:

OFFENDER PRIVILEGES AND INCENTIVES

The Initiative Work Group on Offender Privileges and Incentives was assigned to prepare a proposal for a comprehensive system of earnable offender privileges and incentives that would assist in the management and control of offenders from intake to discharge from supervised release. The Group met throughout the Spring and Summer of 1994 and developed a proposal for an Incentive Level System that places emphasis on the earning of limited privileges through the demonstration of appropriate and responsible behavior.

The Group's proposal, which also addresses potential barriers to implementation, implementation strategies, and training issues, was presented to the Senior Management staff in October 1994. Consensus has since been reached on the number of incentive levels, earnable privileges within each level and criteria for movement through the incentive level system. Earnable privileges included within the incentive level system for incarcerated offenders include canteen expenditure limits, incentive pay level, accessibility to certain activities and organizations, property items, participation in hobbies/crafts and use of outside funds. Earnable privileges available to offenders on supervised release is currently under review.

The effective date of implementation for the Offender Privilege and Incentive Level system has tentatively been scheduled for October 1, 1995. Current activities include development of a computerized tracking system for incentive levels, development of informational releases for staff and inmates, and review of current statutes, regulations and policies potentially impacted by the incentive level system.

OFFENDER INTAKE, ASSESSMENT & EVALUATION

This Initiative Work Group was assigned to review the current intake assessment, evaluation and orientation process and develop recommendations for revisions or modifications as appropriate to ensure that the process provides relevant, complete, and accurate data for effective and consistent case management of individual offenders. The Group has submitted a proposal to improve the process by assisting the Department in making more informed decisions regarding individual offenders and by informing offenders as to what is expected of them and how they will be managed. This proposal, which is currently under review by the Acting Secretary and Senior Management Staff, contains specific recommendations for the following:

- a purpose statement for the Reception and Diagnostic Unit;
- goals for the intake, assessment and orientation process;
- modifications of the current process to accomplish those goals;
- a draft outline of topics to be covered in the initial orientation;
- a draft script of the orientation content; and
- scheduling and presentation media for this orientation.



CONDITIONAL RELEASE DATES

The Department has amended KAR 44-6-142 to provide that effective March 1, 1995 inmates must earn good time credits in order to reach their conditional release dates. This affects only inmates serving indeterminate sentences for offenses committed prior to July 1, 1993. Under the prior regulation, inmates were presumed to have earned good times credits to reach the conditional release date. If all good time credits are earned and retained, the conditional release date is one-half of the maximum sentence.

Requiring inmates to earn good time credits toward the conditional release date is a significant change in policy. It will require unit team staff to make good time awards until the inmate actually reaches the conditional release date. Currently, once the inmate reaches parole eligibility good time awards no longer need to be made. However, it is believed that inmates should actually have to earn the good time credits rather than automatically receiving them.



OFFENDER FEES

During the 1994 Legislative session the Department of Corrections requested authority to impose fees for various services provided to offenders. This authority was granted with the enactment of HB 2832 (Chapter 227 of the *1994 Session Laws of Kansas*).

The Department has promulgated KAR 44-5-115 to implement this statute. This regulation became effective January 3, 1995.

The regulation imposes fees in four situations:

- (1) Each inmate is assessed a one dollar per month fee for the facility administering the inmate trust account. The funds collected from this process will go to the Crime Victims Compensation Fund.
- (2) Offenders on post-incarceration status will be assessed a supervision fee of up to \$25.00 per month. A portion of the fee will be paid to the department's collection agent. Twenty-five percent of the remaining balance will be paid to the Crime Victims Compensation Fund. The balance will go to a fee fund to be used for the acquisition of enhanced parole supervision equipment.
- (3) Each inmate will be assessed a fee of \$2.00 for each primary visit to sick call. Subsequent visits scheduled by medical staff will not be assessed a charge. Funds collected through this assessment will offset a portion of contract payments to the health care provider.
- (4) Offenders will be assessed a fee for each urinalysis test administered for the purpose of determining use of illegal substances which has a positive result.

The assessment of fees to inmates began January 15, 1995. The assessment of supervision fees for offenders on post incarceration status will begin in March or April after a collection procedure has been put into place. Expansion of the use of service fees to other areas may be an issue to explore in the future.



KANSAS CRIMINAL JUSTICE INFORMATION SYSTEM

Over the past eighteen months a committee comprised initially of the Kansas Sentencing Commission, the Kansas Bureau of Investigation, and the Kansas Department of Corrections has participated in discussions for the improvement of the Kansas Criminal Justice Information System. Recently, members from the Department of Social and Rehabilitation Services and the State Board of Education have been added to the committee. This committee is chaired by Jeff Lewis, Kansas Department of Corrections' Information Resource Manager. The committee has recommended changes to statutory citations, amendments to the journal entry form, standardizing input documents, and implementing the automated transfer of data from the Kansas Department of Corrections to the Kansas Bureau of Investigation.

The committee is continuing to study and implement further modifications to the automated Criminal Justice Information System to provide clear, accurate, and timely information to the system. Also, the committee is currently establishing requirements for direct interfaces with the computer systems of each agency to allow data sharing.



INMATE TELEPHONE SYSTEM

The Department implemented a new inmate telephone system in October, 1994. The new system is the result of a competitive bid contract awarded to AT&T and its subcontractors, Southwestern Bell, Tele-Matic and Dictaphone. The system provides features that include: recording of selected inmate calls; live monitoring; call blocking of selected numbers; executive reports; and on-site control of the entire system.

The new system assures fair rates, through accurate billing and collections, competitive on-time payment of commissions, and call controls that allow maximum inmate contact with the outside world, while controlling fraud, harassment, abuse and other unauthorized or criminal acts that could otherwise be perpetrated on the citizens of Kansas.

The new inmate calling system guarantees the Department:

- Fair tariffed rates that insure low costs for citizens who accept inmate collect calls;
- Dictaphone state-of-the-art recording and monitoring systems fully integrated with new investigative tools and security controls from Tele-Matic;
- Unequaled Tele-Matic call controls with "Strike Three" 3-way Call Prevention; and
- On-site system administrators, at no cost to the State of Kansas.

Complete installation of the new system required approximately 90 days. The first installation and pilot project at the Lansing Correctional Facility was completed in mid December. The remaining facility locations are expected to be fully implemented with the new system by April 1, 1995.

As with the former system, commissions earned on inmate telephone calls to locations outside the local service area (i.e., area code) are paid to the Department's Central Inmate Benefit Fund. Commissions from calls to locations within the local service area are paid to the particular facility's Inmate Benefit Fund.



INMATE BENEFIT FUND

Inmate Benefit Fund (IBF) accounts are legislatively authorized funds administered to account for non-tax monies utilized to provide property, services, or entertainment for persons in the legal custody of the secretary of corrections. IBF monies may also be used to provide incentives for program and work participation and performance and other activities related to offender management. Each facility manages its own IBF. In addition, there is a Department of Corrections (i.e., Central) IBF administered by the Central Office. Sources of revenue credited to the facility IBF accounts include: profits from the sale of inmate canteen items; commissions from inmate long distance telephone calls placed to the same area code; commissions from vending machine sales; inmate fines; account interest earnings; and other minor sources of revenue. Commissions from long distance inmate telephone calls to area codes outside their location and account interest earnings are the sources of revenue for the Department of Corrections IBF. Prior to FY 1994, use of IBF monies was restricted to those incarcerated in departmental facilities. Passage of H.B. 2128 by the 1993 Legislature, however, expanded the population for which IBF monies could be used to include offenders on post incarceration supervision. In addition, H.B. 2128 authorized the use of IBF monies for incentives and other such offender management activities.

Traditionally, facility IBF expenditures have been authorized for the purchase of athletic and recreation equipment and repairs, craft material, inmate entertainment, library material and furnishings; day room furnishings, and religious material. IBF monies have also be used to support a variety of self-help activities and make capital improvements to inmate recreation and activity areas. Central IBF monies have been used to enhance the facility inmate benefit funds and enable the purchase of items and services that are beyond the ordinary funding capabilities of the facility inmate benefit funds or that have system-wide application. Over the years, the use of IBF monies has reduced reliance on the State General Fund for the purchase of such goods and services.

A departmental review of facility IBF expenditures was conducted in 1994. Based upon that review, IBF expenditures for the purchase of certain types of equipment or activities such as live entertainment, "R" rated movies, video games, pool tables, tennis/handball courts, and recording equipment will no longer be authorized and future purchases of weight lifting equipment will be restricted to stationary weight equipment which poses less of a potential security risk.

Also during 1994, an offender management initiative planning group addressed the issue of offender privileges and incentives. (See page 3.9 "Inmate Incentives and Privileges".) Three recommendations of the proposed incentive level system will impact IBF accounts, if they are implemented:

- **Restriction of "outside funds" an offender can receive.** Outside funds create disparity between offenders of various socio-economic status. They also reduce an inmate's motive to work and/or participate in program assignments or otherwise earn incentive pay. However, limiting outside funds will result in reduced offender spending at the canteen; thereby reducing canteen profits, a primary source of facility IBF revenue.

- **Establishment of a canteen spending limit based on an inmate's incentive level.** This will also reduce the IBF revenue generated by canteen sales.
- **Limitation of inmate telephone usage.** Currently, inmates have virtually unlimited access to telephones for the purpose of making collect calls. Limiting inmate telephone calls will result in less IBF revenue being generated from long distance telephone call commissions.

For FY 1995, budgeted expenditures from the central IBF total \$1,818,465 -- \$1,565,000 to fund offender programs; \$212,440 toward the purchase of the inmate canteen/banking system and a computerized identification system; and \$41,025 for the volunteer coordinator position. For FY 1996, expenditures are projected at \$1,395,812; \$1,300,000 for offender programs; and \$95,812 for the volunteer coordinator position and two positions utilized for the notification of crime victims. Inmate Benefit Funds (approximately \$120,000) are also being used to finance construct of a new recreation building at the Central Unit of the Lansing Correctional Facility, which is scheduled for completion in June, 1995.



SEXUALLY VIOLENT PREDATORS

During the 1994 session, the Kansas Legislature enacted SB 525 (Chapter 316 of the *1994 Session Laws of Kansas*) which has come to be known as the Sexually Violent Predators Act. The Act establishes procedures for the civil commitment and treatment of persons found by the courts to be violent sexual predators. A sexually violent predator is defined as, ". . . any person who has been convicted of or charged with a sexually violent offense and who suffers from a mental abnormality or personality disorder which makes the person likely to engage in predatory acts of sexual violence." Predatory acts are defined as "acts directed towards strangers or individuals with whom relationships have been established or promoted for the primary purpose of victimization." The act became effective May 19, 1994.

Under provisions of the Act, the Department of Corrections notifies the district/county attorneys of inmates nearing release who are potential candidates for civil commitment as a sexually violent predator. Once a case is referred, the appropriate county or district attorney determines whether there is probable cause for a civil commitment. If probable cause is determined, a civil commitment petition is filed and the judge must order an evaluation of the offender. A jury trial must then be held to determine if commitment is warranted. If civil commitment is ordered, the predator is placed in the custody of the Secretary of Social and Rehabilitation Services (SRS) and held in a facility that provides complete and secure separation from mentally ill or developmentally disabled patients.

Since passage of SB 525, representatives of the Department of Corrections, SRS, Kansas Parole Board (KPB), Attorney General, and the Kansas County and District Attorneys Association have met regularly to establish a mutually acceptable protocol for implementation. An inter-agency agreement between the Department, SRS, and the KPB has been completed. The agreement identifies each agency's role regarding the persons within its control who may be subject to the Act. The Agreement also establishes procedures to ensure that the county/district attorneys receive information about the persons referred to them in a uniform and organized format.

A Commitment Review Committee (CRC) has been established to review the records of each person referred by the Department of Corrections, SRS or KPB. The function of the CRC is to determine which inmates/patients may be considered sexually violent predators and to forward their assessment to local prosecutors.

As of December 31, 1994 there have been 117 notifications mailed notifying the County/District Attorney of the anticipated release of an inmate who may be a sexually violent predator. During this same time period, a total of eight petitions for civil commitment have been filed. Of the eight petitions filed, seven have resulted in a finding of probable cause. Of those cases in which probable cause was established, three were dismissed following the offender's evaluation at Larned State Hospital, one case resulted in a hung jury, two cases resulted in civil commitment, and one case is scheduled for jury trial.



VICTIM NOTIFICATION

During Fiscal Year 1994 the Kansas Department of Corrections Victim Notification Program was funded by a grant from the Crime Victims Assistance Fund under the Crime Victims Assistance Act of 1989. This funding provided for two Victim Notification Officers in the Kansas Department of Corrections central office.

The Victim Notification Officers are responsible for collecting information from the county and district attorney's victim/witness programs, departmental facility and parole staff, and directly from victims and others requesting notification. The information collected from these sources is entered into the Department of Correction's victim database. In accordance with statute, any information regarding victims is confidential and is maintained in files separate and apart from other offender information. As a result of efforts on the part of the Department to collect information on victims of offenders who may have been potentially eligible for sentence conversion under the Sentencing Guidelines Act, new or updated information on 17,563 victims was entered into this database during FY 1994. This compares to 2,613 such entries during FY 1993.

The information stored in the database is used to provide victim notification in various circumstances. These circumstances are established by law and departmental policy and are required in the case of inmates convicted of crimes contained in K.S.A. Chapter 21, Article 33, 34, 35, and 36. These circumstances include release on parole or post-release supervision, conditional release, or expiration of sentence, pre-parole and pre-furlough investigations, transfers to work release or other community service work programs, and death or escape. The Department also attempts to notify victims who request to be notified, even though notification is not required by statute. Additionally, although not required by statute, the Department attempted during FY 1994, to the extent possible, to notify victims of offenders potentially eligible for release under sentence conversion pursuant to implementation of the Sentencing Guidelines Act. This resulted in the mailing of 2,142 letters from the Victim Notification Officers in the Department's central office.

During the first five months of the FY 1994 (July 1993 - November 1993), the majority of the notification responsibility was accomplished by the facilities and regional parole offices. In December 1993, virtually all notification responsibility was shifted to the two Victim Notification Officers.

In addition to the more than 3,400 written notices provided during FY 1994, the Victim Notification Officers also logged an estimated average of more than 150 telephone calls per month from victims, county and district attorney victim witness offices, departmental field staff, and others.



LABETTE CORRECTIONAL CONSERVATION CAMP

The Labette Correctional Conservation Camp, located in Oswego, is designed to provide a community based sentencing option for non-violent felony offenders. Operation of the camp is financed by state appropriations administered by the Department's Community and Field Services Division and granted to Labette County. Labette County, in turn, contracts with a private correctional management group to manage the day-to-day operations of the camp.

The Department's objectives with regard to the Labette Correctional Conservation Camp have been to:

- Increase the average daily population of the camp,
- Ensure the effective use of the camp as a community based sentencing option,
- Develop and coordinate with the appropriate community corrections agency a transition plan for each offender who successfully completes the camp program,
- Convert the camp's statistical reporting system to the Department's management information system, and
- Improve the awareness and understanding of the camp through effective marketing strategies.

Since it opened in March 1991, referrals to the camp have been fewer than anticipated. As a result, the camp has operated significantly under its capacity of 104. While some courts have referred offenders to the camp on a frequent basis, others have rarely chosen the camp as a sentencing option. The lack of referrals to the camp was addressed by a provision of HB 2332 enacted by the 1994 Legislature (Chapter 291 of the 1994 Session Laws of Kansas). This legislation requires the court to consider an offender for placement at the camp prior to imposing a dispositional departure for a crime that falls within the presumed probation portion of the sentencing grid, prior to sentencing to incarceration for a crime that falls within the border boxes on the non-drug offense sentencing grid, or prior to revocation of a non-prison sanction. Additionally, provisions of HB 2332 make placement at the camp a dispositional alternative, not a departure, for less serious drug crimes (grid boxes 3-G, 3-H, and 3-I); previously, these grid boxes carried a presumptive prison sentence. Since July 1, when the provisions of HB 2332 became effective, the population of the camp has begun to increase, reaching an all-time high of 93 in August. However, that population has not been maintained. The camp's population on December 31, 1994 was 70.

In addition to addressing the lack of referrals to the camp, a provision of HB 2332 requires a 180-day period of community corrections supervision for offenders who complete the conservation camp program. To implement this provision, an additional \$250,000 was appropriated to the KDOC to be granted to community corrections adult intensive supervision programs in FY 95.

During FY 94 the camp developed and began distributing a newsletter. This, along with an increase in the number of presentations to the courts, community corrections personnel, the media, and other interested groups, has improved the awareness and understanding of the camp.

Converting the camp to the KDOC management information system is in the initial planning stages.



SMOKE FREE ENVIRONMENT

The Kansas Department of Corrections is committed to providing a healthy, safe and productive work/living environment for employees, inmates, visitors and contractors. Accordingly, the Department has, since 1991, been developing and phasing in a policy to protect employees, inmates and others who enter departmental buildings from avoidable health risks associated with smoking.

An Internal Management Policy and Procedure requiring all departmental facilities, offices and vehicles to become smoke-free by January 1, 1996 was adopted by the Department prior to the issuance of Executive Order No. 94-165 which prohibits smoking in all state owned or leased buildings as of August 1, 1994, except that inmate living areas are to be smoke-free by July 1, 1995. After that time, smoking shall be prohibited in all building space owned, operated or leased by the Department.

Each warden and parole director was assigned the task of developing an implementation plan for their respective facility or office. The implementation plans were to include education programs for employees and inmates, as well as measures to encourage employees and inmates to participate in smoking cessation programs. These plans are in various stages of implementation, and most include provisions for phasing in implementation over a period of months to facilitate a smooth transition to a smoke-free workplace. Another action taken to aid in the smoking cessation process was to increase the mark-up on cigarettes sold through the canteen to be commensurate with other canteen items.



EVALUATION OF THE 90-DAY PERIOD OF REVOCATION FOR VIOLATION OF POSTRELEASE SUPERVISION CONDITIONS

The Sentencing Guidelines Act provides that, upon completion of the prison portion of the sentence imposed, the offender shall be released to serve a term of postrelease supervision plus the amount of good time earned and retained while imprisoned. For persons convicted of nondrug severity levels 1 through 6 and drug severity levels 1 through 3 the period of postrelease supervision is 24 months. For those convicted of a nondrug severity level 7 through 10 and drug severity level 4, the prescribed period of postrelease supervision is 12 months.

Under laws in effect prior to the Sentencing Guidelines Act, the length of time an offender could serve in prison for violating the conditions of supervision was determined by the KPB but could be up to the conditional release date or maximum sentence expiration date. Under the Sentencing Guidelines Act, the length of time a condition violator serves is determined by the KPB. However, the period may not exceed 90 days from the final revocation hearing. If there has been a new misdemeanor or felony conviction, the condition violator must serve the remaining balance of the postrelease supervision period in prison, including the amount of good time which had been earned prior to release.

More than 2100 offenders have been released under the retroactive provision of the Sentencing Guidelines Act, with the majority occurring within the first year of its effective date. All of these offenders were placed on postrelease supervision status. The initial decrease in facility populations and corresponding increase in the number of offenders on post-incarceration supervision status was followed by an increased number of offenders being returned to prison for violating the conditions of supervision. Early on, some corrections officials expressed concern that limiting the period of incarceration for those returned to prison for violating the conditions of their release to no more than 90 days would be problematic. It was the opinion of staff that 90 days was not long enough to serve as a deterrent to "condition violating behavior" and that, upon their return to prison, such offenders would not be deterred from acting out because they would be released again in no more than 90 days, regardless of their behavior. Predictions were made about possible changes in offender behavior and strong concerns were expressed about staff safety.

The Department conducted a study to determine whether there is a basis for amendment to the provisions of the Sentencing Guidelines Act pertaining to the period of postrelease supervision and the 90-day incarceration period upon revocation. The primary research questions addressed were:

- 1) Do offenders released pursuant to Sentencing Guidelines differ from those released pursuant to the previous law in ways other than sentence structure?
- 2) Is the increase in the number of condition violators proportionate with the increased number of offenders released to post-incarceration supervision status?
- 3) Do condition violators returned to prison for a maximum of 90 days pursuant to the Sentencing Guidelines Act present more of a management problem than condition violators of an earlier time period and law?

The major findings of the study were:

- Compared to those released from prison via parole during the year preceding implementation of the Sentencing Guidelines Act and those released via parole during the first year following implementation, the group of offenders released pursuant to the retroactive provision of the Act:
 - Were slightly younger on the average at the time of the first release of the time frame;
 - Contained proportionately fewer non-whites and proportionately more whites;
 - Contained proportionately fewer offenders with person crimes and proportionately more with non-person crimes.
- The differences among the three release groups are at least partially attributable to a "selection" process whereby younger offenders with less criminal history, as well as those offenders with non-person crimes are more likely to be included in the Retro Group.
- There is evidence that the difference in racial/ethnic composition of the release groups is related to the type of offense, non-whites being more heavily represented in the person offense category.
- The release groups did not differ in gender composition.
- Of the three primary comparison groups, the group released via parole during the year preceding the implementation of Sentencing Guidelines had proportionately fewest condition violator returns and the group released pursuant the retroactive provision of the Act had the most for the first release. For the second release during the study period, those released via parole in the year preceding implementation still had the fewest, but those released via parole in the year following implementation had the most.
- There is a significant difference with regard to the respective proportions of the in-state and out-of-state populations that are revoked. The proportion revoked is higher among those supervised in-state.
 - There was 1 return for every 8.7 ADP in the out-of-state group compared to 1 return for every 2.9 ADP in the in-state group.
- Several explanations to the study finding that the rate of revocation is higher for in-state cases than it is for out-of-state cases are possible:
 - Some other states have more community sanctions for offenders available in lieu of revocation.
 - Some other states place less emphasis on public safety and accountability in the supervision of offenders than Kansas.
 - Before Kansas offenders are accepted for supervision by other states, they must develop adequate residence and employment plans and possess strong desire to reside in the other states.

- Kansas does not have standardized criteria for the assignment of sanctions and relies upon individual officer discretion, which varies among parole officers.
- The data, to some degree, support the staff perception that offenders returned to prison from post-incarceration supervision status since the implementation of Sentencing Guidelines Act, especially those released pursuant to the retroactive provision of the Act, are more of a management problem than offenders of an earlier period.
 - Although there are some behavioral differences between the release groups, the differences do not seem as pronounced as staff had anticipated or might perceive.
 - Some of the difference between the groups could be the result of the conscious decision on the part of the Department to manage those who return to prison from post-incarceration supervision differently (e.g., concentrated at one facility location, more austere environment, fewer privileges, increased use of segregation).
- It appears that there is a moderate degree of anxiety among staff due to the implementation of the Sentencing Guidelines Act.
 - Additional training with more focus on the concept of determinate sentencing would benefit all staff.
- There is a very strong perception among staff (i.e., facility and parole services alike) that the provision of the Act that limits the period of incarceration for those who violate the conditions of release to no more than 90 days is ineffective.
 - Staff feel it does not deter the condition violating behavior of offenders on post-incarceration supervision status nor does it serve as a deterrent to acting out behavior among those returned to prison for violating the conditions of release.
 - The predominate and recurring theme throughout the group discussions was that the 90-day period was too short.
 - In the opinion of KDOC staff, the prescribed 90-day limit on the period of incarceration for condition violators would be more effective if the time spent incarcerated was not credited toward the period of postrelease supervision. Any time spent in prison for violating the conditions of release should be "dead time" (i.e., not credited toward the period of post-incarceration supervision).
- If a wider range of sanctions was available, they likely would be used by parole officers in lieu of revocation.

Based upon the information in the study, the Department will continue to consider the expansion of intermediate sanctions, development of revocation guidelines, possible use of return to custody facilities, and other options.



AUTOMATED SUPERVISION

In the interest of public safety and to enable parole officers to devote more time to those offenders who present the highest risk of reoffending, the Community and Field Services Division has implemented an automated reporting system. Since June 1994, offenders under post incarceration supervision (i.e., parole or post release supervision status) who are assessed as reduced or low risk for reoffending have been monitored via an automated parole reporting system. Such offenders generally have a limited criminal history and have demonstrated compliance with their conditions of release supervision.

Offenders assigned to the automated reporting system use an ordinary telephone to dial into a computer system. Questions concerning change of address, employment, law enforcement contact, and other issues are voice stored on the computer system, and the offender responds to the questions by using the numbers on the telephone. Each offender must call within a specific time period each month. The parole office is automatically notified if an offender fails to report as directed, or when certain changes in the offender's status occurs. Parole staff then investigate and take further action as necessary.

In addition to meeting the supervision standards, offenders assigned to automated reporting must pay \$2.00 per minute for each call. The system operates in both English and Spanish and will accept calls from both touch-tone and rotary dial telephones. The average cost of a call is \$4.00 - \$6.00. A "1-800" service is also available for indigent offenders.

At the end of December 1994, 1,206 offenders were assigned to the automated reporting system. The company which provides the service reports that the Department's offenders assigned have a 105% overall compliance rate for reporting. The figure is over 100% because some offenders report by telephone more frequently than they are required to report. This is the highest rate of compliance for any jurisdiction in the nation using the automated system.



PAROLE VIOLATOR JAIL COSTS

The Department of Corrections is responsible for payment of jail per diem costs and medical expenses for offenders housed temporarily in county jails for violations of conditions of their release supervision but who have not been charged with a new offense. Such offenders are transported to KDOC facilities for hearings before the Kansas Parole Board to consider revocation of their release status.

While the number of offenders, total number of jail days, and total jail costs increased from FY 93 to FY 94, the average number of days confined in local jails was substantially reduced for this group of offenders. Although part of this reduction can be attributed to improved efficiency in the processing and transportation of such offenders, much of the reduction should be attributed to the implementation of a direct violator admission policy in December 1993. Pursuant to this policy, potential violators are transported as soon as possible to the nearest medium or maximum security facility to await revocation processing. In some cases, offenders are admitted directly to a KDOC facility from community supervision.

During the last six months of FY 94, 218 offenders facing revocation in the Topeka area were admitted directly to the Reception and Diagnostic Unit of the Topeka Correctional Facility with no interim confinement in a county jail. Given an average daily cost of \$74.08 to confine a person in the Shawnee County jail and an average of 6.5 days confinement per offender, direct admissions prevented \$104,971 in jail per diem costs. Had the average number of days confined remained unchanged from FY 93, total per diem costs could have increased by another \$185,100. Thus, the total estimated savings in FY 94 as a result of this change in policy and efficiency in processing was \$290,071. The Department will continue efforts to achieve even more efficiency in this area.



EXPANSION OF COMMUNITY CORRECTIONS JUVENILE SERVICES

There are currently 30 community corrections agencies serving all of Kansas' 105 counties. The Department of Corrections is responsible for the oversight of all community corrections agencies through the administration of grant funds, technical assistance, periodic auditing, and the approval of comprehensive plans.

Since the inception of community corrections, services provided by community corrections agencies have been directed primarily toward adult offenders. The 1994 Legislature provided for the state-wide expansion of juvenile services through community corrections agencies. Previously, juvenile services were provided in only eleven (11) counties by eight (8) of the community corrections agencies. The core service for juvenile offenders assigned to community corrections has been intensive supervision (J-ISP). J-ISP services include, but are not limited to: drug testing; community service work; individual case planning; mental health and substance abuse services; electronic monitoring; surveillance; and restitution monitoring. The average daily population (ADP) for J-ISP during FY 94 was 141 and 7 for contractual juvenile residential services.

The Department of Corrections has requested that each community corrections agency include strategies for the implementation of juvenile services in their FY 95 Comprehensive Plan. Each agency is expected to provide juvenile intensive supervision services and other extended services as approved by the Department. Extended services may include, but are not limited to, day reporting, cognitive skill development, and project "Stay In School." The KDOC projects an average daily population (ADP) of 850 juvenile offenders assigned to community corrections agencies during FY 95 and has allocated \$3,248,700 for juvenile offender services. The November, 1994 average daily population of juvenile offenders served through community corrections reached 424.5. This figure is expected to increase significantly as more of the local programs fully implement juvenile services.

The 1994 Legislature also appropriated \$750,000 for the Department of Social and Rehabilitation Services (SRS) to contract with the KDOC for the provision of after care services for juvenile offenders released from state youth centers at Atchison, Beloit, Topeka, and Larned. These funds will be made available to community corrections agencies through an agreement between SRS and the KDOC.

To assist in the development and implementation of training sessions for field services staff who work with juvenile offenders, a Juvenile Training Work Group has been formed. The Juvenile Training Work Group is comprised of representatives of court services, community corrections, SRS, state youth centers, and the Kansas Children's League. The Group reflects the spirit, cooperation, and efforts of those charged with the task of providing for the supervision of juvenile offenders.



AUTOMATIC WAIVER OF CERTAIN JUVENILE OFFENDERS TO ADULT STATUS

The 1994 Legislature enacted SB 500 (Chapter 270 of the *1994 Session Laws of Kansas*), which provides that a 16 or 17 year old who is charged with a felony after having been previously adjudicated for an act which would constitute a felony if committed by an adult will be prosecuted as an adult rather than as a juvenile offender. Under the provisions of prior law, a 16 or 17 year old juvenile offender was automatically waived to adult status when charged with a felony offense if the offender had two prior adjudications for felony offenses. The 1994 law amended only those provisions of the Juvenile Code pertaining to automatic waiver to adult status. Provisions of the code which allow prosecutors to petition the court to waive other juvenile offenders to adult status were not affected.

The Department of Corrections expects that the change in the automatic waiver requirement will result in increased KDOC admissions and inmate population levels. At the time the bill was passed, the Department estimated that annual admissions would increase by approximately 140 per year. With a projected average length of stay of 35 months for the admissions group, the full impact on inmate population levels would be felt at the end of the third year, with a net increase of approximately 425. Since the law took effect on July 1, 1994 and applies only to crimes committed after that date, it is too early to assess the law's impact based on actual experience, however. The Department will monitor the impact and, as more information becomes available, will evaluate whether the expected increase in the number of young offenders warrants operational changes, such as separate housing units or modification of offender programs.



CAPITAL PUNISHMENT

During the 1994 session, HB 2578 (Chapter 252 of the *1994 Session Laws of Kansas*), which establishes the offense of capital murder and authorizes a death penalty for persons convicted of it, was enacted by the Legislature. HB 2578 prescribes that death sentences be administered by lethal intravenous injection. The El Dorado Correctional Facility has been designated by the Department as the location where the death sentence will be administered.

It is estimated that it will be approximately six to ten years before Kansas carries out its first execution. Since the number of inmates who will be under a death sentence is expected to be relatively small during the immediate future, the Department does not foresee a need to construct a death row unit at this time. Male offenders sentenced to death will be housed at the El Dorado Correctional Facility in a long term segregation unit. Female offenders sentenced to death will be confined at the new maximum security female unit under construction at Topeka Correctional Facility until transfer to El Dorado shortly before the execution is carried out.

Plans have been made to use space in an existing building at El Dorado Correctional Facility for the death chamber. Renovation plans have been completed and are under review. In addition to the death chamber itself, the area will include a vehicle entrance for witnesses; a witness viewing area; a family viewing area; a visitation area for persons visiting the inmate during the last 24 hours; an area for dispensing the lethal injections, and a storage area.

Several states have been consulted regarding their policies and procedures as they relate to the death penalty. The Department has developed draft procedures for Kansas that are currently under review.



RECRUITMENT AND RETENTION OF STAFF

The Department is in the process of developing comprehensive management guidelines regarding recruitment and retention of staff. Recruitment and retention of staff covers all aspects of employment, from the application and selection process to exit interviews, and everything in between. Areas to be addressed include time, attendance and leave issues; staff development issues; employee assistance issues; and wellness issues. The goal is to provide the Department with guidelines for the development of consistent and effective policies, procedures and practices regarding employee relations and management. This will help the Department ensure that employee and organizational goals and needs are met, and ensure a motivated workforce and safe work place.

Currently, input on a variety of issues is being gathered from employees throughout the Department. This is being done by the use of a comprehensive, detailed questionnaire. At each work site a focus group has been established to gather information about the views and needs of staff. Each focus group will prepare a single, collective response to the questionnaire for that particular work site. All focus group responses will be collated into one department-wide response. From this collective input, areas of management requiring attention will be identified and prioritized and initiative task groups to address them will be established. The input obtained from the focus group process will also be used by the Secretary and Senior Management Staff to establish guidelines for policies, procedures, and practices related to staff recruitment and retention. This project is being coordinated by the Human Resources staff, under the direction of the Human Resources Manager. The timeline for the project indicates that guidelines should be fully developed by May, 1995.

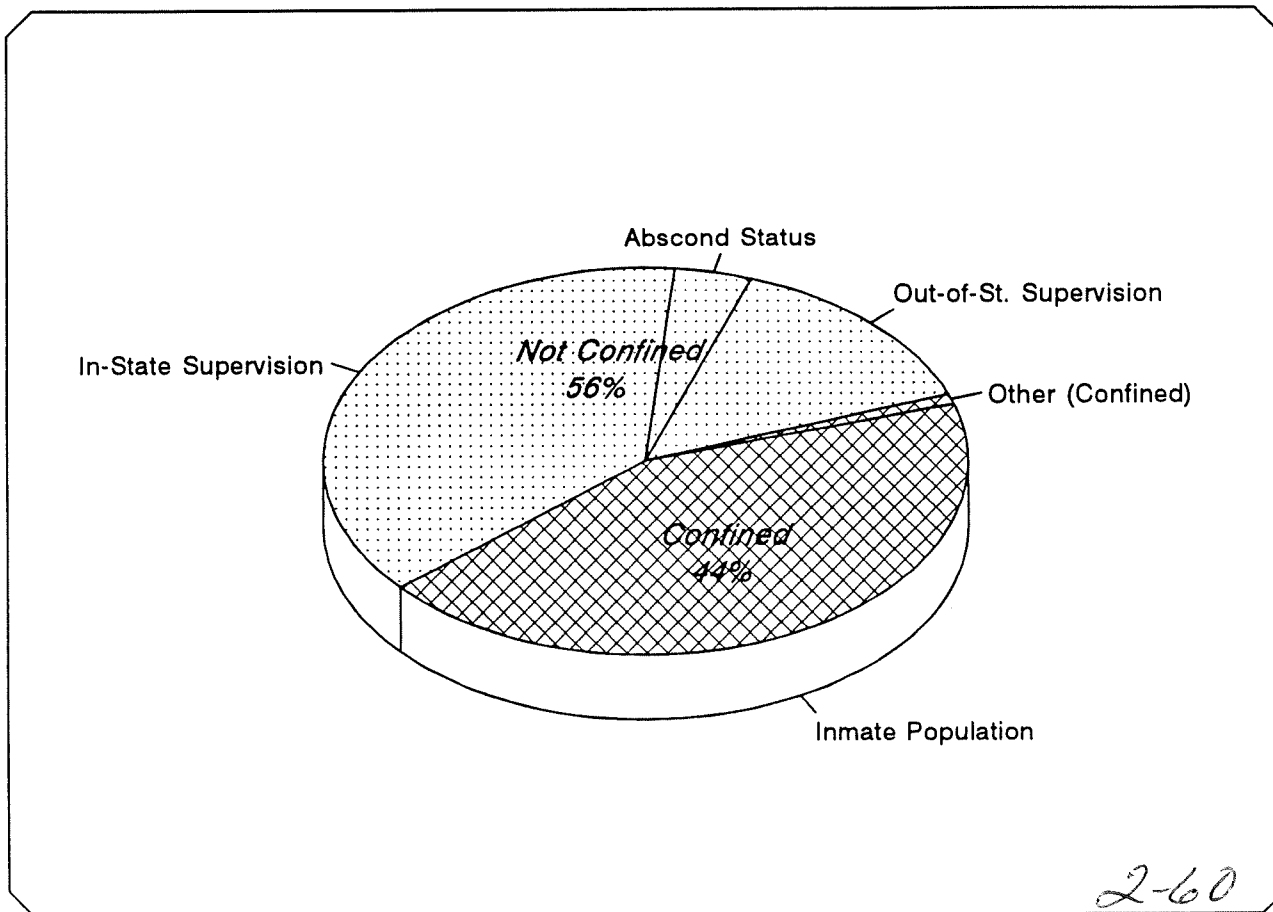
Offender Population Trends

259

December 31, 1994 Offender Population Under Management of the Kansas Department of Corrections

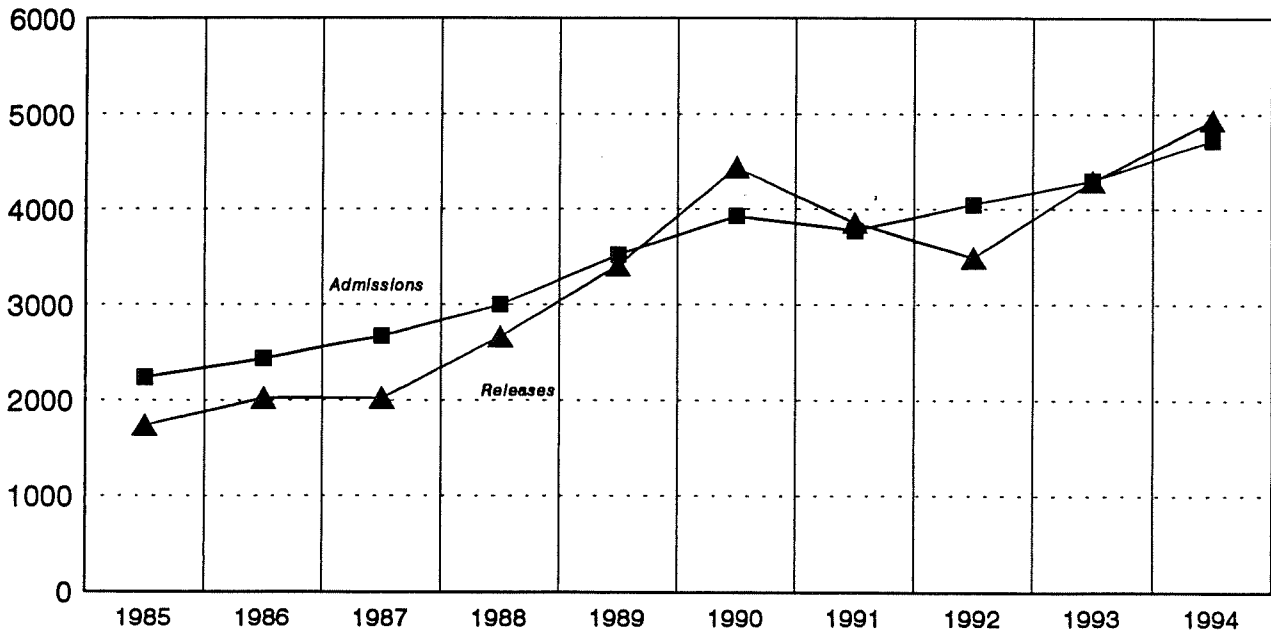
	Number	% of Total Population
Offenders Confined:		
Inmate Population	6,369	43%
Other*	130	1%
Subtotal	6,499	44%
Offenders Not Confined:		
In-State Supervision	5,522	38%
Out-of-State Supervision	2,052	14%
Abscond Status	573	4%
Subtotal	8,147	56%
Grand Total	14,646	100%

*Confined out-of-state -- compacts and in absentia cases.



2-60

Yearly Admissions and Releases: Fiscal Years 1985 - 1994

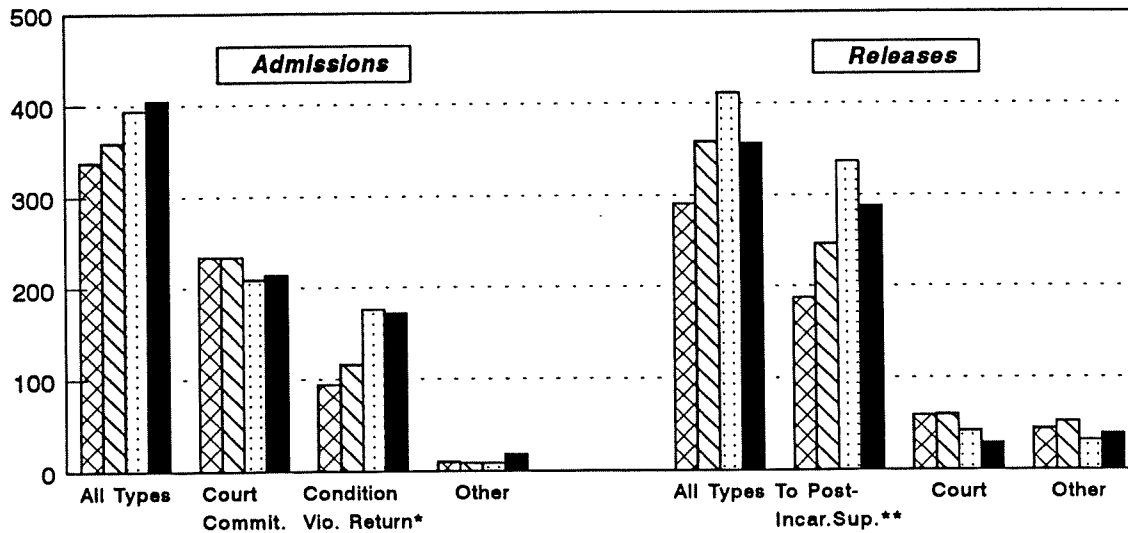


Admissions ■	2243	2443	2675	3000	3523	3929	3776	4051	4306	4733
Releases ▲	1737	2027	2026	2664	3408	4439	3857	3490	4300	4937

- The FY 1994 totals for both admissions and releases are the highest on record.
- Admissions numbered 4,733, an increase of 427 (10%) from the previous record high level in FY 1993.
- Releases numbered 4,937, an increase of 637 (15%) from FY 1993.

261

Average Number of Admissions and Releases Per Month by Major Category: FY 1992 - FY 1994, and FY 1995 To-date (Jul. - Dec., 1994)



		All Types	Court Commit.	Condition Viol. Return*	Other	All Types To Post-Incar.Sup.**	Court	Other
FY 92 Mo. Avg.	☒	338	234	94	10	291	188	59
FY 93 Mo. Avg.	☑	359	234	116	9	358	246	60
FY 94 Mo. Avg.	☐	394	209	176	9	411	337	42
FY 95 Mo. Avg. (6 mo.)	■	404	214	172	18	356	288	39

*Return to prison for violation of the conditions of release -- no new felony sentence involved.
 **Includes releases by action of the Kansas Parole Board as well as releases to post-release supervision via the provisions of the Kansas Sentencing Guidelines Act.

• Admissions

- All Types of Admission: FY 94 figure represents a moderate increase from FY 93 (10%) and from FY 92 (17%). FY 95 to-date level is slightly higher (2%) than FY 94.
- Court Commitments: 11% lower in FY 94 than in either FY 93 or FY 92. FY 95 to-date level is slightly higher (2%) than FY 94.
- Condition Violators: Significantly higher in FY 94 -- 52% higher than in FY 93 and 87% higher than in FY 92. FY 95 to-date level is slightly lower (2%) than FY 94.

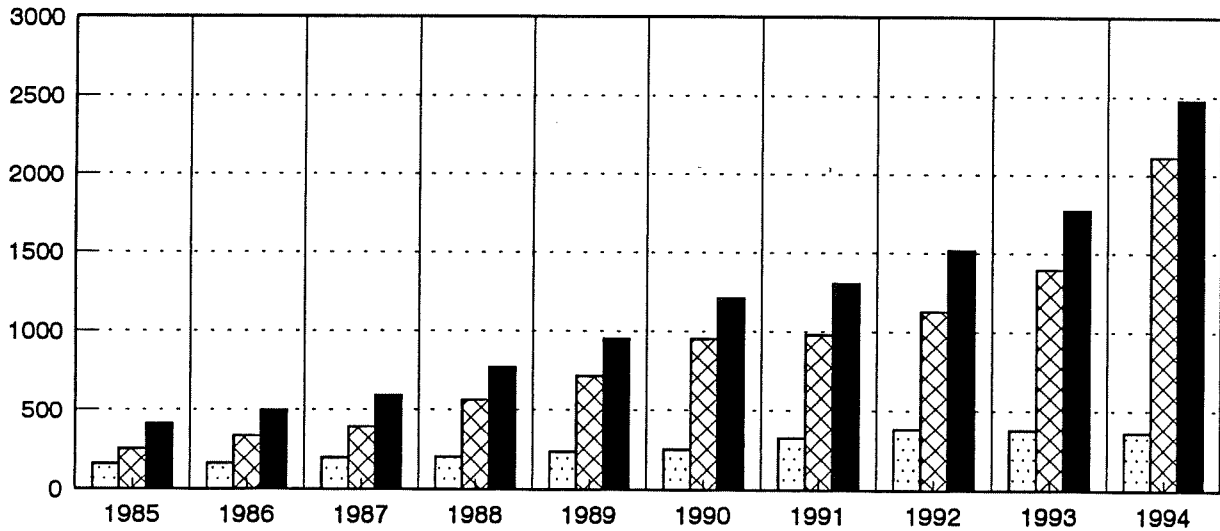
• Releases

- All Types of Release: FY 94 figure represents an increase from FY 93 (15%) and from FY 92 (41%). Releases in FY 95 to-date are down somewhat -- 13% lower than in FY 94.
- Much of the increase in releases in FY 94 was due to the application of the retroactive provisions of the Kansas Sentencing Guidelines Act of July 1, 1993.
- Court-related releases for FY 94 are about 30% lower than in either FY 93 or FY 92. FY 95 to-date level is lower still -- 30% less than FY 94.

262

Yearly Return Admissions for violation While on Post-incarceration Status: FY 1985 - 1994*

Number of Returns



	1985	1986	1987	1988	1989	1990	1991	1992	1993	1994
New Sentence	158	162	197	204	238	254	325	386	360	364
Condition Violation	254	334	393	564	715	954	982	1130	1397	2112
Total	412	496	590	768	953	1208	1307	1516	1777	2476

**Condition Violation* reflects the number of return admissions for violation of the conditions of release -- no new felony offense involved. *New Sentence* reflects the number of return admissions resulting from new felony convictions while on release status.

The two types of violation admission (new sentence and condition violation) together comprised the majority (52%) of total admissions in FY 1994.

- New sentence returns: For the past three years this type of return admission has been relatively stable in terms of both number (from 364 to 386) and proportion (8% - 10% of total admissions each year). However, this proportion is somewhat higher than for several years prior to FY 1991, when it was about 7%.
- Condition violator returns: Over the past decade, returns for violation of the conditions of release have increased both in number and as a proportion of total admissions.
- The number of condition violation admissions has increased eightfold since FY 1984 (from 242 to 2,112) while the total number of admissions has not quite doubled (2,457 to 4,733). In FY 1994 this type of return admission accounted for 45% -- approaching half -- the total admissions, compared to 32% in FY 1993 and 28% in FY 1992.
- A sudden influx of offenders to the post-incarceration population occurred during FY 1994 as a result of the application of the retroactive provisions of the Kansas Sentencing Guidelines Act. This contributed to the near fourfold increase in the number of Kansas offenders on supervised release in-state and out-of-state since FY 1984 (1,806 to 6,933).
- Along with the increase in the number supervised, the ratio of condition violation returns to the average daily population (ADP) of all Kansas offenders on supervised release has changed. In FY 1992 there was one condition violation return for every 5.5 ADP. In FY 1993 it was one violation return for every 4.5 ADP, and in FY 1994 it was one for every 3.3 ADP.

Return Rate of Offenders Released From KDOC Facilities During FY 1986 - 1993:
By Type of Readmission and Length of Follow-up Period*

	FY 1986		FY 1987		FY 1988		FY 1989		FY 1990		FY 1991		FY 1992		FY 1993	
	No.	%	No.	%	No.	%	No.	%	No.	%	No.	%	No.	%	No.	%
One-year Follow-up																
No Return to KDOC	889	68.3%	929	69.8%	1167	66.7%	1535	68.1%	2304	70.2%	1838	66.5%	1555	62.5%	1820	57.2%
Violation, New Sentence	75	5.8%	60	4.5%	77	4.4%	116	5.1%	160	4.9%	136	4.9%	134	5.4%	145	4.6%
Violation, No New Sentence	176	13.5%	205	15.4%	329	18.8%	402	17.8%	544	16.6%	487	17.6%	517	20.8%	866	27.2%
New Commitment (After Discharge)	3	0.2%	1	0.1%	2	0.1%	4	0.2%	1	0.0%	1	0.0%	4	0.2%	0	0.0%
Active Warrant (End of Period)	158	12.1%	135	10.2%	174	9.9%	197	8.7%	271	8.3%	301	10.9%	279	11.2%	352	11.1%
Total (All Cases)	1301	100.0%	1330	100.0%	1749	100.0%	2254	100.0%	3280	100.0%	2763	100.0%	2489	100.0%	3183	100.0%
Two-year Follow-up																
No Return to KDOC	690	53.0%	748	56.2%	921	52.7%	1260	55.9%	1826	55.7%	1477	53.5%	1245	50.0%	**	**
Violation, New Sentence	154	11.8%	123	9.2%	155	8.9%	199	8.8%	285	8.7%	266	9.6%	231	9.3%	**	**
Violation, No New Sentence	314	24.1%	348	26.2%	532	30.4%	630	28.0%	917	28.0%	791	28.6%	844	33.9%	**	**
New Commitment (After Discharge)	12	0.9%	5	0.4%	17	1.0%	13	0.6%	15	0.5%	18	0.7%	11	0.4%	**	**
Active Warrant (End of Period)	131	10.1%	106	8.0%	124	7.1%	152	6.7%	237	7.2%	211	7.6%	158	6.3%	**	**
Total (All Cases)	1301	100.0%	1330	100.0%	1749	100.0%	2254	100.0%	3280	100.0%	2763	100.0%	2489	100.0%	**	**
Three-year Follow-up																
No Return to KDOC	613	47.1%	664	49.9%	834	47.7%	1144	50.8%	1617	49.3%	1310	47.4%	**	**	**	**
Violation, New Sentence	194	14.9%	144	10.8%	183	10.5%	226	10.0%	361	11.0%	317	11.5%	**	**	**	**
Violation, No New Sentence	388	29.8%	423	31.8%	623	35.6%	735	32.6%	1117	34.1%	952	34.5%	**	**	**	**
New Commitment (After Discharge)	21	1.6%	16	1.2%	27	1.5%	23	1.0%	25	0.8%	38	1.4%	**	**	**	**
Active Warrant (End of Period)	85	6.5%	83	6.2%	82	4.7%	126	5.6%	160	4.9%	146	5.3%	**	**	**	**
Total (All Cases)	1301	100.0%	1330	100.0%	1749	100.0%	2254	100.0%	3280	100.0%	2763	100.0%	**	**	**	**
Four-year Follow-up																
No Return to KDOC	573	44.0%	638	48.0%	798	45.6%	1077	47.8%	1493	45.5%	**	**	**	**	**	**
Violation, New Sentence	203	15.6%	149	11.2%	190	10.9%	241	10.7%	383	11.7%	**	**	**	**	**	**
Violation, No New Sentence	414	31.8%	459	34.5%	660	37.7%	807	35.8%	1228	37.4%	**	**	**	**	**	**
New Commitment (After Discharge)	37	2.8%	26	2.0%	40	2.3%	39	1.7%	58	1.8%	**	**	**	**	**	**
Active Warrant (End of Period)	74	5.7%	58	4.4%	61	3.5%	90	4.0%	118	3.6%	**	**	**	**	**	**
Total (All Cases)	1301	100.0%	1330	100.0%	1749	100.0%	2254	100.0%	3280	100.0%	**	**	**	**	**	**
Five-year Follow-up																
No Return to KDOC	557	42.8%	629	47.3%	783	44.8%	1048	46.5%	**	**	**	**	**	**	**	**
Violation, New Sentence	209	16.1%	155	11.7%	190	10.9%	247	11.0%	**	**	**	**	**	**	**	**
Violation, No New Sentence	434	33.4%	472	35.5%	673	38.5%	840	37.3%	**	**	**	**	**	**	**	**
New Commitment (After Discharge)	52	4.0%	35	2.6%	58	3.3%	60	2.7%	**	**	**	**	**	**	**	**
Active Warrant (End of Period)	49	3.8%	39	2.9%	45	2.6%	59	2.6%	**	**	**	**	**	**	**	**
Total (All Cases)	1301	100.0%	1330	100.0%	1749	100.0%	2254	100.0%	**	**	**	**	**	**	**	**

*See footnotes next page.

707-8
104

Return Rate of Offenders Released From KDOC Facilities During FY 1986 - 1993:
By Type of Readmission and Length of Follow-up Period*

Footnotes

*The release population includes all offenders released via parole, conditional release, or release to post-incarceration supervision (via the Kansas Sentencing Guidelines Act of July 1, 1993) during the fiscal year specified. Excluded are releases to detainees. The follow-up period is applied individually for each inmate (release date plus the specified number of years in the follow-up period).

Explanation of row headings

No Return to KDOC = no readmission to KDOC facilities during the follow-up period;

Violation, New Sentence = readmission to KDOC for a new felony offense;

Violation, No New Sentence = "condition violation" - readmission to KDOC for violation of the conditions of release that did not involve a new felony sentence.

New Commitment (After Discharge) = new admission to KDOC (after discharge from sentence obligation, but before the end of the follow-up period).

Active Warrant (End of Period) = offender had an active warrant as of the end of the follow-up period.

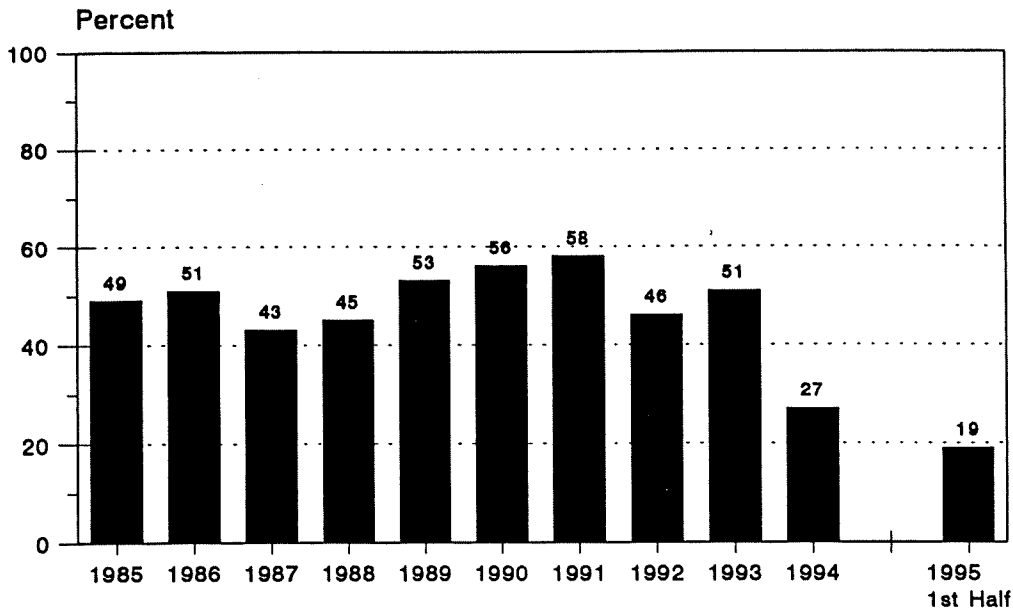
4.6 *Information not yet available (end date of follow-up period has not yet passed).

* *In some instances it is possible for the number of "No Returns" during the year to be greater than that of a preceding year. Such instances arise in cases where offenders are on abscond status for a long period of time (counted in "Active Warrant" group), but later are reinstated on supervision in good standing and then discharged. When such reinstatements occur, the affected offenders move from the absconder group to the "No Return" group for the latest year.

NOTE: Each percentage total is given as 100 even though the sum may vary slightly due to rounding.

2-65

Parole Rate: Kansas Parole Board Decisions to Parole as a Proportion of Total Decisions, FY 1985 - 1994 and FY 95 To-date (Jul. - Dec., 1994)*



Decisions to Parole	1137	1382	1327	1765	2381	2061	2684	2210	2634	1127		352
Total Decisions	2325	2718	3072	3945	4457	5241	4635	4845	5139	4173		1859

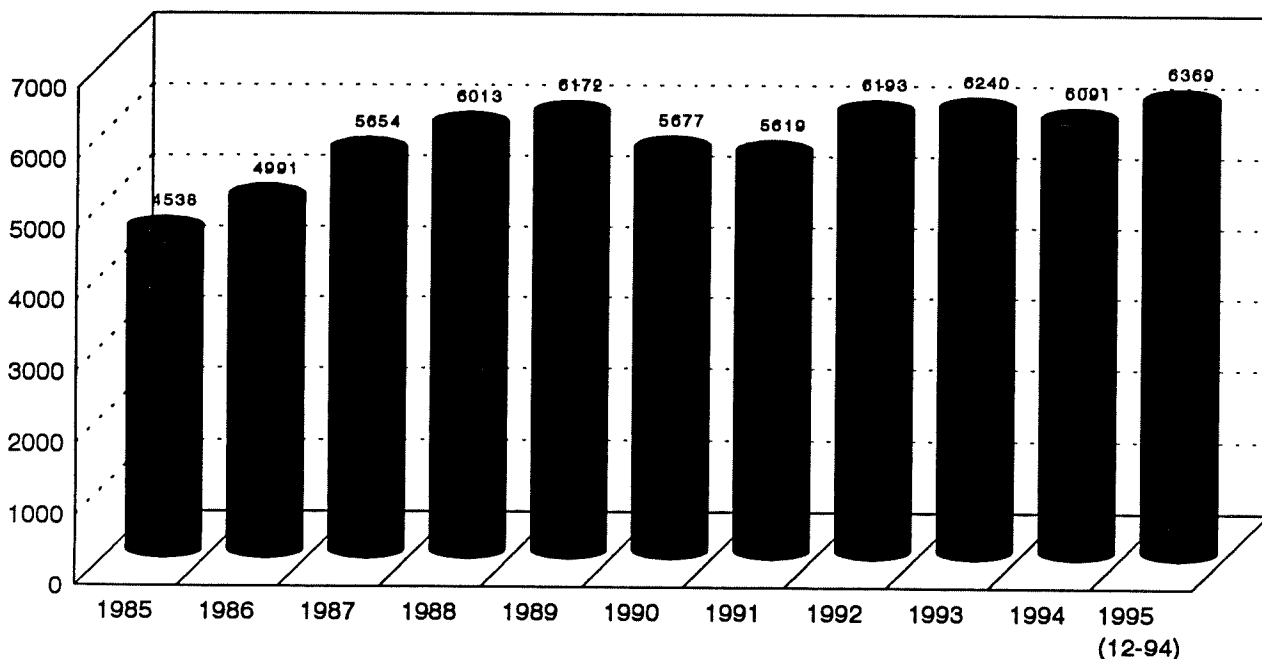
*Information pertains to decisions resulting from regular parole hearings. Excluded are decisions from parole violation hearings, one outcome of which is the decision to "reparole," which was used increasingly more often in FY 94-95 and in effect reduces the number of regular parole hearings.

Note. During FY 1994 and FY1995, the application of the retroactive provisions of the Kansas Sentencing Guidelines Act, effective July 1, 1993, resulted in a number of offenders being released directly to post-incarceration supervision rather than being considered for parole through the parole hearing process.

- Parole rate is defined as the proportion of regular hearing decisions that are grants of parole.
- Parole rate decreased to 27% for FY 1994 and 19% for FY 1995 to-date -- from 51% in FY 1993.
- The average parole rate for the 10-year period, FY 1985 - FY 1994 is 48.4%.

2-66

Total Inmate Population: FY 1985 - 1994 and FY 1995 To Date

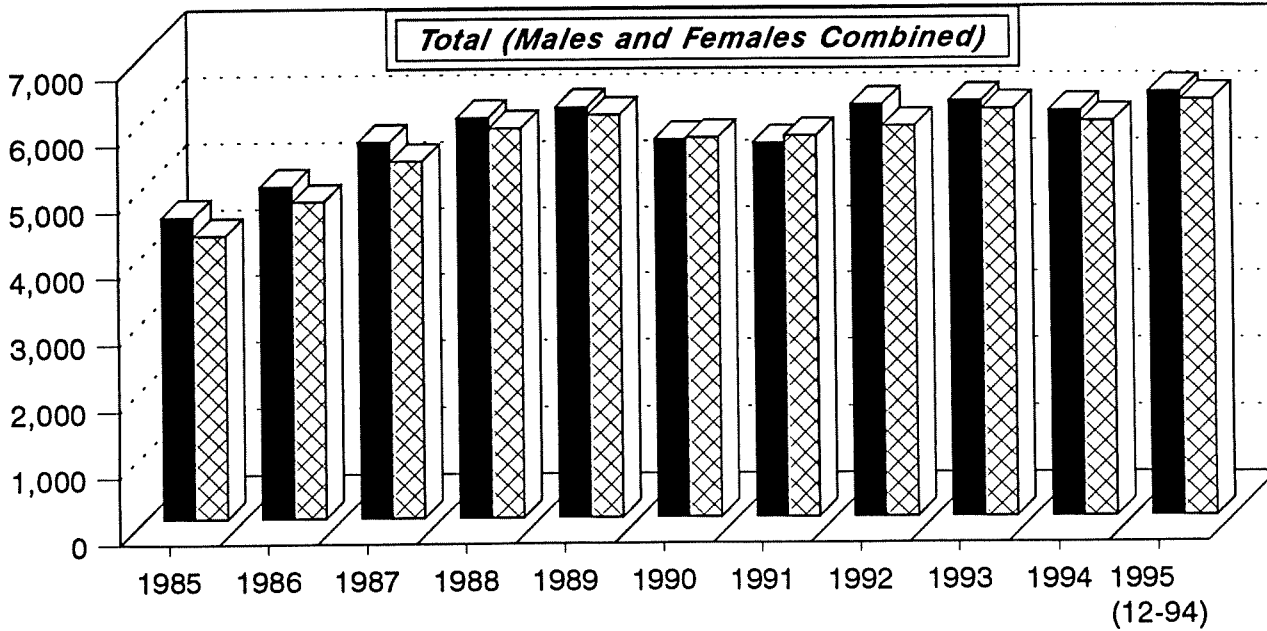


Female	246	269	275	276	300	293	242	328	335	312	349
Male	4292	4722	5379	5737	5872	5384	5377	5865	5905	5779	6020

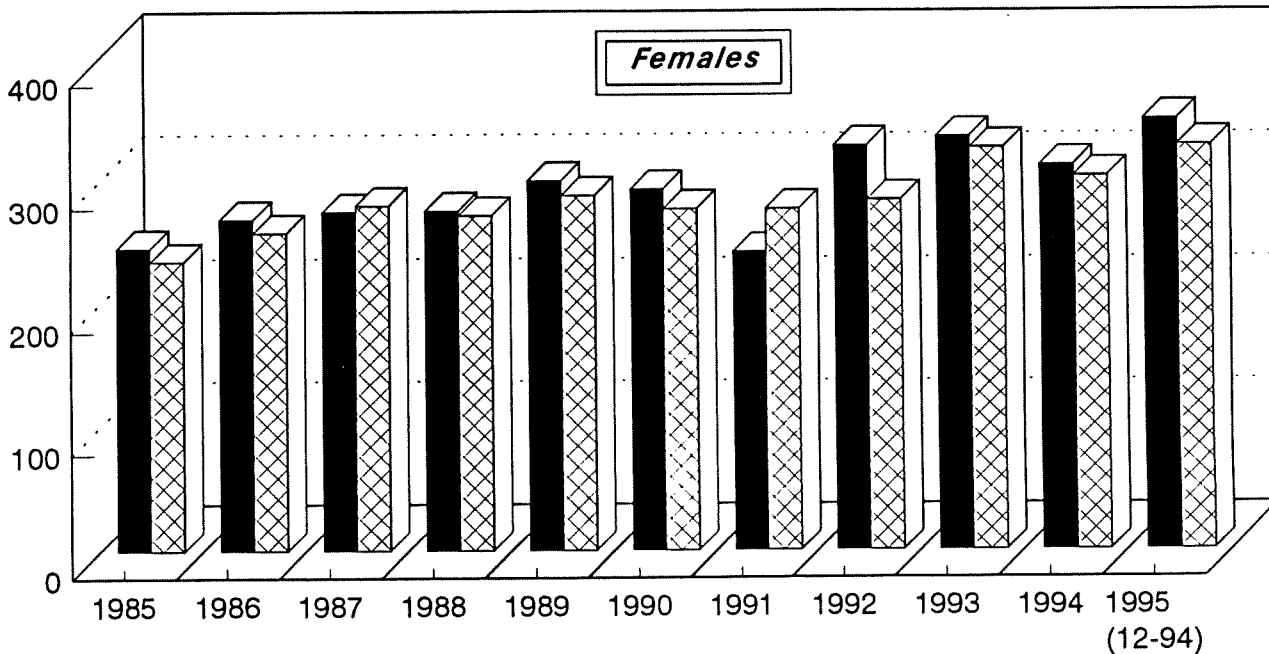
As of June 30 each year except 1995, which is as of December 31, 1994.

- The inmate population grew steadily from FY 1985 to FY 1989, but dropped in FY 1990 and FY 1991. In FY 1992 the population grew again by 574 or 10% higher than at the end of FY 1991. There was little change from FY 1992 to FY 1993 (+1%), but a large decrease (8%) during the first six months of FY 1994 (through December, 1993). However, by the end of FY 1994 the population had regained much of that loss and at 6,091, was only 149 (2.3%) lower than at the end of FY 1993. In FY 1995 the population continued to increase, reaching 6,369 at the end of December, 1994.
- The decrease in the inmate population from FY 1989 to FY 1990 was related to the passage of Senate Bill 49, which enhanced good time provisions and resulted in "early" releases for a number of inmates.
- The decrease in inmate population during the first half of FY 1994 resulted primarily from a large number of offenders being released under the retroactive provisions of the Kansas Sentencing Guidelines Act, which took effect July 1, 1993.

Inmate Population and Average Daily Population (ADP): FY 1985 - 1994 and FY 1995 To-date (Through Dec., 1994)*



Population	4,538	4,991	5,654	6,013	6,172	5,677	5,619	6,193	6,240	6,091	6,369
ADP	4,256	4,756	5,359	5,854	6,048	5,703	5,726	5,870	6,119	5,935	6,254



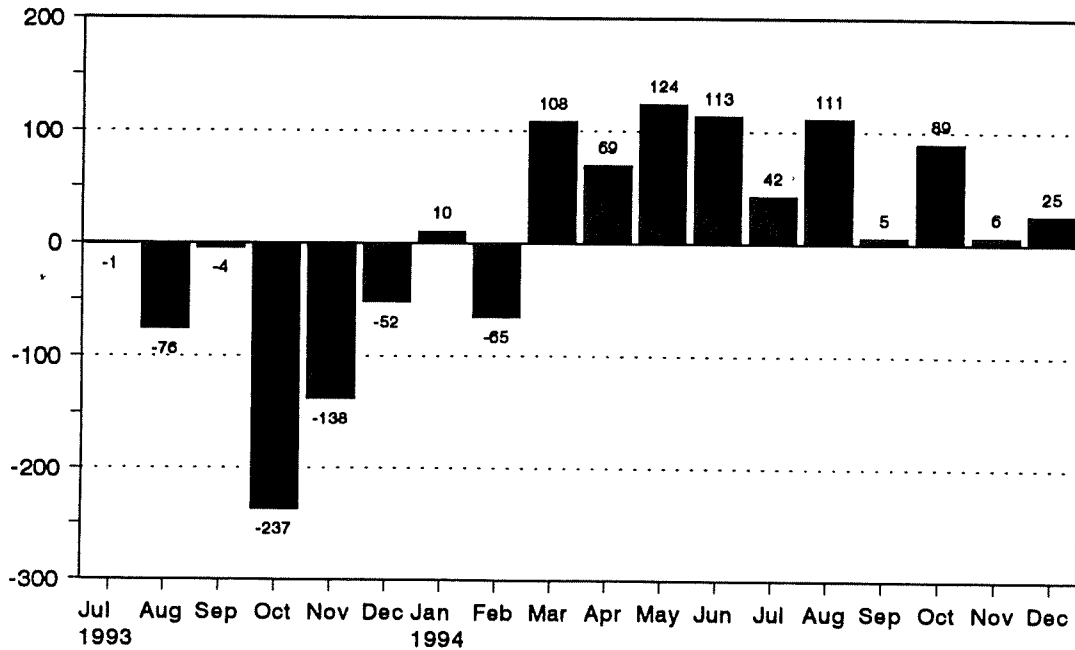
Female Pop.	246	269	275	276	300	293	242	328	335	312	349
Female ADP	235	258	280	272	288	277	277	284	326	303	328

The population figures reflect the number of offenders as of the end of the specified time period.
The average daily population (ADP) is the average daily count for the period.

4.9

2-68

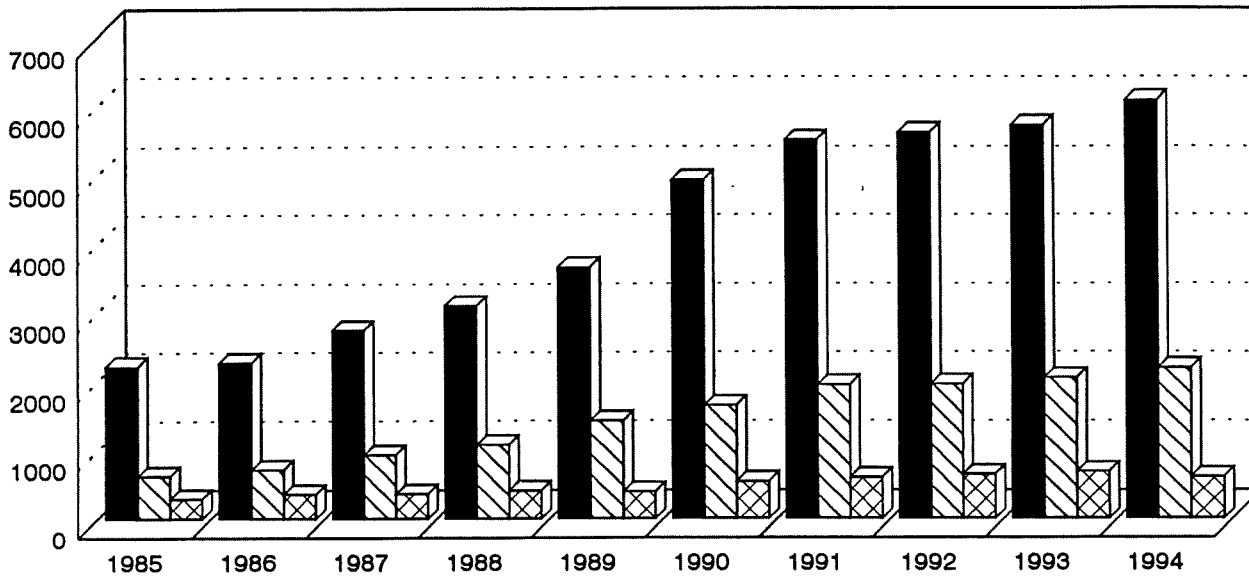
Change in Month-end Inmate Population During 18-Month Period: July 1993 Through December 1994



Population	6239	6163	6159	5922	5784	5732	5742	5677	5785	5854	5978	6091	6133	6244	6249	6338	6344	6369
------------	------	------	------	------	------	------	------	------	------	------	------	------	------	------	------	------	------	------

- Considerable fluctuation occurred in the month-end inmate population over the 18-month period. The change from the previous month ranged from +124 in May, 1994 to -237 in October, 1993. There were decreases in all but one of the first eight months of the period, and increases in each of the remaining 10 months.
- There was relatively little net change (+2%) from June 30, 1993 (6,240) and December 31, 1994 (6,369), although the population was highly variable during the months between these dates.
- In large part the monthly decreases for the first half of FY 1994 (July through December of 1993) resulted from the implementation of the retroactive provisions of the Kansas Sentencing Guidelines Act, which became effective July 1, 1993.

Components of the End-of-year Offender Population Under Post-incarceration Management: Fiscal Years 1985 - 1994

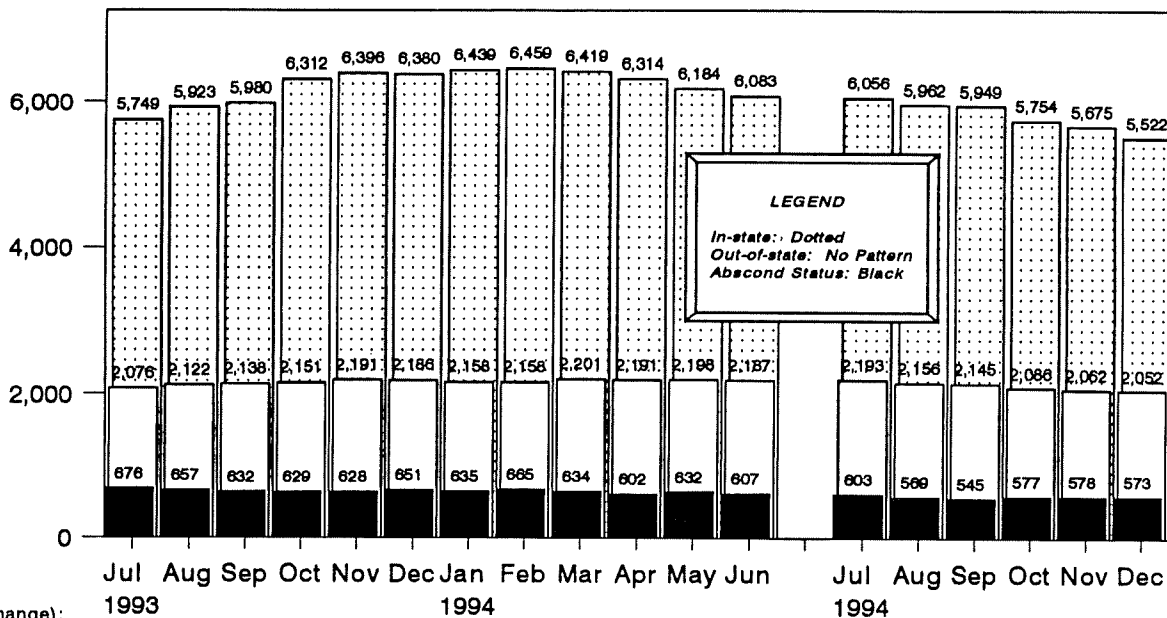


	1985	1986	1987	1988	1989	1990	1991	1992	1993	1994
State	2221	2272	2748	3104	3662	4933	5512	5621	5727	6083
Out-of State	626	715	932	1076	1423	1644	1940	1950	2044	2187
Abscond Status	290	356	363	409	396	539	599	642	686	607

As of June 30 each year

- **In-state Population:** Number of Kansas offenders under post-incarceration supervision in Kansas and compact cases supervised in Kansas has more than doubled since 1987.
- **Out-of-state Population:** Number of Kansas offenders supervised in other states under compact has more than doubled since the late 1980s.
- **Abscond Status:** Number increased steadily through FY 1993. However, at the end of FY 1994 there were 79 (12%) fewer absconders than at the end of FY 1993. During FY 1994, the Department assigned seven "Special Enforcement Officers" to be responsible for locating and arresting offenders who abscond supervision or in some other fashion violate the conditions of release. It is probable that the work of this group has contributed significantly to the reduction in the number of absconders.

Components of the End-of-month Population Under Post-incarceration Management: FY 1994 and 1995 To-date (Through 12-1994), by Month*



In-state Population (Change):

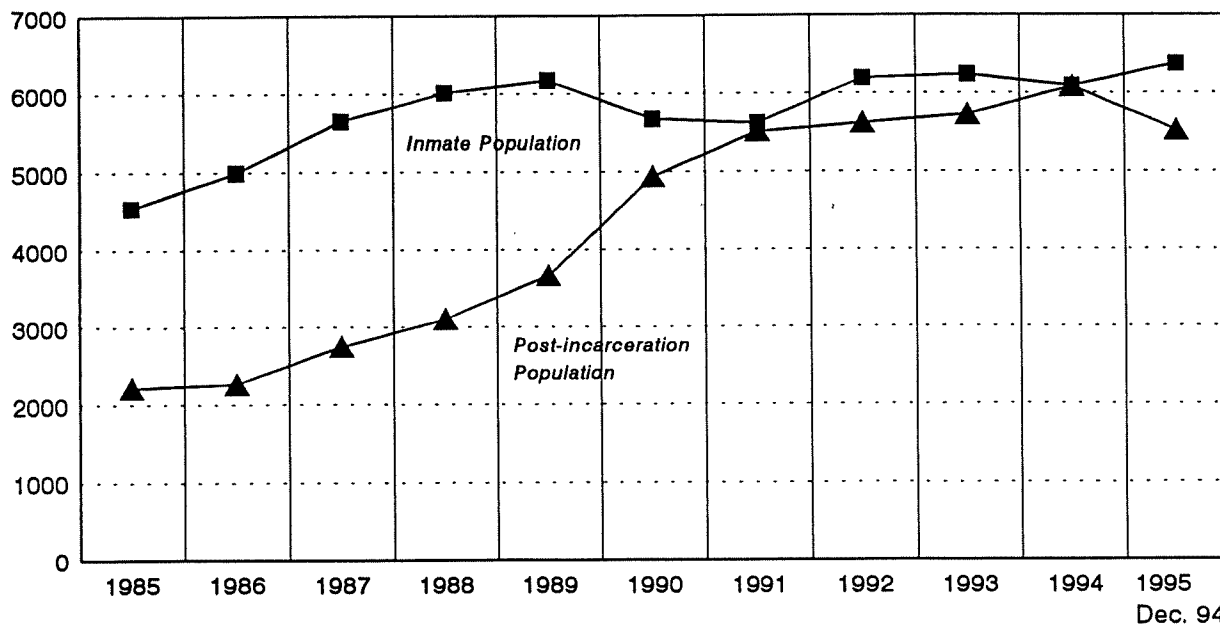
	Jul 1993	Aug 1993	Sep 1993	Oct 1993	Nov 1993	Dec 1993	Jan 1994	Feb 1994	Mar 1994	Apr 1994	May 1994	Jun 1994	Jul 1994	Aug 1994	Sep 1994	Oct 1994	Nov 1994	Dec 1994
Change From Prev. Mo.	22	174	57	332	84	-16	59	20	-40	-105	-130	-101	-27	-94	-13	-195	-79	-153
Change From June, 1993	22	196	253	585	669	653	712	732	692	587	457	356	329	235	222	27	-52	-205

*In-state population is comprised of Kansas offenders supervised in Kansas and out-of-state offenders supervised in Kansas. Out-of-state population is comprised of Kansas offenders supervised out-of-state. Those on abscond status have active warrants (whereabouts unknown).

- After a relatively long period of stability, the number of offenders on post-incarceration supervision (combined in-state caseload and those under out-of-state supervision) increased in FY 1994, peaking at 8,620 in March, 1994 (11% higher than at the end of FY 1993). By December, 1994, it had decreased to 7,574.
- The large influx of offenders to post-incarceration supervision resulted primarily from the application of the retroactive provisions of the Kansas Sentencing Guidelines Act which became effective on July 1, 1993. The recent large decreases in the size of this group resulted primarily from those same offenders reaching the ends of their determinate periods of post-release supervision.
- At the end of December, 1994, there were 78 (12%) fewer absconders than there were a year earlier (i.e., at the end of December, 1993). It is likely that the activities of the "Special Enforcement Unit" played a significant role in reducing the number of absconders.

2-71

ma and Post-incarceration Populations Under Supervision (In-stat End-of-year FY 1985 - 1994, and FY 1995 To-date*

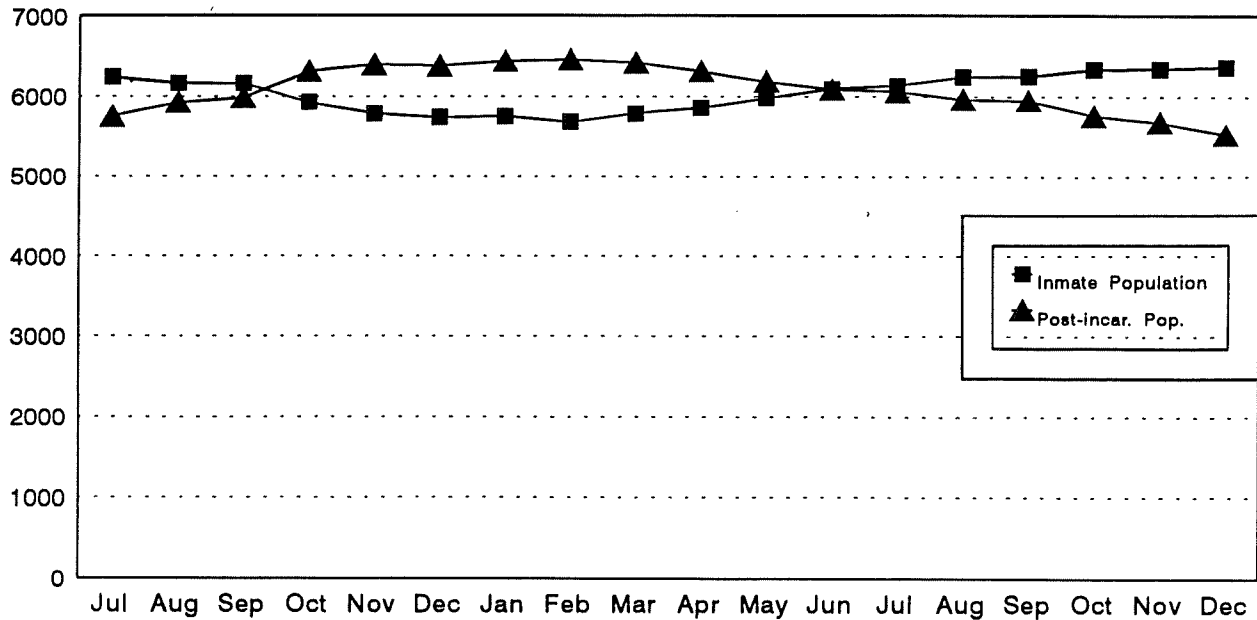


Inmate Population	■	4538	4991	5654	6013	6172	5677	5619	6193	6240	6091	6369
Post-incar. Pop.	▲	2221	2272	2748	3104	3662	4933	5512	5621	5727	6083	5522

*As of the end of the fiscal year (June 30) except FY 95, which is as of December 31, 1994.

- The December 31, 1994 inmate population of 6,369 is over 50% greater than the June 30, 1984 population of 4,033.
- The post-incarceration population at 5,522 on that date, although having decreased considerably in size in recent months, is more than double the size of the 1984 population of 2,127.
- Note that the term "post-incarceration population" is used to encompass the traditional "parole population" (Kansas offenders on parole/conditional release in Kansas and compact cases supervised in Kansas), as well as offenders released under the provisions of the Kansas Sentencing Guidelines Act who are serving a determinate period of post-release supervision.

Month-end Inmate Population and Post-incarceration Population Under In-state Supervision: FY 1994 and FY 1995 (Through December, 1994)



	Jul	Aug	Sep	Oct	Nov	Dec	Jan	Feb	Mar	Apr	May	Jun	Jul	Aug	Sep	Oct	Nov	Dec
Inmate Population	6239	6163	6159	5922	5784	5732	5742	5677	5785	5854	5978	6091	6133	6244	6249	6338	6344	6369
Post-incar. Pop.	5749	5923	5980	6312	6396	6380	6439	6459	6419	6314	6184	6083	6056	5962	5949	5754	5675	5522

1993

1994

1994

*Figures reflect end-of-month population; June 30, 1993 figures were 6240 (inmate) and 5727 (post-incarceration).

- During FY 1994, the inmate population decreased by 149 (an average monthly decrease of about 12) while the post-incarceration population under supervision in Kansas increased by 356 (an average monthly increase of 30). Note that during the year, the month-end inmate population reached a low of 5,677 and the post-incarceration population peaked at 6,459 -- both in February, 1994. The pattern of change observed in offender population levels coincides with the application of the retroactive provisions of the Kansas Sentencing Guidelines Act of July 1, 1993.
- During the first six months of FY 1995, the inmate population increased by 278 (an average increase of 46 per month), while the post-incarceration population under in-state supervision decreased by 561 (an average decrease of 94 per month).

2-73

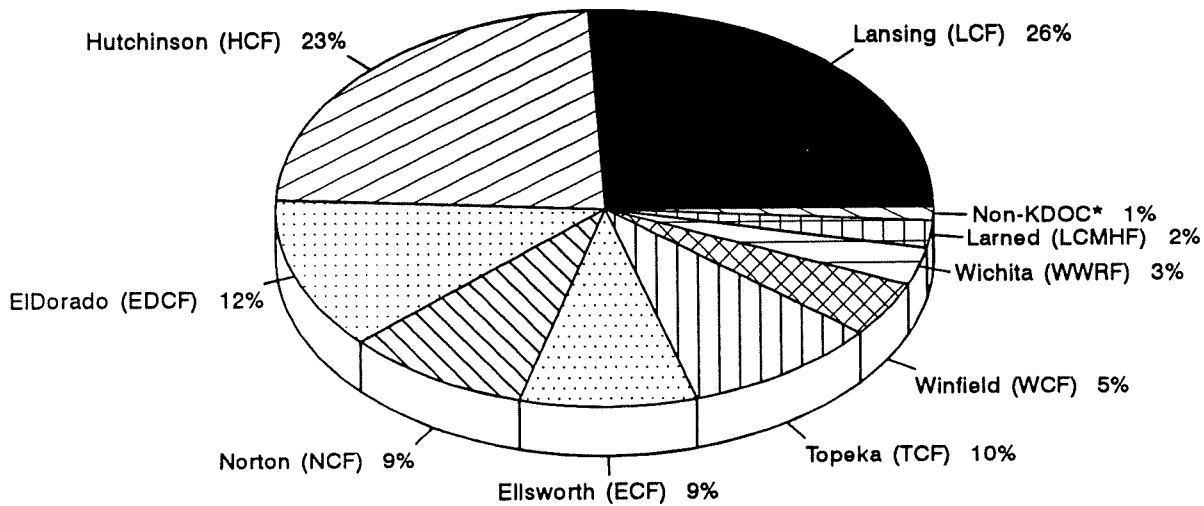
Offender Characteristics

2-74

December 31, 1994 Inmate Population, by Location

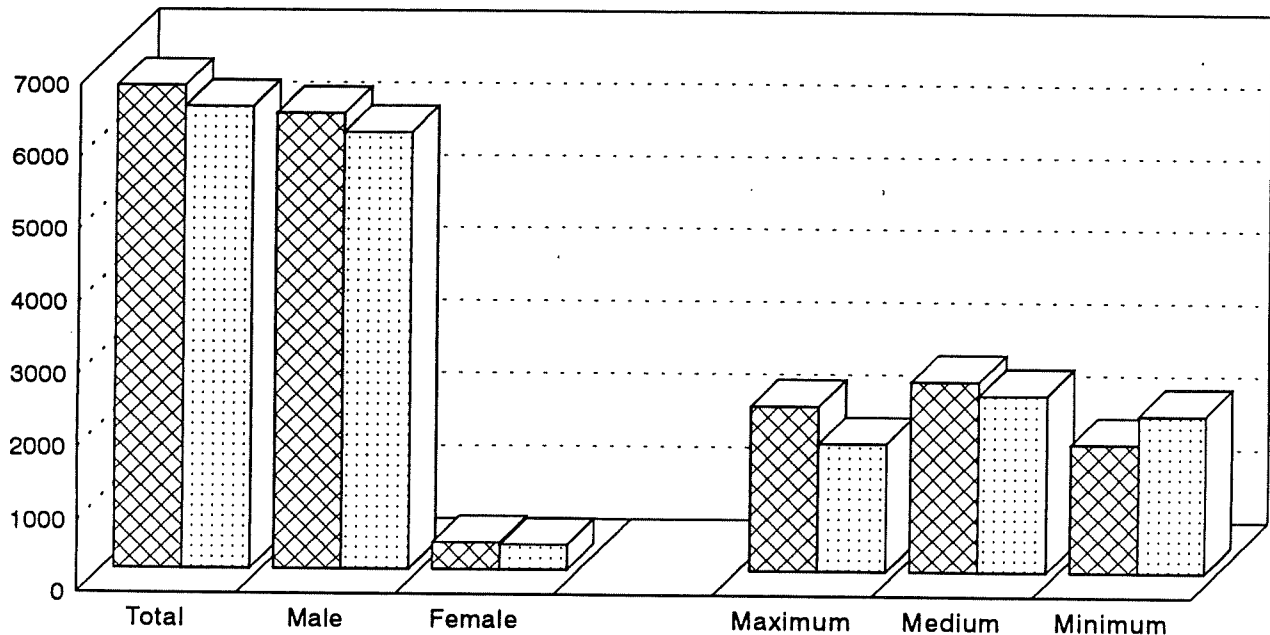
Correctional Facility	Number of Inmates
KDOC Facilities	
Lansing Correctional Facility	1,640
Hutchinson Correctional Facility	1,494
El Dorado Correctional Facility	793
Norton Correctional Facility	581
Ellsworth Correctional Facility	552
Topeka Correctional Facility	613
Winfield Correctional Facility	288
Wichita Work Release Facility	194
Larned Corr. Mental Health Fac.	144
Subtotal: KDOC Population	6,299
Non-KDOC Facilities	
Larned State Hospital	56
Contract Work Release	5
Contract Jail Placements	9
Subtotal: Non-KDOC Placements	70
Total: All Facilities/Placements	6,369

Population Distribution



*Non-KDOC includes Larned State Hospital, contract jail, and contract work release placements.

December 31, 1994 Facilities Capacity vs. Inmate Population By Sex and Security/Custody Designation



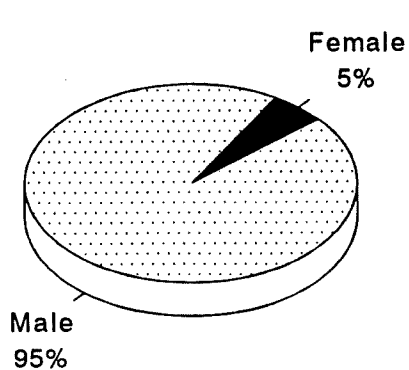
	Total	Male	Female		Maximum	Medium	Minimum
Capacity	6655	6279	376		2271	2614	1770
Population	6369	6020	349		1769	2433	2167

- Total inmate population is at 96% of capacity.
- The male population is at 96% of capacity designated for males and the female population is at 93% of capacity designated for females.

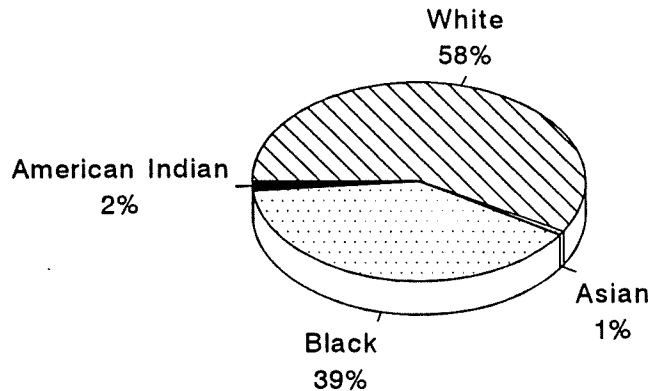
2-76

Demographics

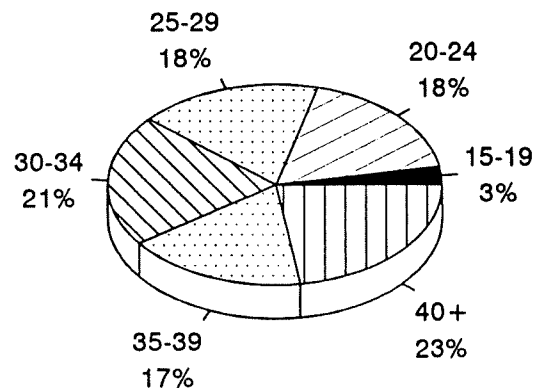
December 31, 1994 Inmate Population (N=6,369)



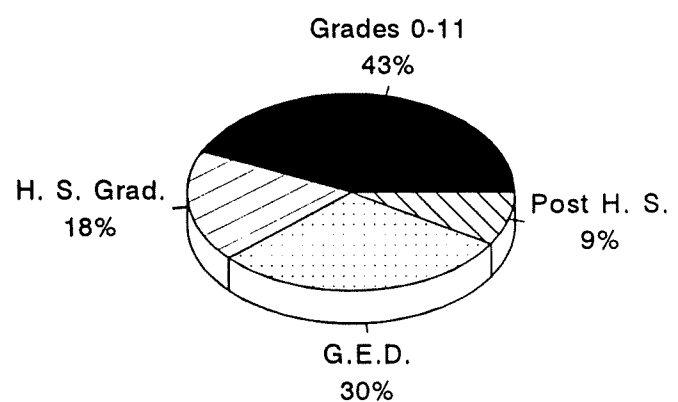
Sex



Racial/Ethnic Group



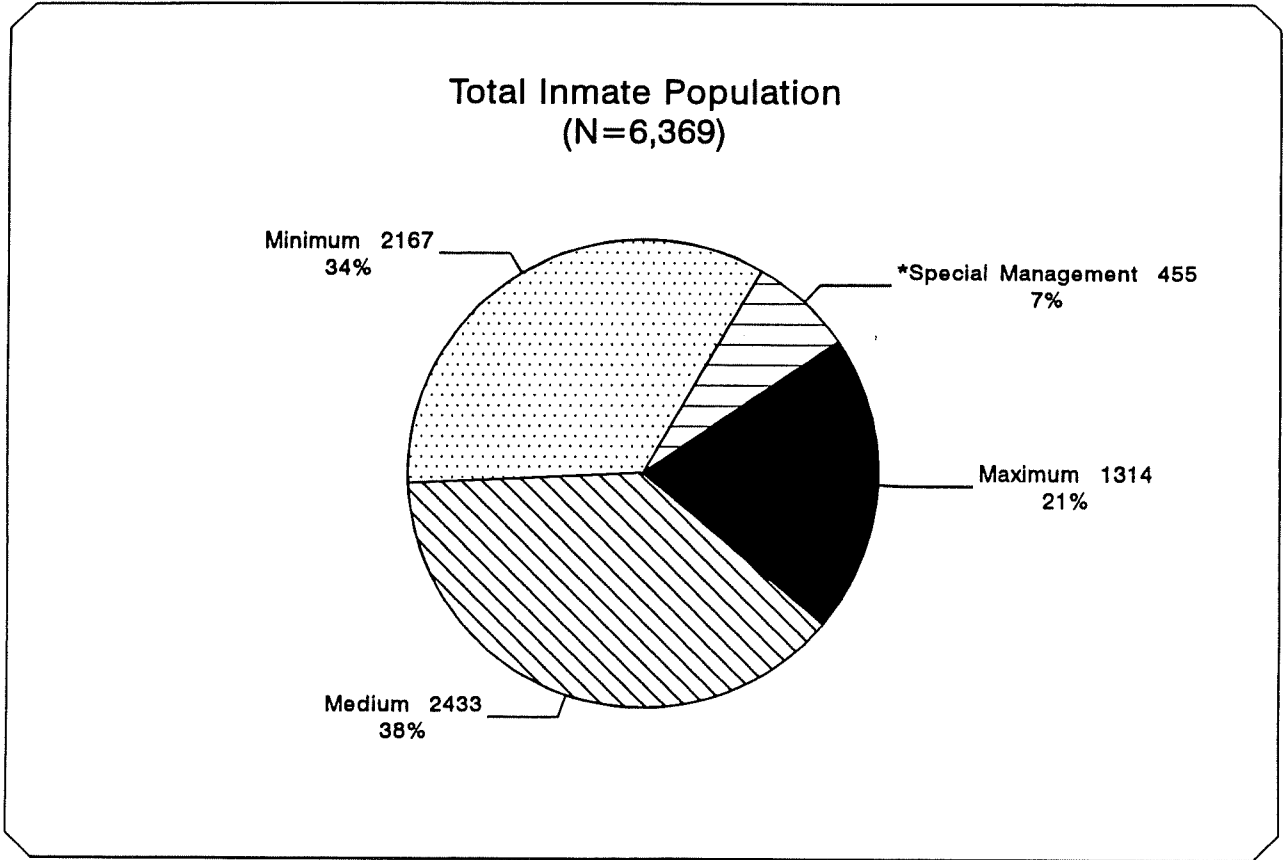
Current Age



Education Level
(At Time of Admission)

2-77

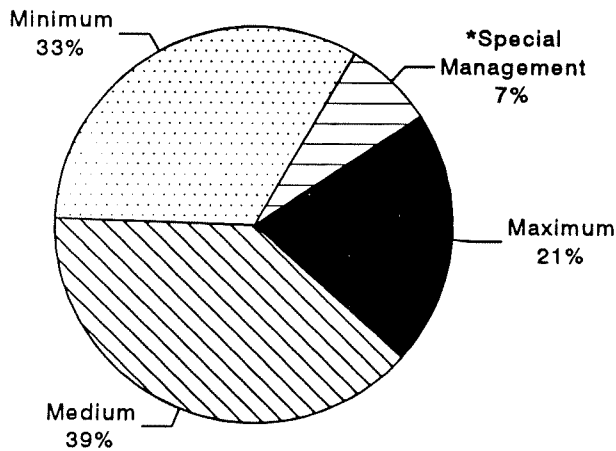
December 31, 19... Inmate Population by Custody Classification



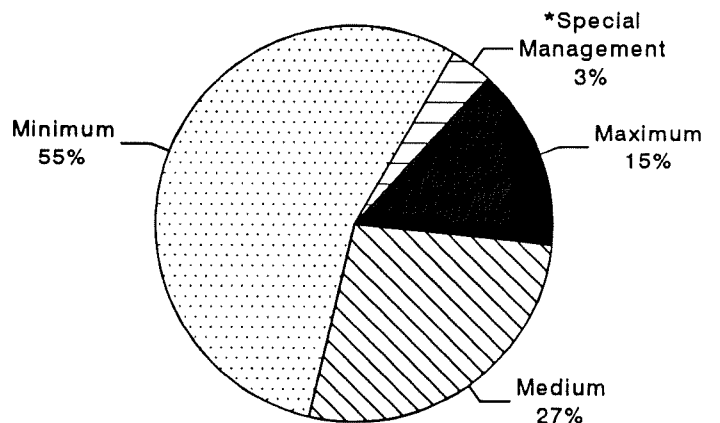
*Special management inmates are those in administrative and disciplinary segregation.

Comparison by Gender

Male Population (n=6,020)



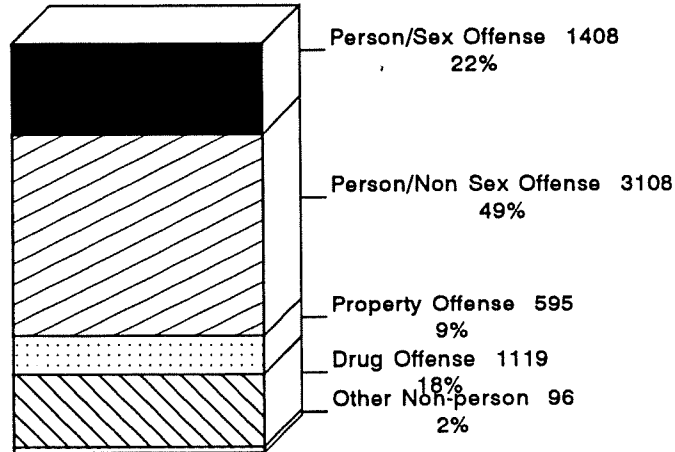
Female Population (n=349)



- Compared to the male population, the female population had proportionately more offenders in the minimum custody classification and fewer in the remaining classifications, especially medium custody.

December 31, 1994 Inmate Population by Type of Crime (Overall Most Serious Offense)*

**Total Inmate Population
(N=6,369)**

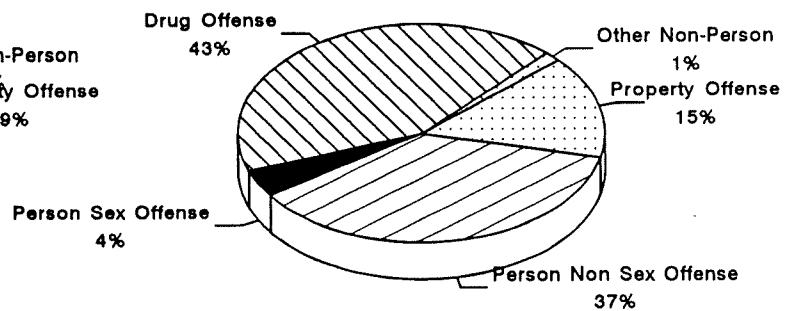
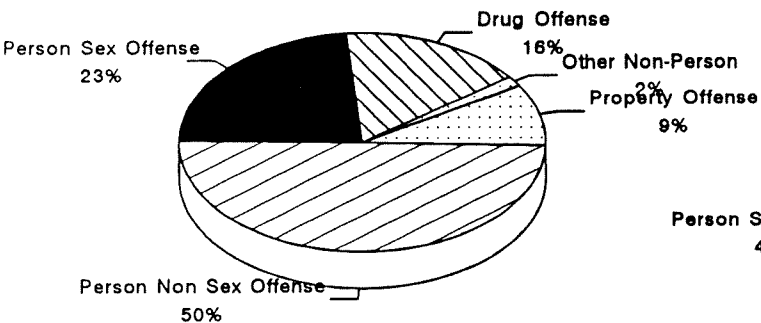


*Overall most serious of all the active offenses for each inmate (offense information not available in useable format for 43 offenders).

Comparison by Gender

**Male Population
(n=6,020)**

**Female Population
(n=349)**



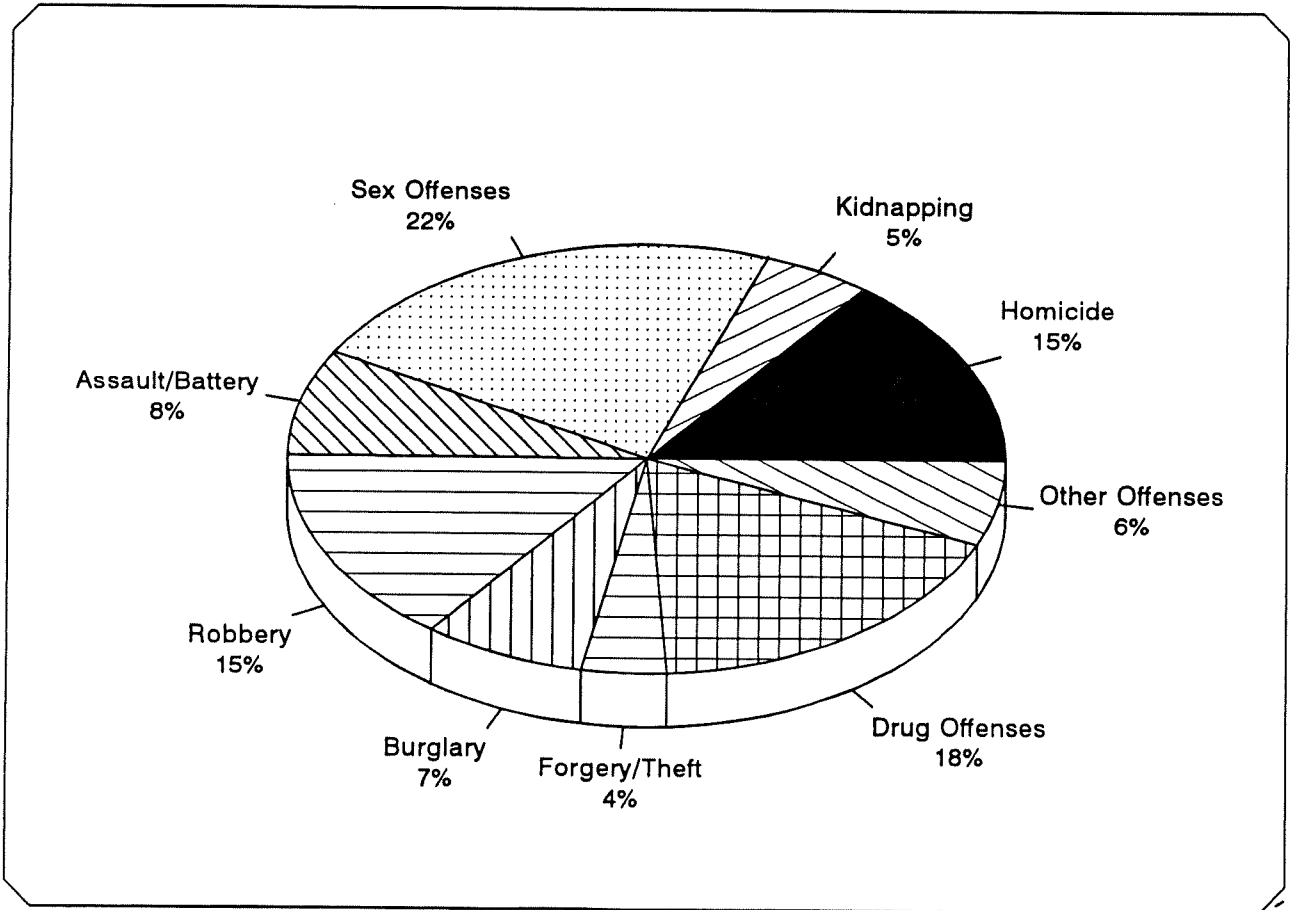
- Male Population
 - Distributed essentially the same as the total population
 - Over two-thirds (73%) with person crimes, compared to 41% for females
- Female Population
 - Well over one-third (43%) of the women with drug offenses, compared to 16% of the men

2-79

December 31, 1994 Inmate Population by Offense Groupin (Overall Most Serious Offense)*

	Number	Percent
Homicide	931	15
Kidnapping	308	5
Sex Offenses	1,408	22
Assault/Battery	512	8
Robbery	944	15
Burglary	461	7
Forgery/Theft	243	4
Drug Offenses	1,119	18
Subtotal	5,926	94
Other Offenses	400	6
Total	6,326	100
Info. Unavail.	43	
Grand Total	6,369	

*Defined as the most serious offense for which the inmate is serving. Included are attempt, conspiracy, and solicitation to commit. Note that the corresponding information in earlier reports pertained to the "controlling minimum offense," which is not necessarily the most serious offense.



2-PO

Offender Programs and Services

281



OFFENDER PROGRAMS and SERVICES

The Department provides direct program services to inmates and parolees. The underlying objective common to all offender programs is to better equip the offender for a successful return to the community by providing appropriate educational, treatment and work opportunities. By contracting with various service providers, the Department receives professional services from those who specialize in the particular service area. Departmental staff provides program oversight, monitor contract compliance, and evaluates program effectiveness.

The following contracts for programs and services are currently in effect:

Program Area	Vendor	Amount (FY 1995)	Contract Length
Medical/Mental Health Services	Prison Health Services (PHS)	\$ 15,188,311	5 years
Employee Physicals	PHS	120,750	5 years
Medical Services Management	University of Kansas Medical Center	131,000	1 year
Facility Based Substance Abuse Treatment	EMSA Limited Partnership/ Correctional Care	710,600	5 years
ECF Substance Abuse Treatment	Life Sciences Institute	274,766	3 years
Substance Abuse Assessment (RDU)	Healing Center	79,344	1 year
Community Based Substance Abuse Treatment	Mirror, Inc.	2,038,858	5 years
Academic, Vocational Education	North Central Kansas AVTS	4,223,953*	5 years
Educational Assessment	Southeast Kansas Education Service Center	120,402	5 years
Special Education	Southeast Kansas Education Service Center	460,397	5 years

282

Program Area	Vendor	Amount (FY 1995)	Contract Length
Facility Sex Offender Treatment	DCCCA	1,100,000**	5 years
Field Sex Offender Treatment	DCCCA	200,000	1 year
Women's Activity & Learning Center	None	32,080	None
Battered Women's Program	Topeka YWCA	7,000	1 year
Battered Women's Work Release	Topeka Halfway House	40,150	1 year
Field Mental Health - KU	University of Kansas	87,075	1 year
Field Mental Health - ESU	Emporia State University	16,000	1 year
Halfway House Services	Outside Connections	182,792	2 years
Visitors' Centers	Outside Connections	252,523	1 year
Cognitive Based Interventions	Various***	150,000	None

*This figure includes state general funds as well as two sources of federal funds.

** This figure represents total funds allocated for this purpose. At this time a new contract is being negotiated with DCCCA and has not yet been finalized, so cost figures are not firm.

*** These costs go for training, supplies , etc. of KDOC staff. The Department is experimenting with several models to determine which are most effective. KDOC staff are trained to deliver these services which are designed to focus on decision making processes of the offender population.

Other areas that are targeted for implementation during this fiscal year are expansion of halfway house beds, primarily in the Wichita area, and the training of KDOC staff in a case management model known as Strengths Based Case Management. This model, developed at the University of Kansas, has been successfully utilized with a number of populations including the mentally ill. The combination of Strengths Based Case Management and the cognitive intervention models that staff will learn should give them a set of skills and strategies to enable them to better manage the offender population while incarcerated and better prepare them for release.

Note on contract length: The length of the contract indicated is the maximum length of the contract period. In reality, all contracts negotiated are a series of one year contracts, because of the provisions of state budgeting.

283

Offender Programs and Services

Academic Education

Academic education programming provides a curriculum that relates basic learning skills to specific performance competencies required of adults for successful employment and independent, responsible community living. The primary objectives of the KDOC academic education programs are:

- To equip the participants with the prerequisite learning skills and knowledge necessary to meet the expectations and demands of employment and/or further learning, treatment, or counseling opportunities within the correctional facility or community. (This corresponds to the Employable Level of the Kansas Competency System Assessment that the Department incorporated into its education programs during FY 1994.)
- To equip the participants with a set of complex information processing skills that will enable them to perform more advanced literacy tasks required of adults in meeting the demands of work and community environments, including attainment of the GED credential if appropriate.

The primary methodology is to:

- Identify the literacy task deficiencies of the individual student
- Provide appropriate learning activities to remedy the task deficiencies
- Measure and certify participant competency in performing these tasks

Academic education programs are provided on an open enrollment basis through contract with a state accredited educational organization. They provide for individualized assessment and instruction and competency-based progression.

Academic education programming addresses the educational needs of inmates from the basic literacy level through the high school or secondary level. On a very limited basis, inmates are provided access to post-secondary educational opportunities, which enable inmates to earn college level credit.

The academic education contract provides for both full time and part-time slots in both Literacy and GED programs. During FY 1994 these programs enrolled over 2,700 inmates and maintained an average daily enrollment of 202 full-time equivalency (FTE) Literacy participants and 109 FTE GED participants. Over 850 participants completed the Literacy program and 355 participants obtained a General Educational Development (GED) certificate.

Special Education

The purpose of the special education program is to identify inmates with special learning problems and provide appropriate services to assist them in meeting the completion requirements of the education and vocational programs provided by the KDOC. By providing this program, the state of Kansas is able to maintain compliance with all relevant state and federal laws, regulations, and standards which govern the delivery of special education services.

The Special Education Program is comprised of:

- Initial screening and identification of special needs inmates under age 22
- Comprehensive evaluation and assessment of the learning needs of those identified as having special needs during the initial screening
- Development of an individual program prescription
- Appropriate program design and delivery

Offender Programs and Services

The initial screening and identification of needs takes place at the Topeka Correctional Facility-Reception and Diagnostic Unit as a part of the initial evaluation and classification process. The comprehensive evaluation and assessment, as well as the delivery of the program for those in need, takes place at the Lansing Correctional Facility.

For FY 1994, 78 inmates were evaluated for special education needs of whom 51 were found to be eligible for special education services. During the period, the average daily enrollment in the program was 19.

Vocational Education

The purpose of the vocational education programs is to provide comprehensive and occupationally viable training to help inmates acquire marketable job skills and develop work attitudes conducive to successful employment. Any inmate who does not have a work history including stable employment and marketable work experience, or who does not have previous vocational training in a viable occupational area is eligible for vocational programming. All vocational programs provide competency-based evaluation and individualized instruction.

Among the programs offered are:

- Auto Body
- Barbering
- Business Occupations
- Cabinetmaking
- Employment Relations
- Horticulture
- Machine Shop
- Sheet Metal
- Utility Maintenance
- Auto Mechanics
- Building Maintenance
- Construction
- Trades and Industry Training
- Drafting
- Food Services
- Floraculture
- Welding

During FY 1994, the average daily enrollment in the vocational education programs was 335 with a total enrollment of 1,220. 358 vocational participants completed program requirements and received certificates.

Substance Abuse Treatment

The purpose of the program is to provide offenders with a continuum of treatment services that assists them in overcoming their dependence on and abuse of alcohol and/or drugs. The Department offers several levels of substance abuse treatment services to offenders. Individual treatment planning and needs assessment allow for placement into the program or combination of programs most appropriate for each offender.

Inmate Programs

- ADAPT--Alcohol and Drug Addiction Primary Treatment - an open ended intensive, dual track (primary and relapse prevention) substance abuse treatment program that averages 45 days in length and provides at least 40 hours a week of structured activities. At least 10 of these hours are spent in group and individual counseling sessions. ADAPT programs also offer aftercare.
- CDRP--Chemical Dependency Recovery Program - an intensive, primary treatment program which provides a 24-hour therapeutic setting for inmates whose history of substance abuse demonstrates the need for such a treatment environment. The program provides a minimum of 40 hours per week of structured activities that emphasize individual and group counseling.

2-85

Offender Programs and Services

Parole Programs

- Community Based Intermediate Treatment - serves parolees whose current behavior or history of substance abuse demonstrates that they need an intensive primary treatment environment. This program provides an open entry/open exit, residential, community-based, 24-hour per day therapeutic setting. The treatment cycle averages 45 days.
- Community Reintegration Treatment - provides 24-hour per day open entry residential living for parolees in need of a supportive environment to continue their substance abuse recovery. The treatment provides alcohol and drug counseling, discharge planning and job development. The average length of residence is 90 days.
- Day Treatment - provides intensive primary treatment for parolees on an outpatient, half-time basis. This program is designed for parolees who are employed, and otherwise stable, but whose substance abuse history demonstrates a need for primary treatment.
- Outpatient Counseling - provides non-residential, substance abuse counseling. The program offers individual and group counseling, crisis intervention and alternative life style counseling, and referral services.

In serving the treatment needs of the offender population during FY 1994, approximately 2,097 inmates received substance abuse treatment. In FY 1994, the number of parolees served by each type of treatment program was as follows: 749 intermediate treatment, 600 reintegration, 87 outpatient treatment, and 829 outpatient counseling.

Sex Offender Treatment

Starting January 15, 1995 a major shift to a three phase system approach of evaluating and treating all sexual offenders committed to the custody of the Secretary of Corrections will be implemented. The program starts with a 90 day assessment, in-depth evaluation and introductory treatment phase which, if successfully completed, is followed by a 12 month, 20 hour per week, intensive educational/therapeutic/relapse prevention treatment program involving both group and individual sessions. The third phase, transition and aftercare planning, lasts for 90 days and requires that the inmate establish a community based support system parole plan. Candidates for the program are inmates who have been convicted of a sex offense or a sexually motivated offense. Each candidate must request to participate in the program and agree to complete specific requirements in each phase of the program in order to receive a decision of successful completion. During FY 1994, SOTP served 355 participants and 149 completed the program.

Health Care Services

The Department is responsible for the provision of health care services to include medical, dental, optometric, special diets, and related support services for the inmate population. Since December 1988, provision of all health care services to inmates has been managed by a private firm under contract with the Department. Additional specialized services are provided through agreements of the contractor with area providers such as hospitals, clinics, medical specialists and laboratories. The Department's goal is to provide a qualified provider of health care services who can manage and operate the health care services program at full capacity and in a cost-effective manner which delivers high quality health care services while maintaining American Correctional Association and National Commission on Correctional Health Care standards for accreditation.

Offender Programs and Services

Mental Health Services

Inmate Programs

A comprehensive program of mental health services is provided for incarcerated offenders. This program is the Department's long-term plan for handling mentally ill inmates and has been approved by the Court in Porter v. Finney (see page 3.2) The program provides five distinct levels of care that, except for psychiatric hospitalization, are provided through a private contractor. The five levels of care are:

- **Acute care** is for those inmates whose mental condition requires treatment in a psychiatric hospital setting. Acute care is provided at the Larned State Hospital operated by the Kansas Department of Social and Rehabilitation Services.
- **Extended care** is for those inmates who, because of their mental illness, are unable to adapt to the environment of a traditional correctional facility and require a step down from acute care treatment. Extended care is provided at Larned Correctional Mental Health Facility. For these inmates eventual return to the general prison population is the goal through a program designed to prepare them for their return to the general population of a correctional facility.
- **Transitional care** is a program of ongoing maintenance for those mentally ill inmates who have completed the LCMHF program of extended care. It is intended to support the successful transition to a correctional facility's general inmate population. This level of care is provided for males at the Lansing, Hutchinson, and El Dorado facilities. Females who have completed treatment at Larned State Hospital receive transitional care at the Lansing and Topeka facilities.
- **Outpatient care** is commonly referred to as mental health counseling and is available at all facilities.
- **Crisis intervention care** is that level of mental health care necessitated by events and circumstances encountered by inmates. This level of care is short-term in nature and is available at all facilities.

Parole Programs

Offenders on parole have access to a broad spectrum of mental health services in the community. While the offender is in most cases responsible for payment, the KDOC does contract with community providers for a limited amount of outpatient care for offenders on parole.

Other Inmate Programs

- **Inmate Family Reintegration Services**, also known as the Women's Activities and Learning Center (WALC) - a program to improve the parenting skills of female offenders who are mothers and grandmothers; and to provide them with the opportunity to visit with their children in an environment that is more "home-like" than the regular visiting area. In addition to availability of private visiting rooms, program services include classes, workshops, and support groups which address parenting issues. Prenatal counseling, parenting, child development, and nutrition programs are available to female inmates at the Topeka and Lansing Correctional Facilities. For WALC visits, a child must be the inmate's natural, adopted, or stepchild. Currently, there is a DADS program available to male inmates at TCF which addresses the same issues.
- **Second Chance** - a program to provide intensive counseling for female offenders who have experienced abusive situations either as a child or as an adult. The Second Chance program is an eight-week group therapy program for females at Topeka Correctional Facility. The program is designed to be an intensive group experience that examines the women's past involvement in abusive relationships and how this history is apt to result in their continued involvement in abusive, dependent relationships.

287

Offender Programs and Services

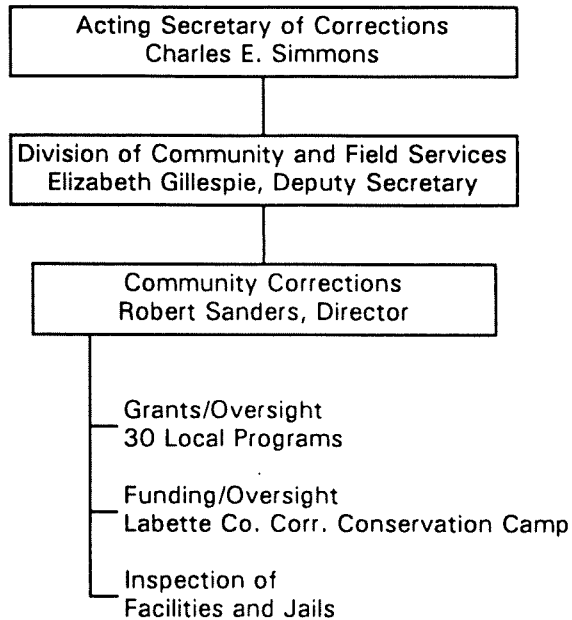
- **Self-Help Programs** - programs to provide inmates with the opportunity for special group and individual support organizations for self-development and assistance. Kansas inmates participate in numerous self-help or special purpose organizations and groups. These groups are not sponsored or supported financially by the Department, but their activities are subject to facility guidelines and supervision. Included among these programs are Alcoholics/Narcotics Anonymous, Native American Culture Group, Stop Violence Coalition and the Jaycees.

Community Corrections

2-89

KANSAS DEPARTMENT OF CORRECTIONS

Community Corrections





COMMUNITY CORRECTIONS PROGRAM LOCATIONS

Atchison Co. Community Corrections

Martha Campbell, Director
P. O. Box 348
Atchison, KS 66002-0348
913-367-7344
FAX 913-367-0227

4th District Comm. Corrections

Clarence Raines, Director
1418 South Main, Suite 3
Ottawa, KS 66067-3543
913-242-1092
FAX 913-242-6170

Riley Co. Community Corrections

Frank McCoy, Director
105 Courthouse Plaza
Manhattan, KS 66502-6017
913-537-6380
FAX 913-537-6398

Southeast KS Comm. Corrections

Peggy Lero, Director
Colonnade Building
613E North Broadway
Pittsburg, KS 66762
316-232-7548
316-232-7540
FAX 316-235-1215

13th Dist. Comm. Corrections

Chuck McGuire, Director
Smith Bldg., Suite 112
226 West Central
El Dorado, KS 67042-2146
316-321-6303
FAX 316-321-1205

Shawnee Co. Comm. Corrections

Dina Hales, Director
712 South Kansas, Suite 3E
Topeka, KS 66603
913-233-8856
FAX 913-233-8983

5th District Comm. Corrections

Gary Marsh, Director
618 Commercial
Emporia, KS 66801-3902
316-342-4950 Ext. 463
FAX 316-342-2743

22nd District Comm. Corrections

Frank McCoy, Director
112 North 7th
Hiawatha, KS 66434
913-742-7551

12th Judicial District

John Burchill, Director
419 West Ash
Salina, KS 67401
913-826-6590
913-243-8169 (Concordia)
FAX 913-826-6595

Montgomery Co. Comm. Corrections

Kurtis Simmons, Director
P. O. Box 11
Coffeyville, KS 67337
316-331-6631 (Independence)
316-251-7531 (Coffeyville)
FAX 316-331-2619

2nd Judicial Comm. Corrections

Dina Hales, Director
712 South Kansas, Suite 3E
Topeka, KS 66603
913-233-8856

B/L/M Comm. Corrections

Gene Bonham, Director
211 North Silver
Paola, KS 66071-1661
913-294-2997
FAX 913-294-3028

9th District Comm. Corrections

Jeff A. Usher, Director
500 Main Place, Suite 204
Newton, KS 67114
316-241-8395 (McPherson)
316-283-8695 (Newton)
FAX 316-241-1539 (McPherson)
FAX 316-283-3753 (Newton)

Saline Co. Comm. Corrections

John Burchill, Director
419 West Ash
Salina, KS 67401-2719
913-826-6590
FAX 913-826-6595

Northwest KS Comm. Corrections

Bob Leiker, Director
1011 Fort
Hays, KS 67601-0972
913-625-9192
FAX 913-625-9194

Santa Fe Trail Comm. Corrections
Kevin Goble, Director
100 Gunsmoke
P. O. Box 197
Dodge City, KS 67801-0197
316-227-4564
FAX 316-227-4686

24th District Comm. Corrections
Robert Ziemer, Director
606 Topeka
Larned, KS 67550-3047
316-285-3128
FAX 316-285-3120

South Central Comm. Corrections
David Wiley, Director
P. O. Box 8643
Pratt, KS 67124-8643
316-672-7875
FAX - 316-672-7338

Johnson Co. Community Corrections
Mike Youngken, Director
135 South Kansas
Olathe, KS 66061-4434
913-829-5000
FAX 913-829-0107
FAX 913-829-0038

Wyandotte Co. Community Corrections
Joe Ruskowitz, Director
2824 Roe Lane
Kansas City, KS 66103-1543
913-362-7666
FAX 913-362-7933

Cowley Co. Comm. Corrections
Phillip Lockman, Director
120 West 12th
Winfield, KS 67156
316-221-3454 (Office)
316-221-4066 Ext. 319
FAX 316-221-3693

25th District Comm. Corrections
Tad Kitch, Director
601 North Main, Ste. A
Garden City, KS 67846-5456
316-272-3630
FAX 316-272-3635

Sumner Co. Community Corrections
Louis Bradbury, Director
120 East 9th
Wellington, KS 67152-4098
316-326-8959
FAX 316-326-8950

Leavenworth Comm. Corrections
Mike Kitchens, Director
Harvey House, 2nd Floor
624 Olive
Leavenworth, KS 66048-2600
913-684-0775
FAX 913-684-0764

8th District Comm. Corrections
Jim Murphy, Director
1503 North Washington
Junction City, KS 66441
913-762-8801
FAX 913-762-8807

Central KS Comm. Corrections
Terry Younkin, Director
Court Services Building, Suite 1
1300 Kansas Street
Great Bend, KS 67530
316-793-1940
FAX 316-793-1893

Reno Co. Community Corrections
Craig Daniels, Director
400 West 2nd, Suite B
Hutchinson, KS 67501-5212
316-665-7042
FAX 316-669-1017

Douglas Community Corrections
Elaine Hicks, Director
11th & Massachusetts, 3rd Floor
Lawrence, KS 66044-3096
913-842-8414
FAX 913-842-8455

Sedgwick Co. Comm. Corrections
Ken Hales, Director
905 North Main
Wichita, KS 67203-3608
316-383-7003
FAX 316-263-5809

Cimarron Basin Authority
Mike Howell, Director
504 North Kansas
Liberal, KS 67901
316-626-3284
FAX 316-626-3279

Community Corrections

History

Community Corrections in Kansas was established through enactment of K.S.A. 75-5290 by the 1978 Legislature. Patterned after the Minnesota Community Corrections Act, Community Corrections in Kansas was intended to provide alternatives to both incarceration and new prison construction. During the first ten years following passage, the Act was amended twelve times. Initially Community Corrections was optional and counties were not required to establish community corrections programs. With the adoption of Senate Bill 49 in 1989, the 89 counties not previously participating in community corrections were required to establish community corrections programs -- either singly, in groups, or by contracting with other programs.

Scope of Services

Each year local community corrections programs must develop a comprehensive plan that sets forth its objectives and projected services. To receive funding, the plan must be approved by the local advisory board, the board of county commissioners, and the Kansas Department of Corrections. A variety of programs and services designed to provide the court with additional sentencing options for certain adult and juvenile offenders qualify for grant funds. Most commonly funded are:

- **Adult Intensive Supervision** is a community based sanction for offenders who require increased supervision, frequent monitoring, and intensive rehabilitative services. Services such as individualized case plans, random drug testing, electronic monitoring, community service work, restitution monitoring, and an array of treatment services are provided.
- **Day Reporting Center** is a highly structured community based sanction that provides a range of services coordinated from a central location. Intensive rehabilitative services such as: job readiness, literacy enhancement, substance abuse evaluations, substance abuse education, individual and group counseling, and life skills are provided. The Day Reporting Center provides opportunities for daily contact and monitoring of the offenders' activities and whereabouts in the community.
- **Adult residential programs** are community based, structured minimum security correctional environments which ensure offender accountability and provide assistance to offenders in developing good work habits. Services such as substance abuse treatment, employment training and other education/training opportunities may be a part of the residential program.
- **Juvenile intensive supervision** provides for individualized case planning, frequent monitoring, and rehabilitative services for juvenile offenders assigned to community based supervision. Emphasis is placed on parental participation, academic achievement, vocational development, family preservation, and the coordination of community resources.

Activity Profile

- During FY 1994, 6,880 offenders were served by local community corrections programs.
- Community corrections expenditures in FY 1994 totaled \$12,095,223.85.
- On June 30, 1994
 - 3,221 offenders were under adult intensive supervision
 - 111 offenders were in adult residential programs
 - 250 offenders were in adult day reporting programs
 - 178 offenders were under juvenile intensive supervision
- The FY 1995 approved community corrections budgets total \$16,425,786.

JUVENILE COMMUNITY CORRECTIONS SERVICES OFFERED BY EACH AGENCY AS OF DECEMBER 13, 1994

Community Corrections Services	Atchison	Bourbon/Linn /Miami	Cimarron Basin	Cowley	Douglas	Johnson	Leavenworth	Montgomery	NW KS	Riley
Basic Juvenile Intensive Supervision Services										
Drug Testing	X	X	X	X	X	X	X	X	X	X
Electronic Monitoring	X	X	X	X	X	*	X		X	X
Surveillance	X	X	X	X	X			X	X	
Community Service Work	X	X	X	X	X	X	X	X	X	X
Mental Health Services	X	X	X	X	X	X	X	X	X	X
Substance Abuse Services	X	X	X	X	X	X	X	X	X	
GED/Life Skills	X	X	X	X	X	X	X	X	X	X
Limited Transportation Assistance	X	X	X		X	X			X	X
Limited Emergency Housing Assistance		X	X		X	X			X	X
Vocational/Educational Assistance	X	X	X	X	X	X	X	X	X	X
Juvenile Extended Services										
Juvenile Day Reporting Center Center (J-DRC)			X			*				
Project Stay In School					X					
Restitution Work Program							*			X
Contractual Day Reporting Services						X				
J-DRC Services through A-DRC Program		X								
Cognitive Skills Development							*			
Curfew School Enforcement							X			
Victims Restitution Program									*	
Sex Offender (Contractual)										

*In Planning or Developmental Stage

7.5

2-94

JUVENILE COMMUNITY CORRECTIONS SERVICES OFFERED BY EACH AGENCY AS OF DECEMBER 13, 1994

Community Corrections Services	Reno	Saline	Santa Fe Trail	Sedgwick	Shawnee	Sumner	SE KS	Wyandotte	2nd	
Basic Juvenile Intensive Supervision Services										
Drug Testing	X	X	X	X	X	X	X	X	X	X
Electronic Monitoring	X	X	X	X	X	X	X	X	X	X
Surveillance	X	X	X	X	X	X	X		X	X
Community Service Work	X	X	X	X	X	X	X	X	X	X
Mental Health Services	X	X	X	X	X	X	X	X	X	X
Substance Abuse Services	X	X	X	X	X	X	X	X	X	X
GED/Life Skills	X	X	X		X		X	X	X	X
Limited Transportation Assistance		X		X	X			X	X	X
Limited Emergency Housing Assistance	X	X						X		X
Vocational/Educational Assistance	X	X	X		X	X	X	X	X	X
School Based Probation Officer								x		
Juvenile Extended Services										
Juvenile Day Reporting Center (J-DRC)			X							
Project Stay In School										
Restitution Work Program							*			
Contractual Day Reporting Services				*						
J-DRC Services through A-DRC Program	X				X					
Cognitive Skills Development										
Curfew School Enforcement										
Victims Restitution Program										
Sex Offender (Contractual)										

7.6

2-95

*In Planning or Developmental Stage

JUVENILE COMMUNITY CORRECTIONS SERVICES OFFERED BY EACH AGENCY AS OF DECEMBER 13, 1994

Community Corrections Services	5TH	8TH	9TH	12TH	13TH	20TH	22ND	24TH	25TH	31ST
Basic Juvenile Intensive Supervision Services										
Drug Testing	X	X	X	X	X	X	X	X	X	X
Electronic Monitoring		X	X	X	X	X	X	X	X	X
Surveillance		*				X		X	X	X
Community Service Work	X	X	X	X	X	X	X	X	X	X
Mental Health Services	X	X	X	X	X	X	X	X	X	X
Substance Abuse Services	X	X	X	X	X	X			X	X
GED/Life Skills	X	*	X	X	X	X	X		X	X
Limited Transportation Assistance	X	X	X		X		X		X	
Limited Emergency Housing Assistance	X	X		X	X		X	X	X	X
Vocational/Educational Assistance	X	X	X	X	X	X	X			X
Juvenile Extended Services										
* Juvenile Day Reporting Center (J-DRC)		*								
Project Stay In School										
Restitution Work Program										
Contractual Day Reporting Services										
J-DRC Services through A-DRC Program										
Cognitive Skills Development										
Curfew School Enforcement										
Victims Restitution Program										
Sex Offender (Contractual)				*						

7.7

2-96

*In Planning or Developmental Stage

Facility and Jail Compliance Unit

History

Jail inspections in Kansas were established through the enactment of K.S.A. 75-5228 by the 1975 Legislature. Jail standards were originally mandatory, however, the 1976 Legislature amended K.S.A. 75-5228 and changed the standards to advisory jail standards. Jail inspections are conducted in accordance with K.S.A. 75-5228 to ensure that persons are not incarcerated in any correctional institution, jail, lock up or holding facility that is unsanitary, unsafe or a detriment to human life. The Facility and Jail Compliance Unit was transferred from the Facilities Management Division to the Community and Field Services Division in April 1993. The current Advisory Jail Standards were published in 1985 and are in the process of being reviewed and revised.

Scope of Services

There are two jail inspectors who perform jail inspections, inquire into jail complaints, and provide technical assistance for remodeling and new jail construction. The jail inspectors also conduct safety and health inspections at the 9 state correctional facilities, community residential centers and some half-way houses. Jail inspectors also assist in monitoring compliance of sight and sound separation of juveniles in adult jails, lock ups and holding facilities. Jail inspections are conducted annually at each jail, lock up and holding facility which are defined as the following:

- **Jail:** A facility operated by a unit of local government for the physical detention - one year or less - of persons charged with or convicted of criminal offenses.
 - **Lock up:** A facility operated by a unit of local government for the physical detention - seventy-two (72) hours or less - of persons charged with or convicted of criminal offenses.
 - **Holding Facility:** A facility operated by a unit of local government for the physical detention - six hours or less - of persons charged with criminal offenses, awaiting court appearance or transfer to another facility.
-

Activity Profile

- At the end of calendar year 1994, there were a total of 94 jails, 7 lockups and 19 holding facilities with a total of 3,186 beds.
- A total of 118,529 inmates were held in such facilities during CY 1993. CY 1994 figures were not available at the printing of this report.
- During CY 1994, 130 compliance inspections were conducted by KDOC inspectors.

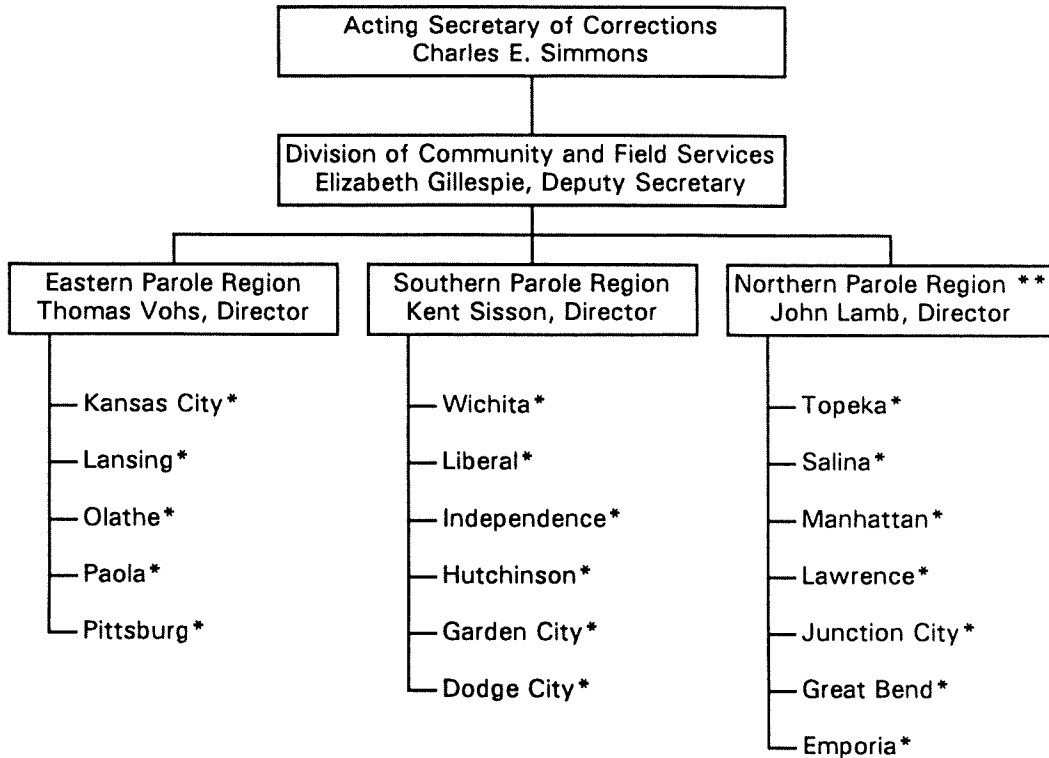
2-97

Field Services

2-98

KANSAS DEPARTMENT OF CORRECTIONS

Field Services Organization



*These cities are cities in which district parole offices are located.

**In addition to the cities listed, the Department also contracts with the Northwest Kansas Community Corrections for post-incarceration supervision.



FIELD SERVICES

NORTHERN REGION

**John Lamb, Director
3400 Van Buren
Lower Level
Topeka, KS 66611-2228**

**913-296-3195
913-296-0744 (FAX)**

EASTERN PAROLE REGION

**Tom Vohs, Director
1123 North 5th Street
Kansas City, KS 66101**

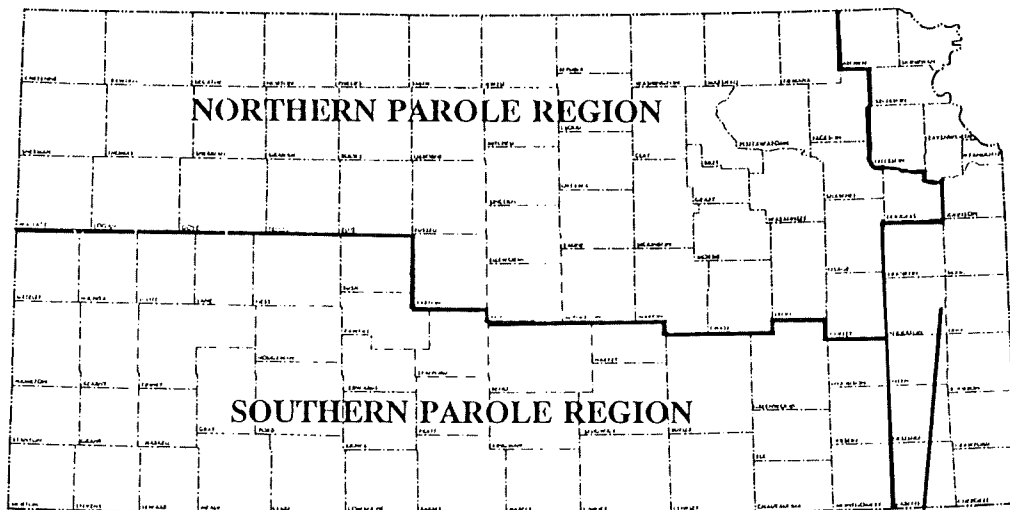
**913-621-1830
913-621-0201 (FAX)**

SOUTHERN PAROLE REGION

**Kent Sisson, Director
210 North St. Francis
Wichita, KS 67202**

**316-262-5127
316-262-0330 (FAX)**

KANSAS PAROLE REGIONS



EASTERN PAROLE REGION

Field Services

Profile

The Kansas Department of Corrections is responsible for community-based or post incarceration supervision of offenders who have been released from correctional facilities on parole, conditional release, or post release supervision, but who have not yet been discharged from their sentences. The purpose of post incarceration supervision is to protect the community and to provide services to the offender in order to reduce the probability of continued criminal behavior.

The Department performs its field supervision functions through the Community Corrections and Parole Services sections of the Community and Field Services Division. In 1994, the Department re-organized the state into three parole regions for purposes of management and delivery of these services. Each region is managed by a regional field director. The regions, and the locations of the regional offices are: Northern Region - Topeka; Eastern Region - Kansas City; Southern Region - Wichita.

The Northern Region is comprised of 41 counties, Southern - 47 counties, and Eastern Region - 17 counties. As of June 30, 1994, the in-state parole population numbered 6,083 (4,746 Kansas offenders and 1,337 compacts from other states.) The number of Kansas offenders supervised out-of-state was 2,187.

The Parole Services section has been accredited by the American Correctional Association since 1983.

History

The Penal Reform Act of 1973 gave the Secretary of Corrections the responsibility for supervising offenders on probation and parole. This function previously had been performed by the Kansas Adult Authority, the successor agency to the State Board of Probation and Parole. The Adult Authority retained responsibility for granting and revoking paroles, and for issuing final discharges from parole.

In 1976 the Legislature created the position of Deputy Secretary for Community Services. Responsibilities of the Community Services Division included jail inspection, probation, parole and interstate compact administration, and community corrections grant and program administration. The Legislature transferred the responsibility for supervision of Kansas probationers to the Judicial Branch, effective July 1, 1979, at which time over 35 probation officers were transferred from the Department to the Judicial Branch, as was responsibility for supervision of 1,400 felony probationers.

Over the years there have been a number of organizational changes affecting the name of the Division and its areas of responsibility. The current organizational structure has been in effect since 1989. A Special Enforcement Unit consisting of seven officers (3 in the Southern Region, 2 in the Northern, and 2 in the Eastern) was established in 1993. This unit's purpose is to locate and apprehend offenders who have absconded parole supervision and conduct surveillance and high risk field visits. Each special enforcement officer is certified to act as a law enforcement officer and receives appropriate law enforcement training. During the Unit's first year of service (September 1993 - September 1994), the officers made 1,115 arrests of parole violators and apprehended 492 absconders.

Offender Services

The supervision services and assistance provided are directed to meet the offender's risk and needs. In this effort, community resources are utilized by each field office to the maximum extent possible. Services that are commonly needed and provided to the offender include, but are not limited to, the following: employment assistance; drug and alcohol counseling, including inpatient and outpatient treatment; mental health counseling; medical assistance; vocational assistance and counseling; and educational assistance and counseling.

The Department contracts directly with providers for the delivery of mental health and substance abuse counseling and treatment services for offenders. The Department also has limited funds available for crisis intervention assistance.

Correctional Industries

2-102



KANSAS CORRECTIONAL INDUSTRIES

**P. O. Box 2
Lansing, KS 66043**

**913-727-3249
FAX 913-727-2331**

**Director of Operations
Rodney Crawford**

**Director of Administration
Leonard Ewell**

**Industrial Coordinator - LCF
Jim Gonzales**

**Industrial Coordinator - HCF
E. Wayne Phelps**

**Industrial Coordinator
Administration
Jerry Judy**

Description of Program

Kansas Correctional Industries is a program of the Department of Corrections designed to provide meaningful employment for inmates. The program operated by Kansas Correctional Industries consists of 17 areas of operation located in four correctional facilities. These manufacturing and service industries have the capacity to provide meaningful work for 399 inmates who, in FY 1994, produced \$8.9 million worth of products and services for state agencies, counties, cities, schools, and non-profit corporations. The areas of operation include:

Clothing	Data Entry	Farm
Federal Surplus Property	Furniture Refinishing/Vehicle Restoration	Lamination
Microfilming	Office Systems	Paint
Signs	Soap	State Surplus Property
Upholstery/Wood Furniture		

Kansas Correctional Industries

Kansas Correctional Industries provides meaningful work for inmates, including "on the job" training, and also supplies products and services to eligible agencies at a reduced cost compared to the private sector. Below is a table identifying the industries offered and their locations.

INDUSTRY	Facility Where Located			
	LCF	HCF	NCF	TCF
Administrative Office	X			
Clothing Factory		X		
Data Entry	X			
Farm	X			
Federal Surplus Property				X
Furniture and Vehicle Restoration		X		
Lamination Shop		X		
Microfilming			X	
Office Systems		X		
Paint Factory	X			
Sign Factory	X			
Soap Factory	X			
State Surplus Property				X
Warehouse Operation (East)	X			
Warehouse Operation (West)		X		
Wood Furniture and Upholstery	X			

Note: LCF = Lansing Correctional Facility
HCF = Hutchinson Correctional Facility
NCF = Norton Correctional Facility
TCF = Topeka Correctional Facility

Kansas Correctional Industries

The following table represents the total receipts from sales and services in FY 1994 for the programs operated by Kansas Correctional Industries.

INDUSTRY	FY ' 94 RECEIPTS
Administrative Offices	84,867
Soap Factory	448,650
Paint Factory	3,000,633
Sign Factory	1,062,215
Wood Products and Upholstery	458,242
Warehouses and Delivery	79,921
Microfilming	68,522
Clothing Factory	598,803
State Surplus Property	321,154
Data Entry	68,460
Office Systems	874,233
Meat Processing*	62,690
Private Industries	185,827
Lamination Shop	293,914
Vehicle and Furniture Restoration	191,028
Federal Surplus Property	713,261
Farm	232,229
TOTAL RECEIPTS	\$ 8,744,649

*Ceased operation August 1993.

There are currently seven (7) private sector prison industries in operation employing approximately 130 maximum, medium, and minimum custody inmates in three correctional facilities. During FY 1994, these private sector partners paid gross wages to inmates totaling \$994,144. From these wages, \$164,425 was deducted and returned to the State to help offset the costs of incarceration; \$313,123 was deducted for taxes; \$49,906 was deducted for the Victims Compensation Fund; and \$1,515 for family support. Inmates working for private sector companies earn at least federal minimum wage of \$4.25 per hour.

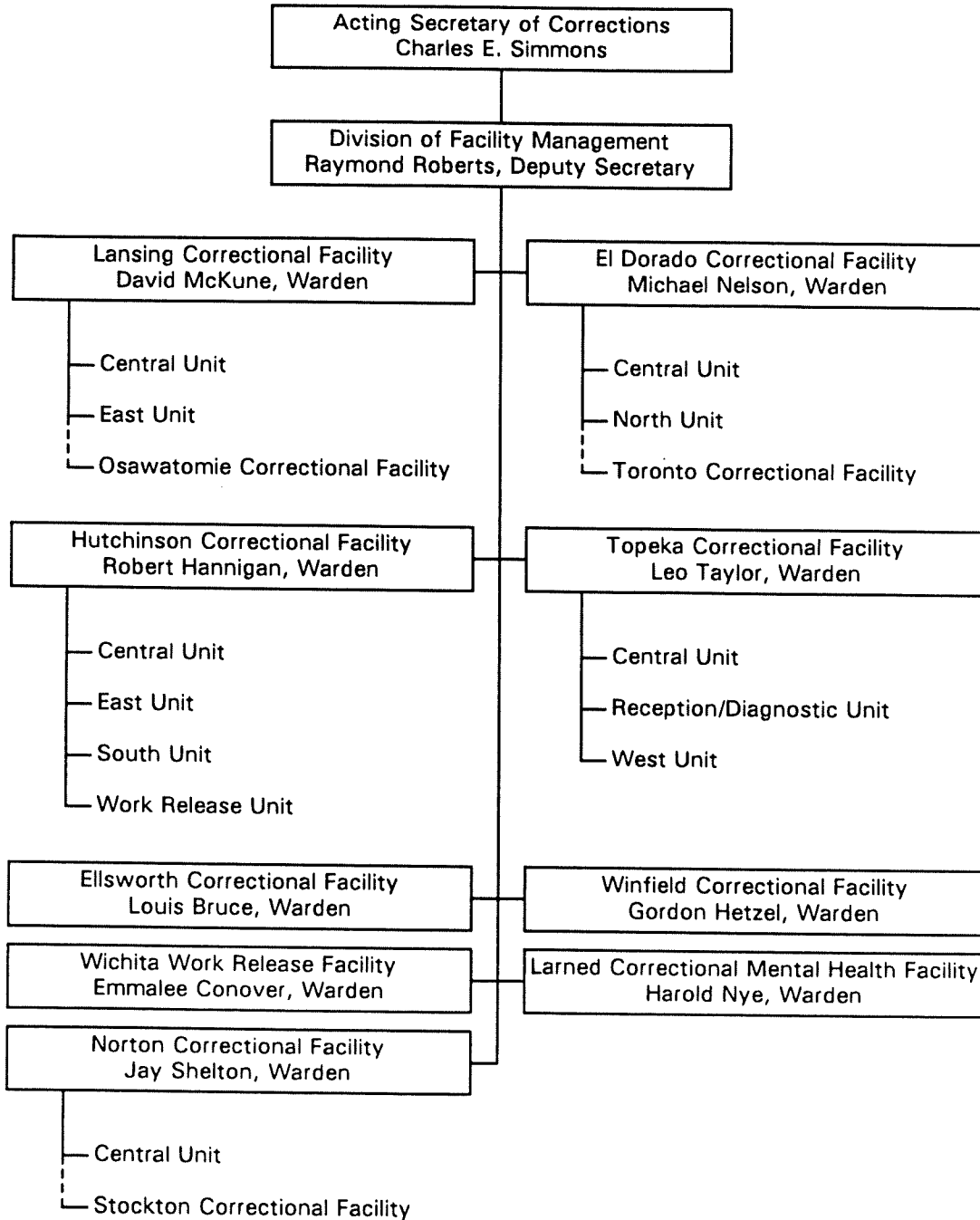
Negotiations with private companies will continue in FY 1995 in an effort to expand the private industry program.

The Facilities

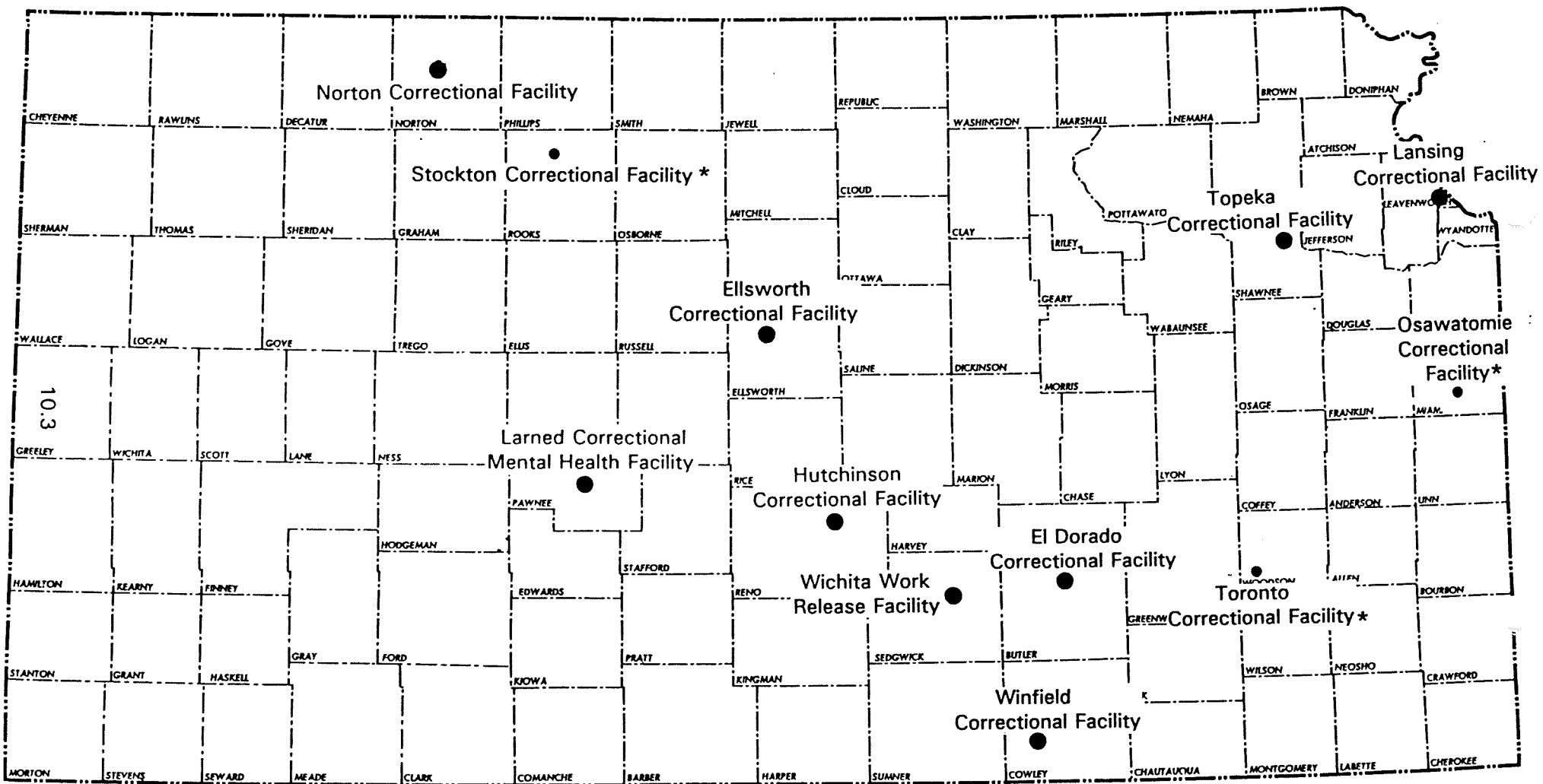
2-106

KANSAS DEPARTMENT OF CORRECTIONS

Facilities Organization



Kansas Department of Corrections
 Location of Correctional Facilities: December 31, 1994



* Administratively, this facility is under a major institution: Stockton Correctional Facility under Norton Correctional Facility, Toronto Correctional Facility under El Dorado Correctional Facility, and Osawatomie Correctional Facility under Lansing Correctional Facility.

801-8



LANSING CORRECTIONAL FACILITY

David McKune, Warden
P. O. Box 2
Lansing, KS 66043

913-727-3235
913-727-2675 (FAX)

Deputy Warden of Operations
John Callison

Deputy Warden of Programs
Rudy Stupar

Deputy Warden of Support Services
Allen Ohlstein



PROFILE

Date Opened: 1868

Number of Corrections Officers: 505

Number of Other Staff: 203

Total Number of Staff: 708

Operating Budget FY 1995: \$28.8 million

Accredited by the American Correctional Association since 1990.

Accredited by the National Commission on Correctional Health Care since January 1991.

Capacity by Security Designation:

Maximum: 628

Medium: 731

Minimum: 440

Total Capacity: 1,799

Inmate Population as of December 31, 1994: 1640

FY '94 Average Daily Population: 1,479

Lansing Correctional Facility

History

In accordance with the provision of SB 748, effective May 24, 1990, the Kansas State Penitentiary and the Kansas Correctional Institution at Lansing, both located at Lansing, were consolidated administratively to form the Lansing Correctional Facility. It is the largest of the state correctional facilities. On June 28, 1991, the administrations of the Lansing Correctional Facility and the Osawatomie Correctional Facility were consolidated.

Central Unit: The history of this facility goes back more than 125 years. Construction of the state's first penal institution, the Kansas State Penitentiary, began in 1864 near the site of the old Oklahoma Territory Jail and began receiving inmates July 2, 1868. For many years the facility also housed Oklahoma offenders, the last of whom left in 1909. Over the years there have been many additions and renovations, but the basic core of cellhouse buildings has remained in use. Major renovation of the four main cellhouses was begun in 1983 and was completed over a period of several years. In 1985 a major addition, the Medium Security Unit, was completed with the first inmates received on July 1 of that year. The Central Unit currently provides housing for 1,319.

East Unit: The East Unit was originally established in 1917 as the Kansas Industrial Farm for Women and was a satellite unit of the Penitentiary. In 1971 the facility was renamed the Kansas Correctional Institution for Women. The facility became co-correctional in 1980 and the name was again changed, in 1983, to the Kansas Correctional Institution at Lansing. It is now designated the East Unit of Lansing Correctional Facility and provides housing for 400 inmates.

Osawatomie Correctional Facility: To alleviate systemwide overcrowding in correctional facilities, the Osawatomie Correctional Facility was established in September 1987, as an 80-bed minimum security facility on the grounds of the Osawatomie State Hospital in Osawatomie. A single, renovated hospital building provides housing for offenders who are utilized as a labor source by state agencies and local government units. The facility is geared toward community service work programs, and as a parole pre-revocation program.

Programs Available

Both the academic education programming that addresses the educational needs of inmates from basic skills of employment to the GED level and the vocational education programs are provided through a contract with North Central Kansas Area Vocational Technical School located in Beloit, Kansas. The vocational programs provide participants with occupationally viable entry level job skills. The programs offered include: building maintenance, cabinet making, food service, horticulture, sheet metal and welding.

Through a contract with the Southeast Kansas Education Cooperative, a special education program is provided for inmates with special learning problems.

Saint Mary College of Leavenworth provides limited opportunity for eligible inmates to earn college level credits which can lead to an Associate of Arts or Bachelor's degree. College level programs are at the inmate's own expense, through federal Pell Grant funding, and through in kind grants from St. Mary College.

Kansas Correctional Industries (KCI) is a division of the Department of Corrections designed to provide meaningful employment for inmates and to provide a variety of goods and services for state agencies and other entities. The KCI programs at LCF include: paint factory, upholstery shop, farm, sign factory, wood furniture, data entry, and soap factory.

In addition to the traditional, state-operated correctional industries, Kansas inmates also are employed by four private sector prison industries engaged in metal fabrication, heater coil assembly, drafting, and the manufacture of children's clothing. The industries, Hearts Design, Zephyr Products, Inc., Heatron, Inc., and Henke and Jensen Engineering, are privately owned and employ inmates to whom they pay prevailing wages -- no less than the federal minimum wage. Inmates participating in this program pay income taxes and contribute to their room and board.

Other inmate programs at LCF include mental health services, sex offender treatment, special education, alcohol and drug education, and a variety of inmate self help programs such as AA/NA.



HUTCHINSON CORRECTIONAL FACILITY


**Robert Hannigan, Warden
500 South Reformatory
P. O. Box 1568
Hutchinson, KS 67504**

**316-662-2321
316-662-8662 (FAX)**

**Deputy Warden of Operations
Walt McIver**

**Deputy Warden of Programs
Steve Dechant**

**Deputy Warden of Support Services
John Turner**



PROFILE

Date Opened: 1895

Number of Corrections Officers: 343

Number of Other Staff: 178

Total Number of Staff: 521

Operating Budget FY 1995: \$21.3 million

Capacity by Security Designation:

Maximum: 548

Medium: 776

Minimum: 179

Total Capacity: 1,503

Inmate Population as of December 31, 1994: 1494

FY '94 Average Daily Population: 1,387

Accredited by the American Correctional Association since January 1990.

Accredited by the National Commission of Correctional Health Care since January 1991.

Hutchinson Correctional Facility

History

Administrative action by the Department of Corrections on August 20, 1990 resulted in the consolidation of the Kansas State Industrial Reformatory and the Hutchinson Correctional Work Facility to form the Hutchinson Correctional Facility. It is the second largest of the state's correctional facilities.

Central Unit: The history of the facility can be traced back to 1885 when the Kansas Legislature appropriated \$1 million for the Kansas State Industrial Reformatory, an institution designed for the first-time youthful offender. The Reformatory was modeled after the Elmira Reformatory of New York, as many reformatories were during that era. Cellhouse A was constructed first; it was completed in 1895. The other three cellhouses were completed over a period of many years -- Cellhouse C in 1901, B in 1912, and D in 1927.

The cellhouses remained basically unchanged until the 1978 Kansas Legislature appropriated funds for major cellhouse renovation, which was completed during the period 1981-1986. A work release program, which enables inmates to be employed in the community in order

to prepare for their release, was opened in 1972. The program was moved outside the wall of the facility in 1978 into the building that was formerly the warden's residence. The Central Unit, including 19 work release beds, provides housing for 943 inmates.

South Unit: A major prison expansion project, construction of the Minimum Security Unit, was completed in 1985, with an addition to this unit completed in 1986. This unit provides housing for 160 inmates. Minimum custody inmate population housed in this unit are primarily employed in community work projects.

East Unit: Creation of the 400-bed Hutchinson Correctional Work Facility was approved by the passage of SB 762 in the 1988 legislative session. A vacated mobile home plant on 36 acres of land was purchased and 133,000 square feet of existing buildings were renovated by the Department of Corrections staff and inmate labor. The facility was completed in January 1989 and the first inmates were received on January 23, 1989. With the 1990 consolidation efforts, this facility became the East Unit of the Hutchinson Correctional Facility.

Programs Available

Academic education programming, provided through a contract with the North Central Kansas Vocational Technical Training School, addresses the educational needs of inmates from the basic education level through the high school or secondary level.

Vocational education programs, intended to provide participants with occupationally viable entry level job skills, are also provided through the North Central Kansas Vocational Technical School. Programs offered include:

auto body	auto mechanics	barbering	building maintenance
business occupations	construction	food service	machine shop
pre-industry	utilities maintenance	welding	

Kansas Correctional Industries (KCI) is a Division of the Department of Corrections designed to provide meaningful employment for inmates and to provide a variety of goods and services for state agencies and other entities. The KCI programs at HCF include:

clothing factory	furniture refinishing
vehicle restoration	lamination shop
office products	

In addition, the KCI warehouse operation for the western region is located at HCF.

Other inmate programs at HCF include mental health services, sex offender treatment and aftercare, substance abuse treatment, work release, and a variety of inmate self help programs such as AA/NA. The department print shop also operates out of HCF-Central Unit.



EL DORADO CORRECTIONAL FACILITY

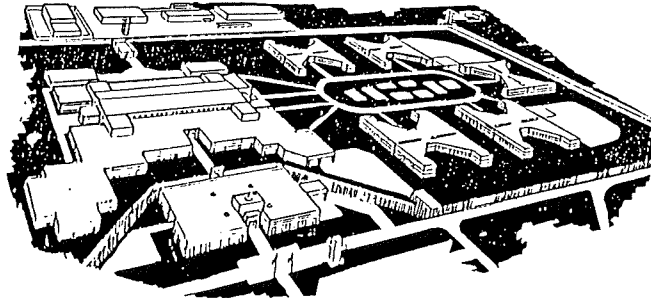
**Michael A. Nelson, Warden
P. O. Box 311
El Dorado, KS 67042**

**316-321-7284
316-321-5349 (FAX)**

**Deputy Warden of Operations
Harold Samuels**

**Deputy Warden of Programs
Don Thomas**

**Deputy Warden of Support Services
Michael Slusher**



PROFILE

Date Opened: 1991

Capacity by Security Designation:

Number of Corrections Officers: 280

Maximum: 625

Minimum: 172

Number of Other Staff: 110

Total Capacity: 797

Total Number of Staff: 390

Inmate Population as of December 31, 1994: 793

Operating Budget FY 1995: \$14.9 million

FY '94 Average Daily Population: 734

Accredited by the American Correctional Association May 1993.

Accredited by the National Commission on Correctional Health Care since October 1992.

El Dorado Correctional Facility

History

Central Unit: The 1989 Kansas Legislature appropriated \$51.8 million for the construction of the El Dorado Correctional Facility, which opened in June, 1991. The 625-bed maximum security complex was built with the potential to accommodate future expansion.

The prison was built in response to a federal court order that stipulates that the inmate population at each Kansas correctional facility must be at or below its established operating capacity by July 1, 1991. The maximum security housing provided by El Dorado Correctional Facility was necessary to meet the requirements of the court order. The Central Unit is the primary facility for housing of long-term segregation inmates.

On June 28, 1991, the El Dorado Correctional Facility was consolidated administratively with the El Dorado Correctional Work Facility (presently designated as the North Unit) and the Toronto Correctional Facility (formerly designated as the Toronto Correctional Work Facility and more recently designated as the East Unit).

North Unit: The North Unit (formerly the El Dorado Correctional Work Facility) became operational as the El Dorado Honor Camp on February 25, 1982. Expansions of the inmate quarters occurred in July 1984 and in 1985. The North Unit, which houses up to 102 inmates, also administers a contract jail program.

Toronto Correctional Facility: The Toronto Correctional Facility (formerly the Toronto Correctional Work Facility) began operation as the Toronto Honor Camp which opened on July 1, 1965. Previous to the establishment of the permanent facility at Toronto, a mobile unit provided inmate labor to reservoirs at Tuttle Creek, Pomona, Kanopolis, and Cheney. In this fashion the inmate crew was able to move to different locations as lake projects were being developed. Major renovation of the Toronto facility was completed in December 1987. The renovation placed the entire facility into one structure and resulted in a small increase in housing capacity to the current 70 inmates.

Programs Available

Academic education programming to address the educational needs of inmates from the basic education level through the high school or secondary level is provided through a contract with the North Central Kansas Area Vo-Tech School.

Vocational education programs, intended to provide participants with occupationally viable entry level job skills, are also provided through the North Central Kansas Area Vo-Tech School. Programs offered include:

building maintenance

food service

utilities maintenance

Other inmate programs at EDCF include mental health services, substance abuse treatment, and a variety of inmate self help programs such as AA/NA.



TOPEKA CORRECTIONAL FACILITY

**Leo Taylor, Warden
815 S.E. Rice Road
Topeka, KS 66607**


**913-296-7260
913-296-0184 (FAX)**

**Deputy Warden of Operations
E. Roger Krehbiel**

**Deputy Warden of Programs
Keven Pellant**

**Deputy Warden of Support Services
Richard Martin**

**Director of Reception and Diagnostic Unit
Allen Morgan**



PROFILE

Date Opened: 1962

Capacity by Security Designation:

Number of Corrections Officers: 186

Maximum: 236

Number of Other Staff: 113

Medium: 280

Minimum: 111

Total Number of Staff: 299

Total Capacity: 627

Operating Budget FY 1995: \$11.8 million

Inmate Population as of December 31, 1994: 613

FY '94 Average Daily Population: 619

Accredited by the American Correctional Association since 1986.

Accredited by the National Commission on Correctional Health Care since June 1992.

2-115

Topeka Correctional Facility

History

The Topeka Correctional Facility is composed of four units, each of which previously operated as a separate facility. Senate Bill 748, which was effective May 24, 1990, created Topeka Correctional Facility East (consolidation of the State Reception and Diagnostic Center and the Kansas Correctional-Vocational Training Center) and Topeka Correctional Facility West (consolidation of Topeka Correctional Facility and Forbes Correctional Facility). Department of Corrections administrative action taken August 20, 1990, consolidated East and West to form the current Topeka Correctional Facility.

Central Unit: Enabling legislation authorized the establishment of the Kansas Correctional-Vocational Training Center in 1971. The targeted population was non-violent, youthful, first commitment male offenders. Construction began in mid-year 1972, and the first inmates were received on January 2, 1975. The facility became co-correctional in 1979, to relieve the overcrowding at the Kansas Correctional Institution at Lansing. It was converted to house medium and minimum custody female inmates in 1988 and currently houses only females. The Central Unit now provides housing for 280 inmates.

I-Max, an 85 bed maximum custody female unit, is scheduled to open in May 1995. The 85 beds will be allocated as follows: 55 general population, 10 mental health, 10 segregation and 10 reception and diagnostic. When opened, all female offenders sentenced to the care

and custody of the Secretary of Corrections, with the exception of work release inmates, will be located in Topeka.

Reception and Diagnostic Unit: In 1961 legislative action provided the Director of Penal Institutions the authority to convert facilities of the Topeka Technical College into the State Reception and Diagnostic Center. Inmate work crews from the Kansas State Penitentiary performed the renovation and inmates were received in early 1962. The primary function of the facility continues to be to perform evaluations on convicted offenders sentenced to the custody of the Secretary of Corrections. The capacity of the unit is now 236.

West Unit: Originally, this facility was the Topeka Pre-release Center, which was established by SB 496 in 1984 to implement a program designed to provide a smoother transition from prison to the community. Buildings on the Topeka State Hospital grounds were converted to house inmates, the first of whom were received on June 25, 1984. An expansion in July 1986 created additional beds and provided space for an inmate work crew to be assigned to the maintenance of the Topeka State Hospital buildings and grounds. Because it had both pre-release and work program components, the facility was renamed the Topeka Correctional Facility in 1988. In August 1990, the 111-bed facility became the West Unit of the Topeka Correctional Facility.

South Unit: This unit was closed on September 1, 1994, due to HB 2689 (Chapter 260 of the *1994 Session Laws of Kansas*).


Programs Available

Academic education programming to address the educational needs of inmates from the basic education level through the high school or secondary level is provided through a contract with the North Central Kansas Area Vocational Training School. Academic education programming to address the educational needs of inmates include Literacy and GED.

Vocational education programs, intended to provide participants with viable entry level job skills include: horticulture, multi-occupational (building maintenance) and office technology.

Kansas Correctional Industries (KCI) is a division of the Department of Corrections designed to provide meaningful employment for inmates, such as Michaud Industries (a shampoo/body lotion packaging endeavor), and to provide a variety of goods and services for state agencies and other entities. State surplus property and federal surplus property programs are operated out of TCF.

Other inmate programs at TCF include: The Affordable Housing Program, which is a cooperative program with the City of Topeka to renovate housing units in the city; mental health services; Women's Activities and Learning Center (WALC); Dads and their Dependents (DADS); and various inmate self help programs such as AA/NA.




NORTON CORRECTIONAL FACILITY

**Jay Shelton, Warden
P. O. Box 546
Norton, KS 67654**

**913-877-3380
913-877-3972 (FAX)**

**Deputy Warden
Robert C. Purdue**



PROFILE

Date Opened: 1987

Capacity by Security Designation:

Number of Corrections Officers: 166

Medium: 332

Minimum: 262

Number of Other Staff: 86

Total Capacity: 594

Total Number of Staff: 252

Inmate Population as of December 31, 1994: 581

Operating Budget FY 1995: \$9.9 million

FY '94 Average Daily Population: 537

Accredited by the American Correctional Association since 1992.

Accredited by the National Commission on Correctional Health Care since June 1992.

Norton Correctional Facility

History

The facilities at Norton and Stockton are products of renovation projects established by SB 433, effective August 18, 1987. The 500-bed Norton facility entailed conversion of Norton State Hospital buildings, while the 94-bed Stockton facility was converted from a farm implement dealership. Initially, the facility at Norton shared space with the staff of the Department of Social and Rehabilitation Services and clients at the Norton State Hospital. The first minimum security offenders were

received at the Norton facility in September of 1987 and at Stockton in December of 1988. In October of 1988, the Kansas Department of Corrections assumed full administrative and operational responsibility for the buildings and grounds of the Norton State Hospital. On May 24, 1990, in accordance with provisions of SB 748, the facilities at Norton and Stockton were administratively consolidated.

Programs Available

To address the substance abuse needs of offenders, Alcohol & Drug Abuse Primary Treatment (ADAPT), is provided through a contract with EMSA Limited Partnership. Programming is dual tracked with offenders going through programming which is designed for those thought to be less chronic, or programming designed for those who appear to have more chronic alcohol and/or other drug dependency problems. A portion of the program also seeks to address offender criminality and cognitive errors that, mixed with substance abuse, tend to contribute to negative contacts with law enforcement agencies. Aftercare is also offered as a follow-up to negative contacts with law enforcement agencies. Aftercare is also offered as a follow-up to the 45 calendar day, dual track treatment programming.

As a component of the overall KDOC contract for the provision of medical and mental health care services to the offender population, medical and mental health care services at NCF are provided by Prison Health Services Inc. (PHS). Some one-on-one mental health counseling and crisis intervention is done in addition to group counseling. In group counseling, offenders are able to explore and confront issues related to anger control, physical and emotional abuse, and other related concerns.

Other inmate programs at NCF include: mental health services; substance abuse treatment; and a variety of inmate self help programs such as AA/NA.

Academic education programming to address the educational needs of offenders from the basic education level through the high school or secondary level is provided through a contract with the North Central Kansas Area Vocational-Technical School (NCKAVTS) in Beloit.

Vocational education programs, intended to provide participants with occupationally viable entry level job skills, are also provided through NCKAVTS. The courses offered include:

- building maintenance
- floraculture
- food service
- horticulture

Kansas Correctional Industries (KCI) is a division of the Department of Corrections designed to provide meaningful employment for offenders and to provide a variety of goods and services for state agencies and other entities. The KCI microfilming operation is located at NCF.




ELLSWORTH CORRECTIONAL FACILITY

**Louis Bruce, Warden
1607 State Street
P. O. Box 107
Ellsworth, KS 67439**

**913-472-5501
913-472-4032 (FAX)**

**Deputy Warden
George Jones**



PROFILE

Date Opened: 1988

Capacity by Security Designation:

Number of Corrections Officers: 120

Medium: 488
Minimum: 96

Number of Other Staff: 70.5

Total Capacity: 584

Total Number of Staff: 190.5

Inmate Population as of December 31, 1994: 552

Operating Budget FY 1995: \$7.9 million

FY '94 Average Daily Population: 556

Accredited by the American Correctional Association since 1992.

Accredited by the National Commission on Correctional Health Care since February 1992.

Ellsworth Correctional Facility

History

Ellsworth Correctional Facility grew out of the need for additional bed space due to a rapidly increasing inmate population. Even as plans were laid for the facility in 1986, it became apparent that this new construction project would have to be more ambitious than the original concept of a 96-bed minimum security facility.

In order to help meet the population challenges facing the Department of Corrections, the facility soon developed into its present design. ECF provides housing for 584 inmates, the first of whom were received on August 8, 1988. The total construction budget for this project was \$19.7 million.

Programs Available

In February 1994, the Department began utilizing the Ellsworth Correctional Facility to house condition violators (i.e., those on parole, conditional release, or post release supervision who violate the conditions of their release but who have not been convicted of a new felony). Prior to this, condition violators were dispersed among the various departmental facilities. The decision to separate this particular population from all other inmates was a result of the Offender Management Planning initiative undertaken during 1993. Offenders who return to prison as condition violators were identified in the Offender Management Planning process as having needs that are somewhat different from the rest of the prison population. Rather than focusing on integrating such offenders into the prison system, it is considered better to focus on reintegrating them into the community. To reinforce the importance of conditions of release, condition violators housed at ECF have fewer privileges and a more restricted environment, including:

1. No outside funds may be placed in an inmate's account or allowed to be brought in by the inmate;
2. May not possess/purchase electronic equipment (e.g., TV etc.) or special canteen items;
3. May be allowed to spend up to \$15.00 twice per month at the canteen;
4. Allowed up to two (2) half-day visits per weekend by members of the immediate family only;
5. Receive no incentive pay while in orientation and may be paid no more than of \$.75 per day when working after a two week orientation is completed;
6. Inmates who are returned as parole violator more than once after February 14, 1994, may be housed in a living unit where they will be subject to the following:
 - a. No pay.
 - b. No canteen.
 - c. May not possess/purchase electronics or special canteen items.
 - d. One (1) half-day visit per week on week days only. Immediate family only as per IMPP 10-113.
 - e. Limited dayroom and telephone privileges.
 - f. Limited yard schedule.
 - g. No special activities or programs.
 - h. Not eligible for institutional work assignments.

As programming at the Ellsworth Correctional Facility is designed to meet the specific needs of each condition violator, those inmates who do not desire to participate in the recommended jobs and/or programs are allowed even fewer privileges than those described above.

Century Manufacturing, Inc., a private prison industry, provides a variety of Lucite paperweights, awards and such. Inmates are currently hired to do the finish work on the products, such as buffing and cleaning. This prison based industry employs twenty permanent position inmates at or above minimum wage. These wages are subject to various deductions, including room and board, court costs, dependent care, Crime Victim Compensation, and mandatory savings.

Other inmate programs at ECF include: mental health services, substance abuse treatment, Vital Issues Program, and a variety of inmate self help programs such as AA/NA.




WINFIELD CORRECTIONAL FACILITY

**Gordon Hetzel, Warden
P. O. Box 653, North College
Winfield, KS 67156**

**316-221-6660
316-221-0068 (FAX)**

**Deputy Warden
Rex Davis**



PROFILE

Date Opened: 1984

Capacity by Security Designation:

Number of Corrections Officers: 70

Minimum: 290

Number of Other Staff: 35

Total Capacity: 290

Total Number of Staff: 105

Inmate Population as of December 31, 1994: 288

Operating Budget FY 1995: \$3.9 million

FY '94 Average Daily Population: 246

Accredited by the American Correctional Association since 1991.

Accredited by the Nation Commission on Correctional Health Care since February 1992.

Winfield Correctional Facility

History

The Winfield Correctional Facility was originally established by SB 496 in 1984 as the Winfield Pre-release Center. The facility is located on the grounds of the Winfield State Hospital in Winfield and the inmates are housed in renovated hospital buildings. The facility initially operated in two buildings and provided primarily pre-release program services to inmates approaching their release dates. In 1987, through SB 433, the facility

expanded by acquiring two additional buildings. In 1988, the Legislature authorized a capacity expansion from 141 beds to the current capacity of 290 beds. An inmate work program, as well as academic education and substance abuse contract programs were added at that time. On July 1, 1989, the name was changed to the Winfield Correctional Facility.

Programs Available

Academic education programming to address the educational needs of inmates from the basic education level through the high school or secondary level is provided through a contract with the North Central Kansas Area Vo-Tech School.

Other inmate programs at WCF include: mental health services, pre-release, and a variety of inmate self help programs such as AA/NA.




WICHITA WORK RELEASE FACILITY

**Emmalee Conover, Warden
401 South Emporia
Wichita, KS 67202**

**316-265-5211
316-291-5936 (FAX)**

**Deputy Warden
Julie Utt**



PROFILE

Date Opened: 1976

Capacity by Security Designation:

Number of Corrections Officers: 31

Minimum: 198

Number of Other Staff: 20

Total Capacity: 198

Total Number of Staff: 51

Inmate Population as of December 31, 1994: 194

Operating Budget FY 1995: \$2.0 million

FY '94 Average Daily Population: 173

Accredited by the American Correctional Association since 1984.

2-123

Wichita Work Release Facility

History

Work release has been a program in the Department of Corrections since January 1972. The Wichita Work Release program began in January 1976 as a co-correctional program with bed space for 22 inmates. It was first located at 1732 North Fairmount near Wichita State University. In August 1978, the program relocated to 320 North Market and expanded its population to 55 inmates. The program expanded further to a capacity of 76 in July 1984 and to 100 in March 1988.

In 1989 the Department of Corrections terminated its contract with VIP, Inc. for operation of community residential centers in Topeka and Wichita. As a result, over 100 inmates from the Wichita Community Residential Center were transferred to the Wichita Work

Release locations, the 320 North Market building and a building located at 309 North Market which had been leased by the Department in July 1989 to accommodate the influx of inmates. The capacity of the facility was thereby increased to 182.

The Department purchased and renovated a building located at 401 South Emporia to relocate the Wichita Work Release Facility, which can now house 198 inmates. The first inmates were received at the renovated facility on November 19, 1990.

Program Purpose . . .

The fundamental purpose of the work release program is to prepare selected inmates for release and to assist them in making a successful transition from the institutional environment back into free society. The participating inmate must gain, and maintain, full-time employment. Inmates pay a room and board fee as well as transportation expenses. Each inmate is responsible for his or her own medical and dental expenses. Inmates pay court costs, restitution, dependent support, and other outstanding debts through a budgeting process and yet are able to accumulate savings prior to release from custody. In addition to the work release program, the facility offers several inmate self-help programs such as AA/NA.

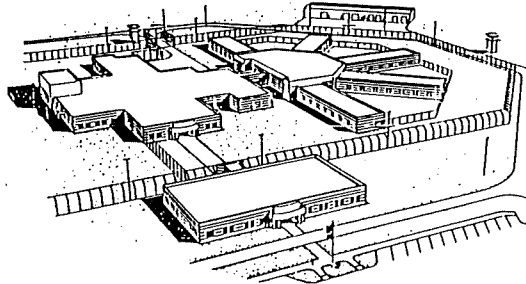


LARNED CORRECTIONAL MENTAL HEALTH FACILITY

**Harold Nye, Warden
P. O. Box E
Larned, KS 67550-0280**

**316-285-6249
316-285-3418 (FAX)**

**Deputy Warden
Phil Swope**



PROFILE

Date Opened: 1992

Number of Corrections Officers: 118

Number of Other Staff: 56

Total Number of Staff: 174

Operating Budget FY 1995: \$5.9 million

Capacity by Security Designation:

Maximum: 150

Total Capacity: 150

Inmate Population as of December 31, 1994: 144

FY '94 Average Daily Population: 121

Accredited by the American Correctional Association in 1993.

Accredited by the National Commission on Correctional Health Care since October 1992.

Larned Correctional Mental Health Facility

History

The Larned Correctional Mental Health Facility was constructed in response to an April 1989 federal court order. The court order directed that the State develop and implement an acceptable long-term plan for mentally ill inmates in the custody of the Secretary of Corrections

In December 1989, the court approved the Department's long-term plan, which included the construction of a 150-bed facility on the grounds of the Larned State Hospital in Larned, Kansas. Construction began in January 1991, and the facility was dedicated in December 1991. The facility began receiving inmates in January, 1992

Purpose

The facility provides service to inmates who demonstrate significant impairment related to chronic mental disorders or organic dysfunction for which placement in the general population of a regular correctional facility may present a risk to their safety or the safety of others. Categories of inmates considered appropriate for admission include:

- Inmates who demonstrate chronic symptoms of major disorders involving psychotic features and/or cognitive impairment (e.g., schizophrenia, bipolar affective disorder, major depression, organic brain syndrome).
- Inmates who are considered to be at risk for suicide due to chronic attempts, threats and/or self-reported ideation.
- Inmates whose mental disorder is in partial remission.
- Inmates requiring constant supervision to maintain effective medication compliance.

Programs Available

The facility provides a complete range of traditional psychiatric in-patient type programs. The program is transitional in that inmates are referred to the program from other facilities and return to them as opposed to remaining there as a final placement. Mental health services include group and individual counseling, activity therapy and music therapy. Other programs offered include: anger management; academic education, which includes both remedial education and G.E.D. preparation components; and a substance abuse treatment program with services tailored to address the needs the mentally ill substance abuser.

The program has no specific length or duration, as time in the program varies from individual to individual and is dependent upon individual illness and progress toward wellness. Of the inmates who have completed the program and returned to other KDOC facilities, approximately 25% have had to return for additional treatment. For those who have had to return, the median length of stay away from the facility before returning has been 120 days.

LCMHF will house those individuals committed under Senate Bill 525 as Sexual Violent Predators. This is a cooperative program with KDOC/LCMHF providing perimeter security and support services and SRS/Division of Mental Health and Retardation Services providing internal operations and program/treatment services.