

Approved 1-22-92
Date

MINUTES OF THE SENATE COMMITTEE ON TRANSPORTATION AND UTILITIES

The meeting was called to order by Sen. Bill Morris at
Chairperson

9:02 a.m./~~p.m.~~ on January 16, 1992 in room 254-E of the Capitol.

All members were present ~~except~~.

Committee staff present:

Hank Avila, Legislative Research Department
Ben Barrett, Legislative Research Department
Bruce Kinzie, Revisor of Statutes
Louise Cunningham, Committee Secretary

Conferees appearing before the committee:

Glenn Cogswell, R. L. Polk & Company
Mark Burghart, Department of Revenue
Robert Haley, Department of Transportation
Deb Miller, Department of Transportation
Secretary Mike Johnston, Department of Revenue

Hearing and Action on SB 489 - Records of division of vehicles; concerning fees for information.

Glenn Cogswell said his company gathers statistical data for city directories and other statistics for companies, including statistics for the automobile industry. They are requesting a correction to SB 345 which was passed last year. The bill was amended on the floor of the House and this amendment has caused problems. It increased the cost of buying records from the state. Their company buys huge quantities and their cost jumped from approximately \$50 thousand per year to \$6 million per year. This was not intended and they are requesting that the bill exempt contract purchases for statistics. It would not affect individual sales.

Mark Burghart said the Department of Revenue did not take contract purchases into consideration when SB 345 was passed and was not opposed to SB 489.

A motion was made by Sen. Doyen to recommend SB 489 favorable for passage. Motion was seconded by Sen. Hayden. Motion carried.

Continued presentation on the update of the Comprehensive Highway Program and the effect of the new Federal Highway Program.

Bob Haley, KDOT, continued the presentation on Comprehensive Highway program (Att. 1 of January 16). He discussed changes in revenues, expenditures, and fund balance projections since the 1989 session.

Deb Miller, KDOT, gave a progress report on the Major Modification Program, the Priority Bridge Program and the Substantial Maintenance Program.

Mike Johnston discussed the Comprehensive Highway Program and there was discussion on selling the bonds. He said the interest rates were at a 12 year low and on recommendation of financial advisors it was a good time to sell bonds and increase income through legal arbitrage. The committee had more questions for Secretary Johnston and he agreed to come back to the next meeting for further questions. (Att. 1).

A motion was made by Sen. Thiessen to approve the Minutes of January 15, 1992. Motion was seconded by Sen. Vidricksen. Motion carried.

Meeting was adjourned at 10:00 a.m. Next meeting January 22, 1992.

SENATE TRANSPORTATION AND UTILITIES COMMITTEE

Date 1-16-92 Place 254-E Time 9:02

GUEST LIST

NAME	ADDRESS	ORGANIZATION
Glenn Cogswell	5163 SW 29th St Topeka Ks.	R. L. Polk & Co.
MARK A. BIRGHART	TOPEKA	REVENUE
Pat Wiechman	Topeka	Ks Automotive Dismantlers & Recyclers Assn.
John Ruedel	P.O. Box 2199 Liberal	City of Liberal
DON KARLICK	TOPEKA	KCC
JACK TIERCE	TOPEKA	KCC
Jacque Dakes	Topeka	KIADA
Billy Mabe	Topeka	Dept. of Revenue
Keed W. Davis	Topeka	KDOT
Deb Miller	Topeka	KDOT
Patrick Shurley	Topeka	Econ. Republic
Tom Whitaker	Topeka	Ks Motor Councils Assn
Aruta Helt	"	KDOT
Robert Haler	"	"
Papa Somerville	TOPEKA	KMCDA

LEGISLATIVE BRIEFING

**January 1992
Kansas Department of Transportation**

ATT. 1
T + 26
1-16-92

(8/1/07)

STATE

FEDERAL



KDOT's

Transportation Program

Intermodal
Surface
Transportation
Efficiency

Act of 1991

Moving America

To Jobs... To Homes... To Market

The purpose of the Act is ...

**"to develop a National
Intermodal Transportation System
that is economically efficient,
environmentally sound, provides the
foundation for the Nation to compete
in the global economy
and will move people and goods in
an energy efficient manner."**

Intermodal Surface Transportation Efficiency Act of 1991

6 Year Authorization

\$155 Billion

Passed by Congress:

November 27

Signed by President:

December 18

Intermodal Surface Transportation Efficiency Act of 1991

Title I Surface Transportation

Title II Highway Safety

Title III Federal Transit Act Amendments of 1991

Title IV Motor Carrier Act of 1991

Title V Intermodal Transportation

Title VI Research

Title VII Air Transportation

**Title VIII Extension of Highway-Related
 Taxes and Trust Fund**

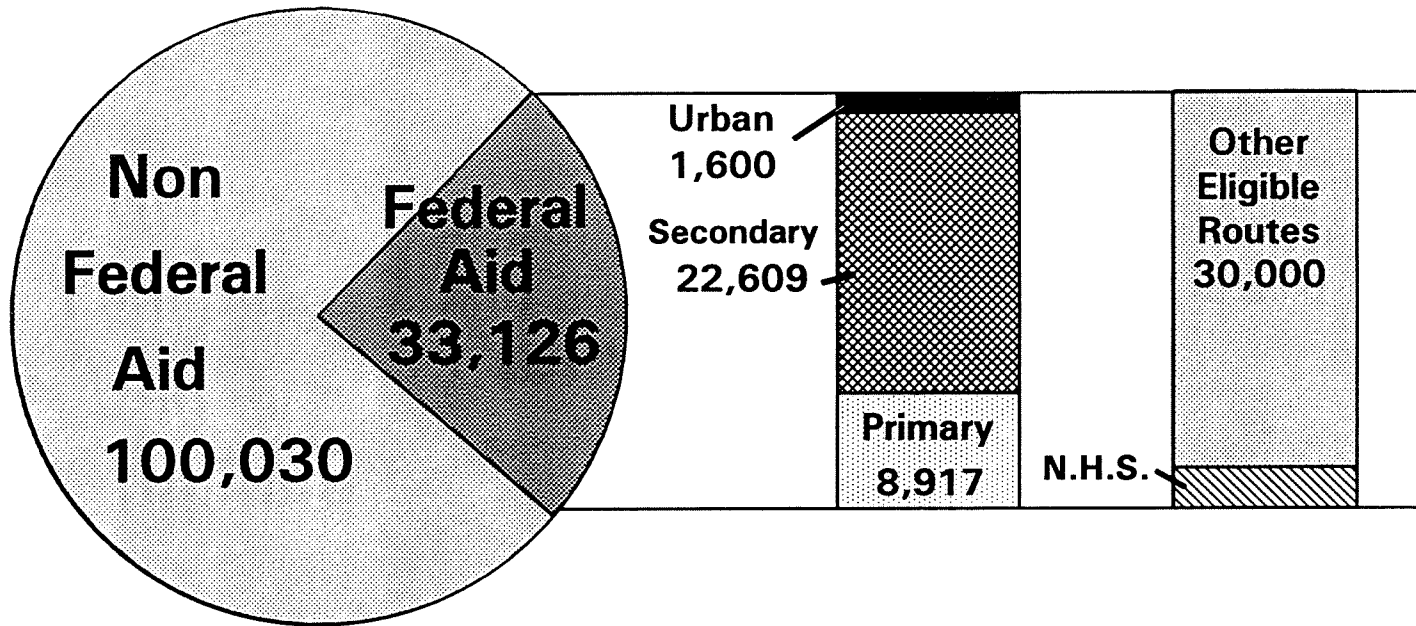
HOW IT IS DIFFERENT

- **Increased Funding**
- **Fewer Categories**
- **More Flexibility**
- **Matching Ratio Changes**
- **More Demonstration Projects**
- **Non-Traditional Projects Eligible for Funding**
- **Reduced Federal Oversight**

HOW IT IS SIMILAR

- **Obligation Ceiling Limits**
Use of Apportionments
- **Provides Metropolitan Involvement**
- **Same Basic Goals and Priorities**
Repair & Maintenance of Existing System

Total Public Road Mileage



FEDERAL PROGRAM CATEGORIES

PREVIOUS

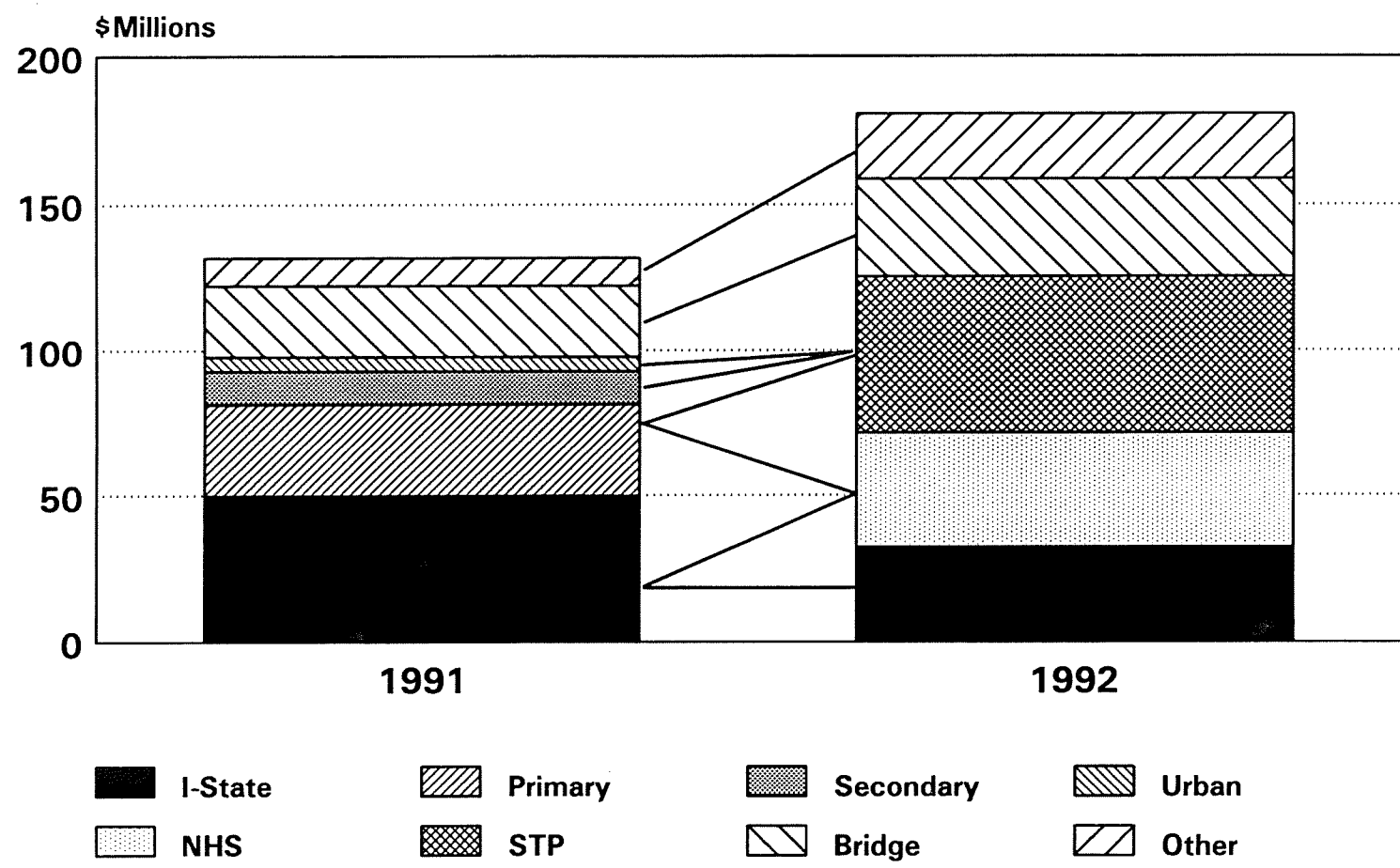
Interstate
I4R
Primary
Secondary
Urban
Bridge
RR-Xings
HES
Metro Planning
Federal Lands

NEW

STP
Safety
Trans. Enh.
I-Maint.
Interstate
Bridge
NHS
Cong. Mit.
Metro Planning
Federal Lands
Reimbursement

APPORTIONMENT COMPARISONS

By Category



CATEGORIES & MATCHING RATIOS

<u>Previous Category</u>	<u>Matching Ratio</u>
Bridge	80-20
Urban	75-25
Secondary	75-25
Primary	75-25
I-State 4R	90-10

<u>New Category</u>	<u>Matching Ratio</u>
I-State Maint	90-10
All Other	80-20

(130416)

ESTIMATED KANSAS APPORTIONMENTS *

Category	1992	93-95	96-97	Total
I-Maint	\$32.9	\$39.5	\$39.5	\$230.3
Bridge	33.8	40.8	40.8	237.8
N.H.S.	40.2	48.1	48.2	280.9
S.T.P.	43.0	51.5	51.5	300.7
Cong. Mit.	4.1	4.9	5.0	28.9
Hold Harm	26.0	17.8	0	79.2
Demos	5.8	13.5	13.5	73.5
Reimb.	0	0	36.8	73.6
Metro Plan	0.7	0.8	0.8	5.0
SUBTOTAL	\$186.5	\$216.9	\$236.1	\$1,309.8
Fed. Lands	1.7	2.0	2.0	11.6
TOTAL	\$188.2	\$218.9	\$238.1	\$1,321.4

* \$Millions per Year

INTERSTATE MAINTENANCE

- **Matching Ratio: 90-10**
- **Reconstruction: Eligible Cost**
- **Added Capacity Not Allowed**
- **Preventive Maintenance Allowed
(If Cost Effective)**

BRIDGE REPLACEMENT AND REHABILITATION PROGRAM

- **Matching Ratio: 80-20**
- **Basically Same as Previous Program**
- **Allowed to Transfer 40% to STP or NHS**
- **New Eligibles:**
 - Painting**
 - Seismic Retrofitting**
 - Calcium Magnesium Acetate Treatment**

NATIONAL HIGHWAY SYSTEM

- **Matching Ratio: 80-20**
- **Includes Interstate**
- **Interim System (2 Years)**
Includes State's Principal Arterials
- **Final System: 155,000 Miles**
- **Congress to Approve New Designation**
(9/30/95)
- **Federal Standards Apply**

NATIONAL HIGHWAY SYSTEM

Eligible Activities

- **Construction**
- **4-R**
- **Operational Improvements**
- **Highway Safety Improvements**
- **Highway Planning & Research (HPR) and
Technology Transfer (T²)**

(Continued)

(17 of 18)

NATIONAL HIGHWAY SYSTEM

Eligible Activities

- **Transportation Planning**
- **Management Systems**
- **Parking, Carpool, Bicycle and Pedestrian Projects**
- **Conserving and Creating Wetlands**
- **Start-up Costs for Traffic Control**
- **Control and Removal of Outdoor Advertising Signs**

SURFACE TRANSPORTATION PROGRAM

- **Matching Ratio: 80-20**
- **Consolidates:**
 - Secondary**
 - Urban**
 - Hazard Elimination (HES) & RR Crossings**
 - Portion of Primary**
- **All Roads Eligible Except:**
 - Local**
 - Rural Minor Collectors**

(8/10/17)

SURFACE TRANSPORTATION PROGRAM Earmarkings

- **10% for Safety Construction**
- **10% for Transportation Enhancement**
- **50% Based on Population**
 - Urbanized Areas > 200,000**
 - Other Areas**
- **30% for All Other Areas**
- **110% of 1991 Rural Secondary
to Rural Areas**

SURFACE TRANSPORTATION PROGRAM

Eligible Activities

- **Construction**
- **4-R, Including Interstate**
- **Operational Improvements**
- **Mass Transit Capital Costs**
- **Highway/Transit Safety Improvements**
- **Highway & Transit Research & Development (R & D) and Technology Transfer (T²)**

(Continued)

SURFACE TRANSPORTATION PROGRAM

Eligible Activities

- **Transportation Planning**
- **Management Systems**
- **Parking, Carpool, Bicycle and Pedestrian Projects**
- **Conserving and Creating Wetlands**
- **Transportation Control Measures**
- **Transportation Enhancement Activities**

CONGESTION MITIGATION/ AIR QUALITY IMPROVEMENT

- **Matching Ratio: 80-20**
- **Eligible: Projects contributing to attainment of Clean Air Act**
- **If no non-attainment areas, funds can be used as STP Funds**

HOLD HARMLESS

- **Assures Minimum Percentage of National Funding**
- **Based on Apportionments and Prior Year Allocations**
- **1/2 Subject to STP Set-Aside and Sub-State Distribution Requirements**

DEMONSTRATION PROJECTS

- **Matching Ratio: 80-20**
- **Funding is Project Specific**
- **Funding varies from
< 10% to 80 % of Project Cost**

REIMBURSEMENT

- **State's Share of Cost of Routes Incorporated into Interstate in 1956**
- **Available only in FFY 1996 & 97**
- **1/2 Percent Minimum Available to Each State**
- **All Kansas' Funds Earmarked to:
US-81
Hutchinson Bypass**

TOLL PROVISIONS

- **Tolls Permitted to a Greater Degree**
 - Initial Construction of Toll Facilities**
 - 4R Work on Toll Facilities (Exc. Inter.)**
 - Reconstruct or Replace Free Bridges**
 - Reconstruct Free Highways (Exc. Inter)**
 - Feasibility Studies**
- **Private Entities may own Facilities**
- **Matching Ratio: Varies from 80-20 to 50-50**

(28/4/82)

NEW REQUIREMENTS

Mandate KDOT to:

- **Functionally reclassify all roads and streets**
- **Develop six management systems:**
 - Pavement**
 - Bridge**
 - Safety**
 - Traffic Congestion**
 - Public Trans. Facilities & Equipment**
 - Intermodal Trans. Facilities and Systems**

(294/48)

NEW REQUIREMENTS

Mandate KDOT to:

- Create and fund a position of Bicycle and Pedestrian Coordinator
- Use a minimum percentage of rubberized asphalt on Federal-Aid Projects:

<u>Year</u>	<u>Min %</u>	<u>Penalty</u>
1994	5%	\$6M
1995	10%	\$12M
1996	15%	\$16M
1997	20%	\$21M

NEW REQUIREMENTS

Mandate KDOT to:

- **Monitor speeds on roadways signed 65 MPH as well as 55 MPH**
- **Develop a long range Statewide Transportation Plan**
- **A 5 year Trans. Improvement Prog. (TIP) to include all projects (state & local) for which federal dollars are spent**
- **Develop & implement a program of recreation trails**

(8/10/13)

Intermodal Surface Transportation Efficiency Act of 1991

- Title I Surface Transportation**
- Title II Highway Safety**
- Title III Federal Transit Act Amendments of 1991**
- Title IV Motor Carrier Act of 1991**
- Title V Intermodal Transportation**
- Title VI Research**
- Title VII Air Transportation**
- Title VIII Extension of Highway-Related
 Taxes and Trust Fund**

SAFETY PROVISIONS

- **Continues Existing Safety Programs**
 - Drug and Alcohol Enforcement**
 - Speed Limit Compliance**
 - Seat Belt Compliance**
 - School Buses**
- **Mandatory Seat Belt & Helmet Laws**
- **Motor Vehicle Safety Rulemaking**
 - Rollover Protection**
 - Side Impact Protection**
 - Air Bags**

Intermodal Surface Transportation Efficiency Act of 1991

- Title I Surface Transportation**
- Title II Highway Safety**
- Title III Federal Transit Act Amendments of 1991**
- Title IV Motor Carrier Act of 1991**
- Title V Intermodal Transportation**
- Title VI Research**
- Title VII Air Transportation**
- Title VIII Extension of Highway-Related
 Taxes and Trust Fund**

FEDERAL TRANSIT ACT

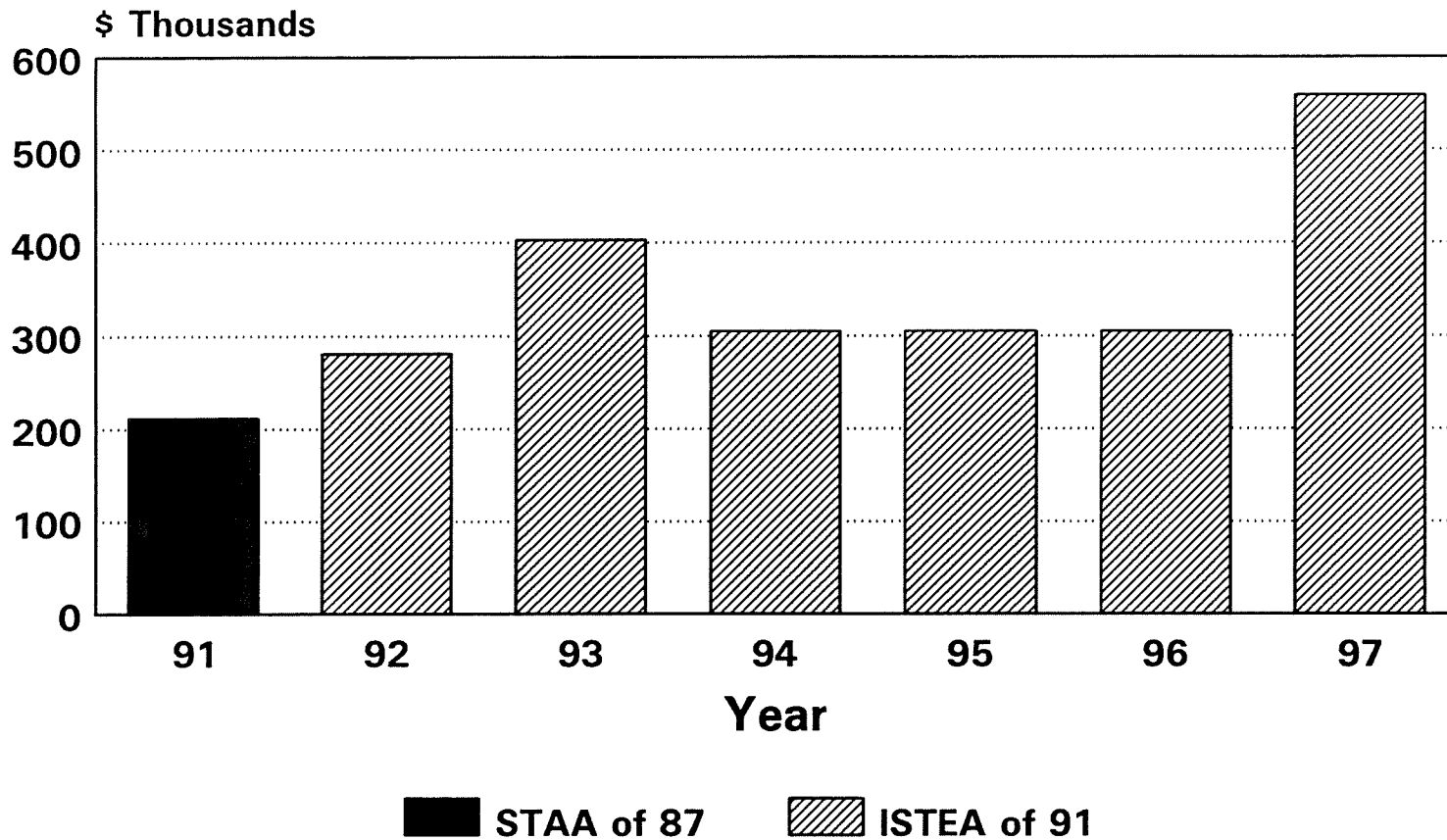
- **Name Change from Urban Mass Transit Administration (UMTA) to Federal Transit Administration (FTA)**
- **Meal Delivery to the Homebound Allowed Under Section 18**
- **Mandated Amount to Intercity Bus Transportation**
- **Increased Funding**

TRANSIT CATEGORIES

- **Section 3 - Discretionary & Formula Capital Program**
- **Section 8 - Planning & Technical Studies**
- **Section 9 - Metro Transit Funding**
- **Section 16(b)(2) - Elderly & Disabled**
- **Section 18 - Rural Public Transportation**

APPORTIONMENT COMPARISON

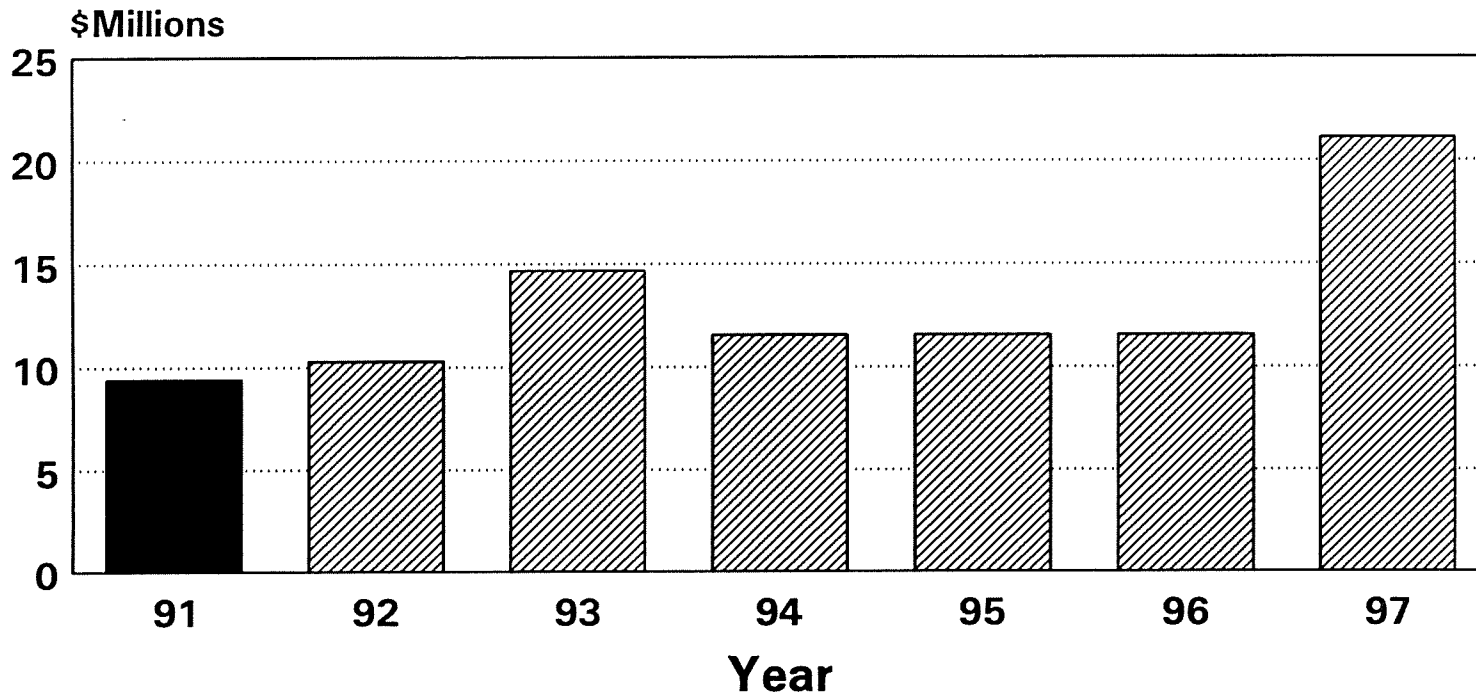
Section 8* for Kansas



* Planning & Technical Studies

APPORTIONMENT COMPARISON

Section 9* for Kansas**



■ STAA of 87 ▨ ISTEA of 91

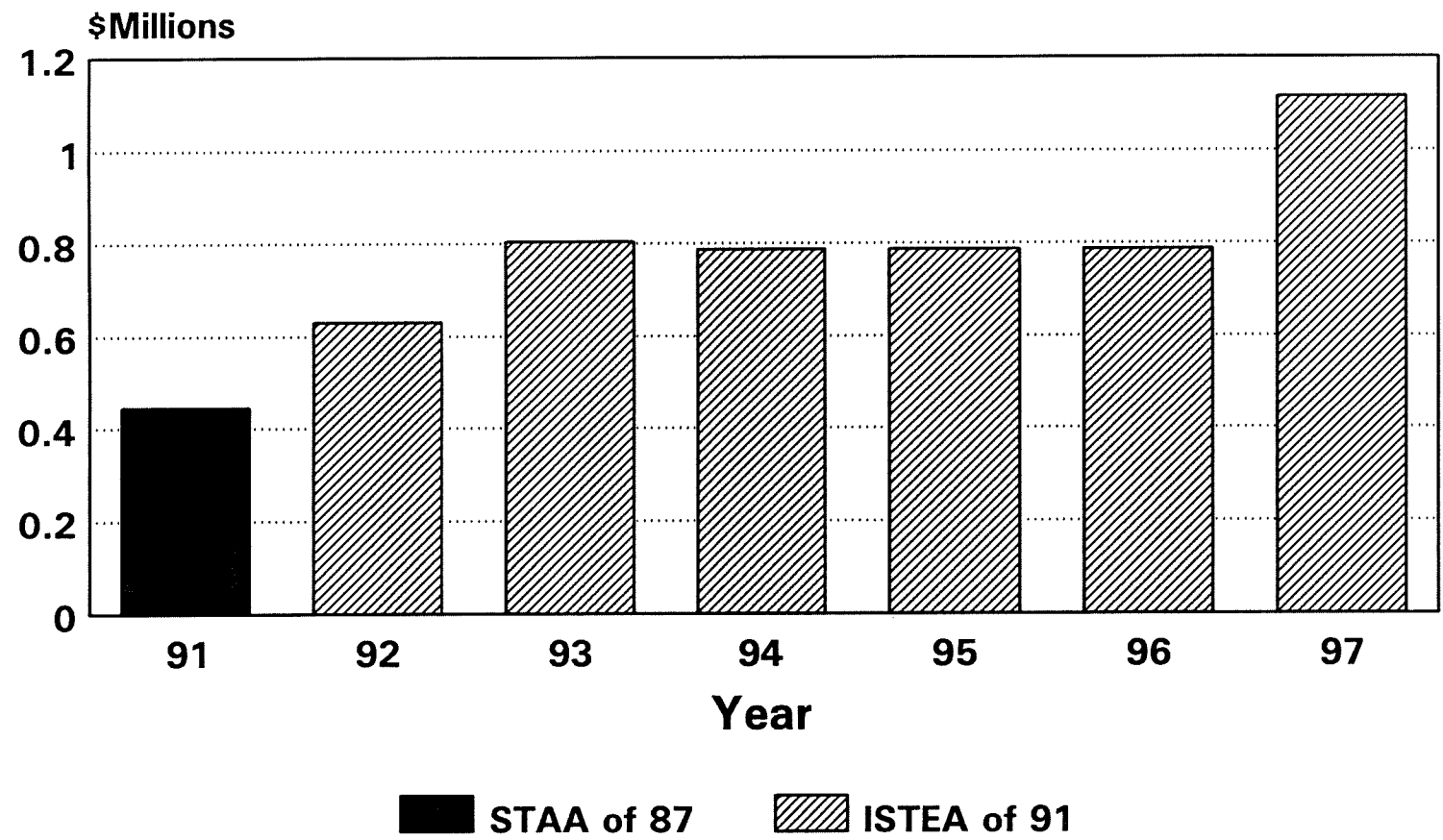
* Metro Transit Funding

** Includes funds for KCATA

(38 of 48)

APPORTIONMENT COMPARISON

Section 16(b)(2)* for Kansas

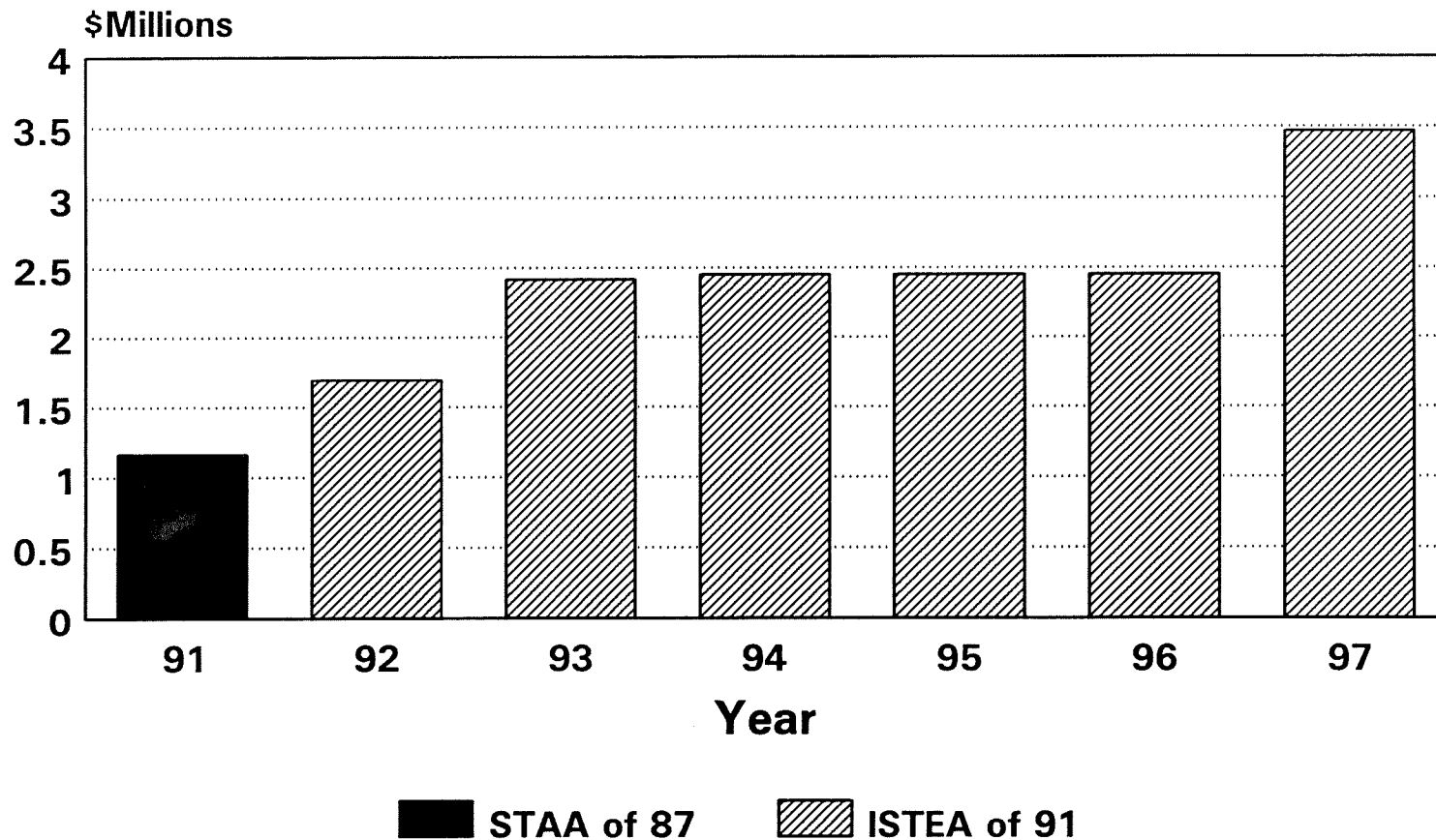


* Elderly & Disabled

(84/10/97)
(590/48)

APPORTIONMENT COMPARISON

Section 18* for Kansas



* Rural Public Transportation

(400448)

Intermodal Surface Transportation Efficiency Act of 1991

Title I	Surface Transportation
Title II	Highway Safety
Title III	Federal Transit Act Amendments of 1991
Title IV	Motor Carrier Act of 1991
Title V	Intermodal Transportation
Title VI	Research
Title VII	Air Transportation
Title VIII	Extension of Highway-Related Taxes and Trust Fund

MOTOR CARRIER ACT

- **Freezes Operation of LCVs After June 1, 1991**
- **States Must Join:**
 - International Registration Plan (IRP)**
 - International Fuel Tax Agreement (IFTA)**
- **Eliminates Bingo Stamp Program**
- **Reauthorizes Motor Carrier Safety Assistance Program (MCSAP)**

**HOW DOES THE BILL
SPECIFICALLY AFFECT
KANSAS**

(818 of 48)
(43 of 48)

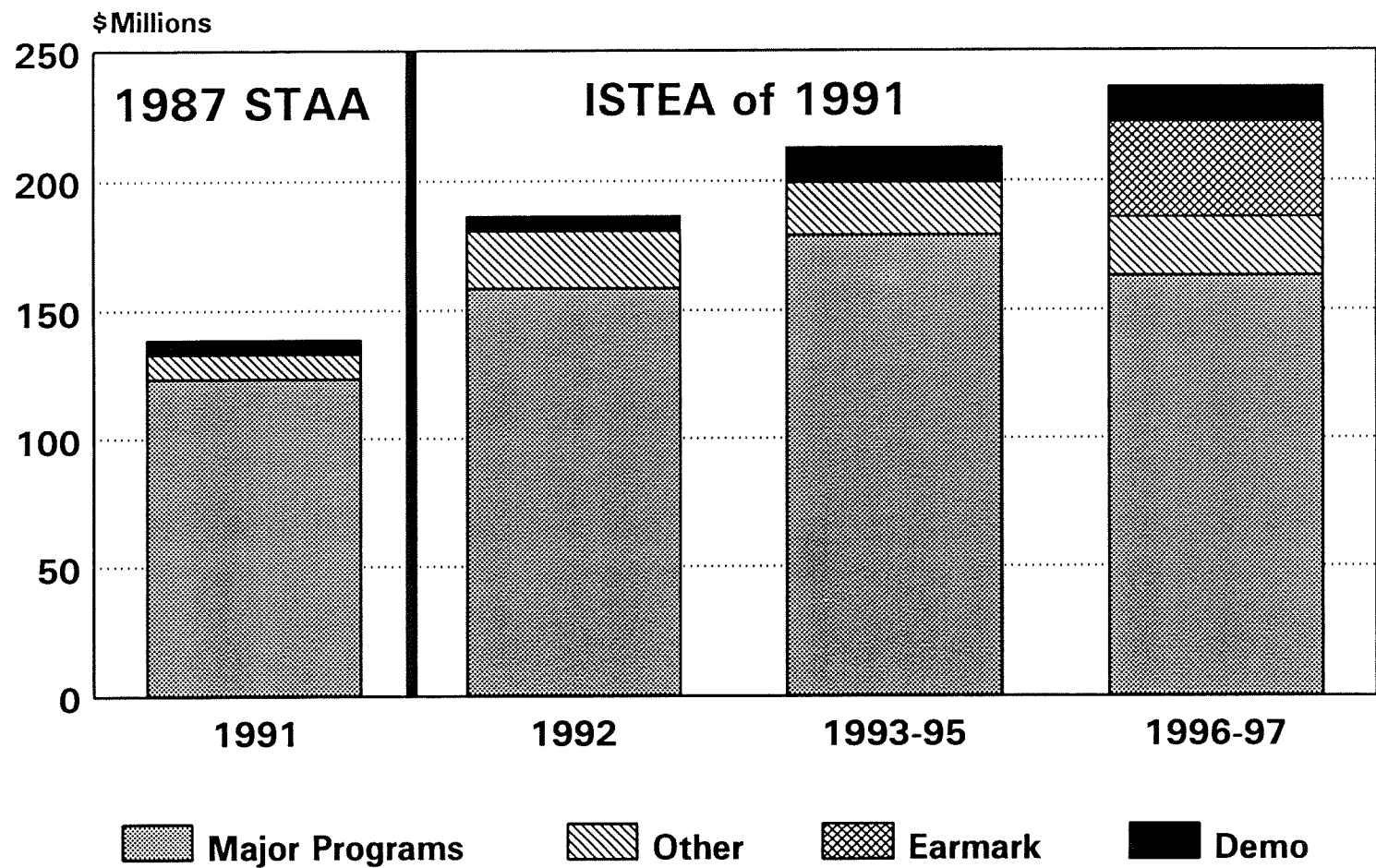
ESTIMATED KANSAS APPORTIONMENTS *

Category	1992	93-95	96-97	Total
I-Maint	\$32.9	\$39.5	\$39.5	\$230.3
Bridge	33.8	40.8	40.8	237.8
N.H.S.	40.2	48.1	48.2	280.9
S.T.P.	43.0	51.5	51.5	300.7
Cong. Mit.	4.1	4.9	5.0	28.9
Hold Harm	26.0	17.8	0	79.2
Demos	5.8	13.5	13.5	73.5
Reimb.	0	0	36.8	73.6
Metro Plan	0.7	0.8	0.8	5.0
SUBTOTAL	\$186.5	\$216.9	\$236.1	\$1,309.8
Fed. Lands	1.7	2.0	2.0	11.6
TOTAL	\$188.2	\$218.9	\$238.1	\$1,321.4

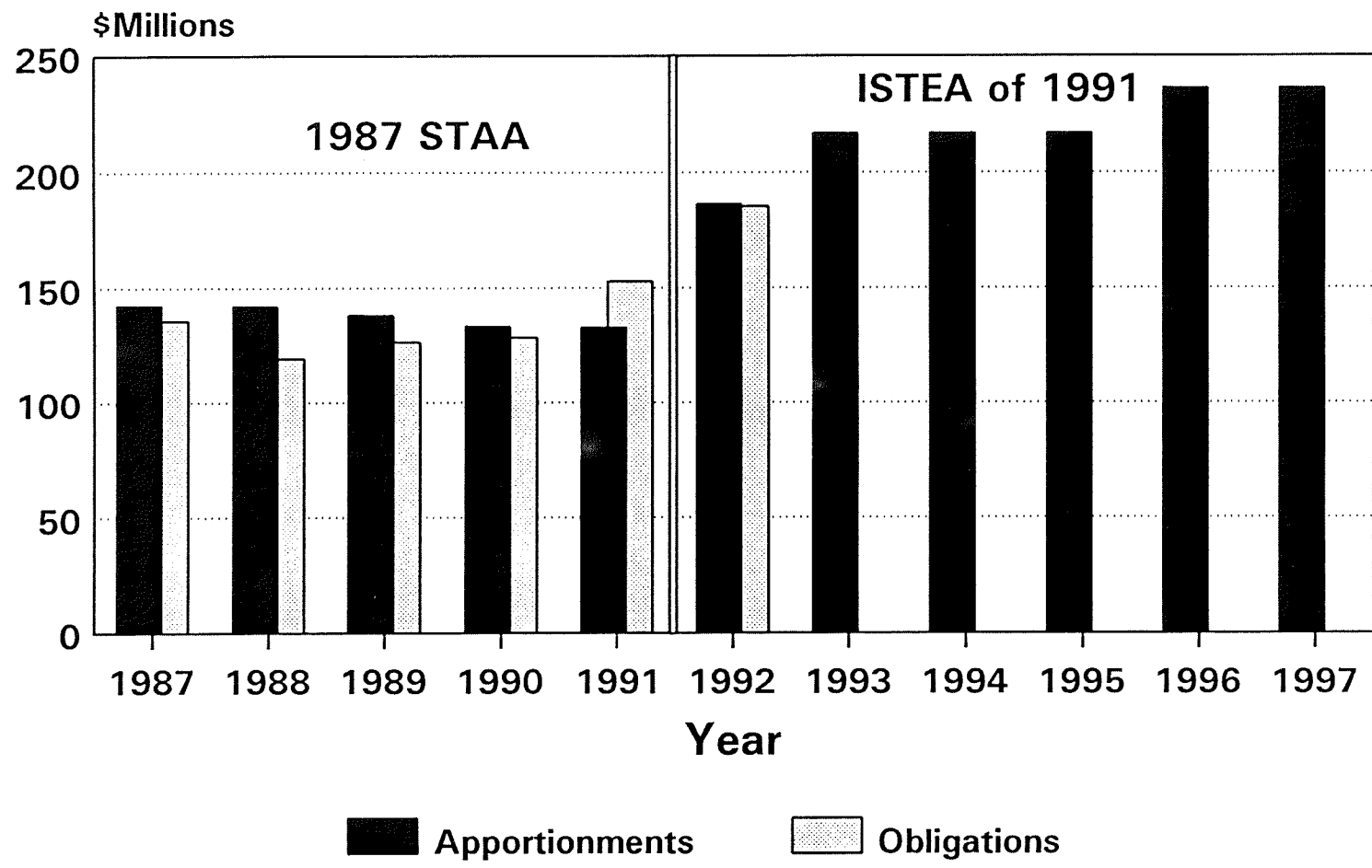
* \$Millions per Year

APPORTIONMENT COMPARISONS

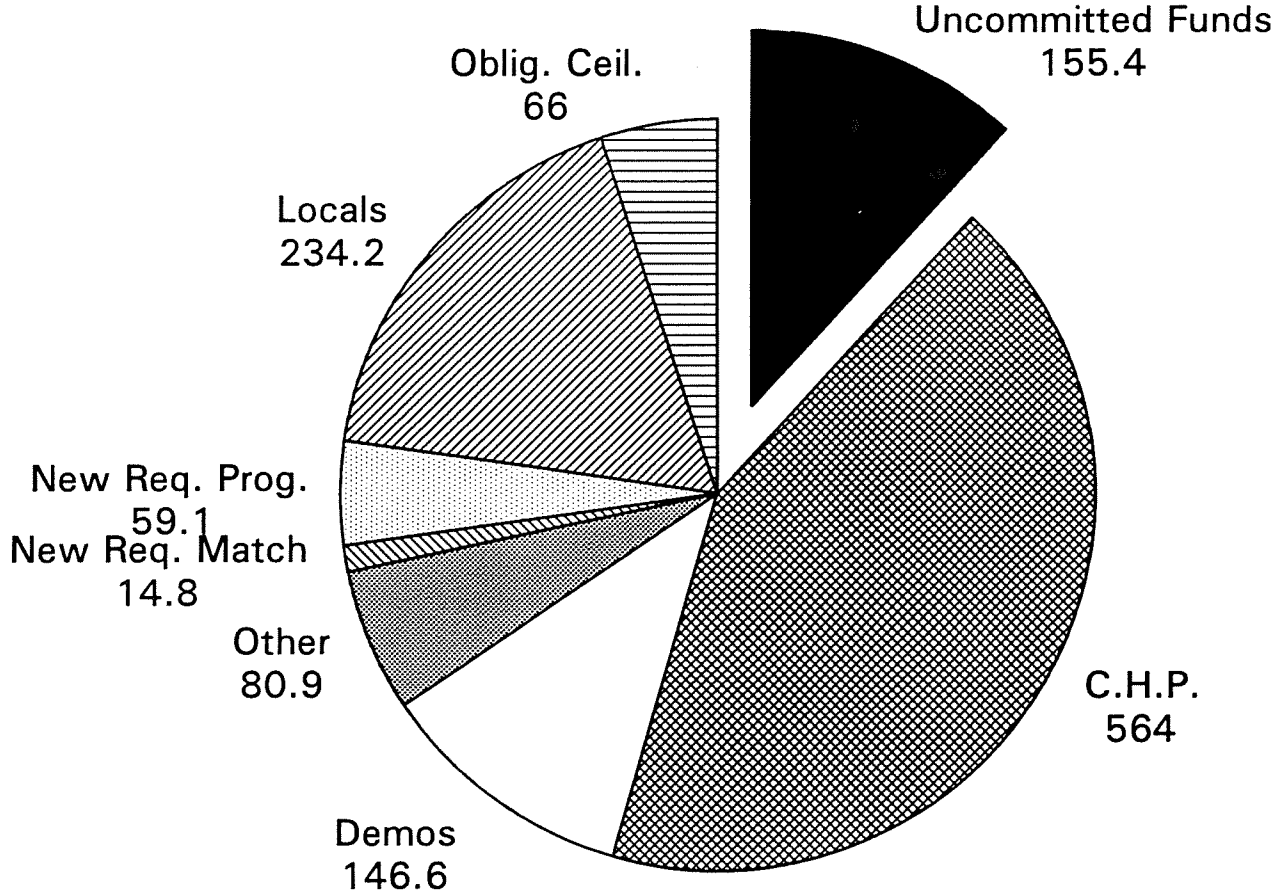
Programs by Year



COMPARISON OF APPORTIONMENTS AND OBLIGATIONS



FEDERAL FUNDING COMMITMENTS



(868047)
(47048)

KANSAS 1992-97 APPORTIONMENTS

Showing Funding Commitments

(\$Millions)

Total 6-Year Apportionments		\$1,321.0
Deduct:		
95% Obligation Limit	(\$66.0)	
Funds for Locals	(234.2)	
New Requirements	(59.1)	
(Trans. Enh. & Cong. Mit.)		
Match for New Require.	(14.8)	
Other	(80.9)	
(Fed. Lands, Safety & HPR)		
Demonstration Projects	(146.6)	
Comprehensive Highway		
Program	(564.0)	
Subtotal of Deducts	(\$1,165.6)	
Total Uncommitted Funds		\$155.4

DEMONSTRATION FUNDING SHORTFALL

(\$ Millions)

<u>Project</u>	<u>Demo Funds</u>	<u>Appr. Act</u>	<u>Proj. Cost</u>	<u>Short Fall</u>
US-81	\$56.2 ¹	--	\$97.6	\$41.4
Hutch. Bypass	48.8	--	48.8	9.8 ²
Riverton to I-44	13.1	\$1.4	37.4	22.9
I-435/Roe/Nall	4.1	3.6	20.3	12.6 ³
Lawrence Circ.	3.3	--	47.9	44.6
Leav. Trfwy.	8.6	--	8.6	--
US-54/Oliver	6.6	--	6.6 ⁴	--
Oakland Expr.	5.9	--	24.1	18.2
Total	\$146.6	\$5.0	\$291.3	\$149.5

(1) Max. amount avail. dependent on language interpretation

(2) Required 20% Match

(3) Add another \$51 million to do mainline

(4) Part of a larger project with state & local \$