

Approved 2-15-90
Date

MINUTES OF THE SENATE COMMITTEE ON LABOR, INDUSTRY and SMALL BUSINESS

The meeting was called to order by Senator Alicia Salisbury at
Chairperson

1:30 ~~am~~/p.m. on February 8, 1990 in room 527-S of the Capitol.

All members were present except:

Senator Strict
Senator Martin
Senator Daniels

Committee staff present:

Jerry Ann Donaldson, Kansas Legislative Research Department
Gordon Self, Revisor of Statutes Office
Phil Lowe, Committee Secretary

Conferees appearing before the committee:

Ray Siehndel, Department of Human Resources
Steve Ingram, AFL-CIO

The meeting was called to order at 1:30 p.m. by the Chairman,
Senator Alicia Salisbury.

Ray Siehndel, Secretary of the Department of Human Resources, distributed a handout containing charts (Attachment I) and reviewed the Job Training Partnership Act. The Secretary said the purpose of the Act was to establish programs to prepare youth and unskilled adults for entry into the labor force and to afford job training to those economically disadvantaged individuals and other individuals facing serious barriers to employment who are in special need of such training to obtain productive employment. Mr. Siehndel reviewed and answered questions for the committee on the Job Training Partnership Act Administrative Structure, Service Delivery Areas, JPTA Activities, JPTA Services and JPTA Funding.

Steve Ingram, AFL-CIO, was scheduled to brief the committee on problems they have been experiencing with the Job Training Partnership Act but for lack of time he was rescheduled for next Wednesday's meeting.

The Chairman stated that representatives of Private Industry Councils are scheduled to meet with the committee to review the allocations in Service Delivery Areas. Since it is a project using federal money for training it is important for the committee to understand what the requirements are at the federal level and what parameters the SDA must work within and how they are achieving that purpose.

The meeting was adjourned at 2:30 p.m. by the Chairman.

The committee will meet again next Wednesday, February 14, 1990.

JTPA

The Job Training Partnership Act

Signed by President Reagan October 13, 1982

Amended October 16, 1986

PURPOSE:

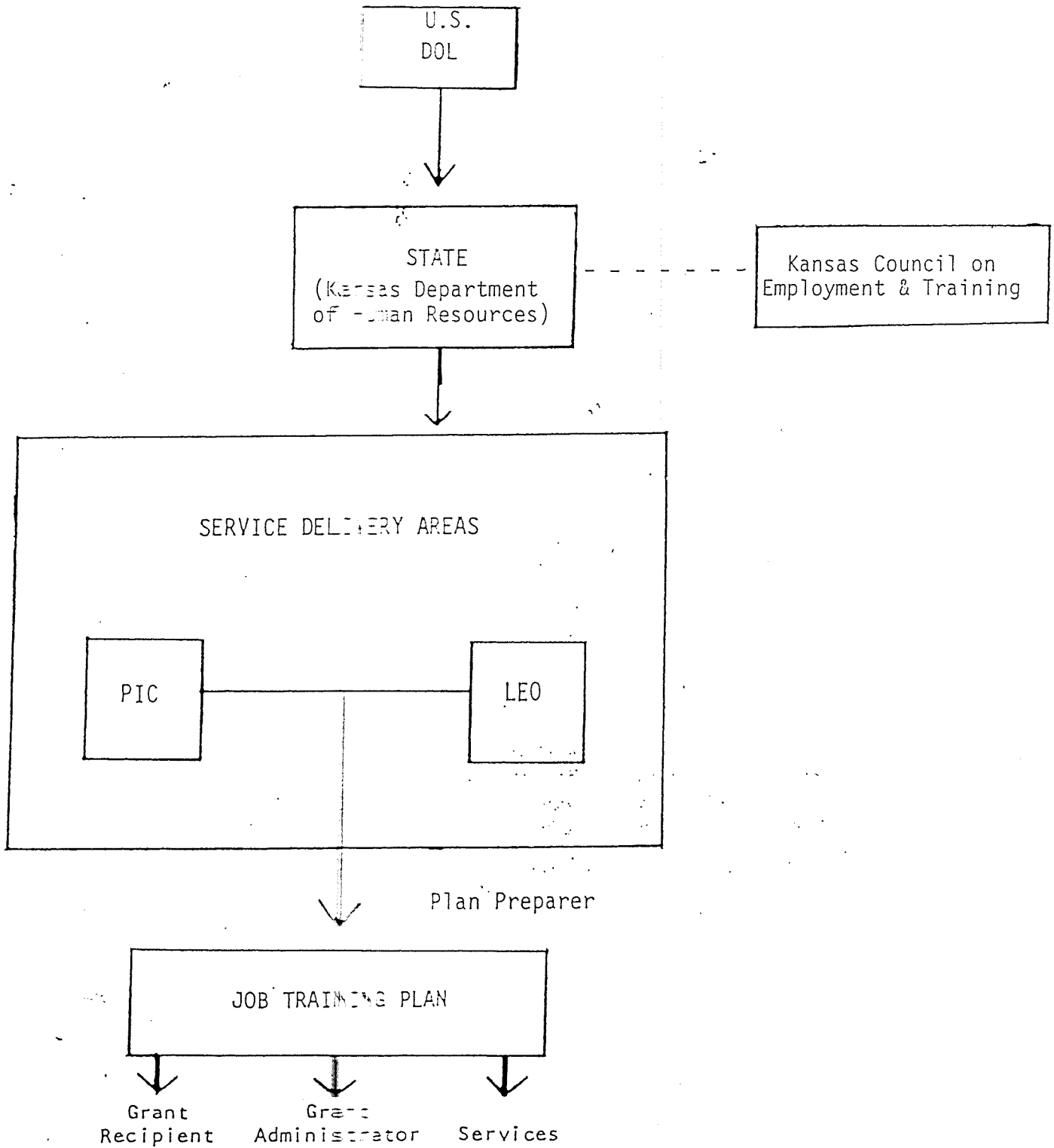
"...to establish programs to prepare youth and unskilled adults for entry into the labor force and to afford job training to those economically disadvantaged individuals and other individuals facing serious barriers to employment who are in special need of such training to obtain productive employment."

Attachment I

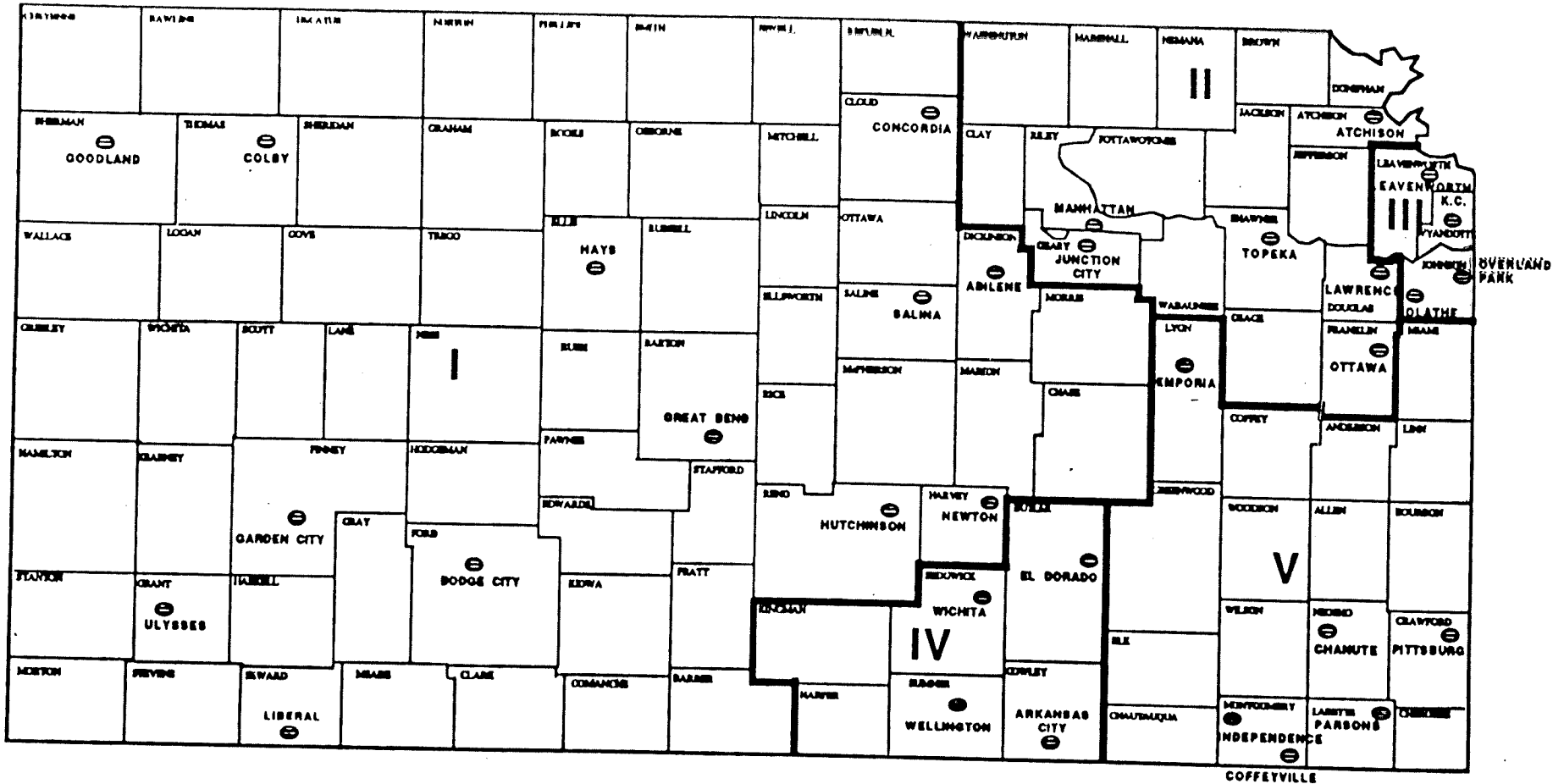
Attachment I
2-8-90

①

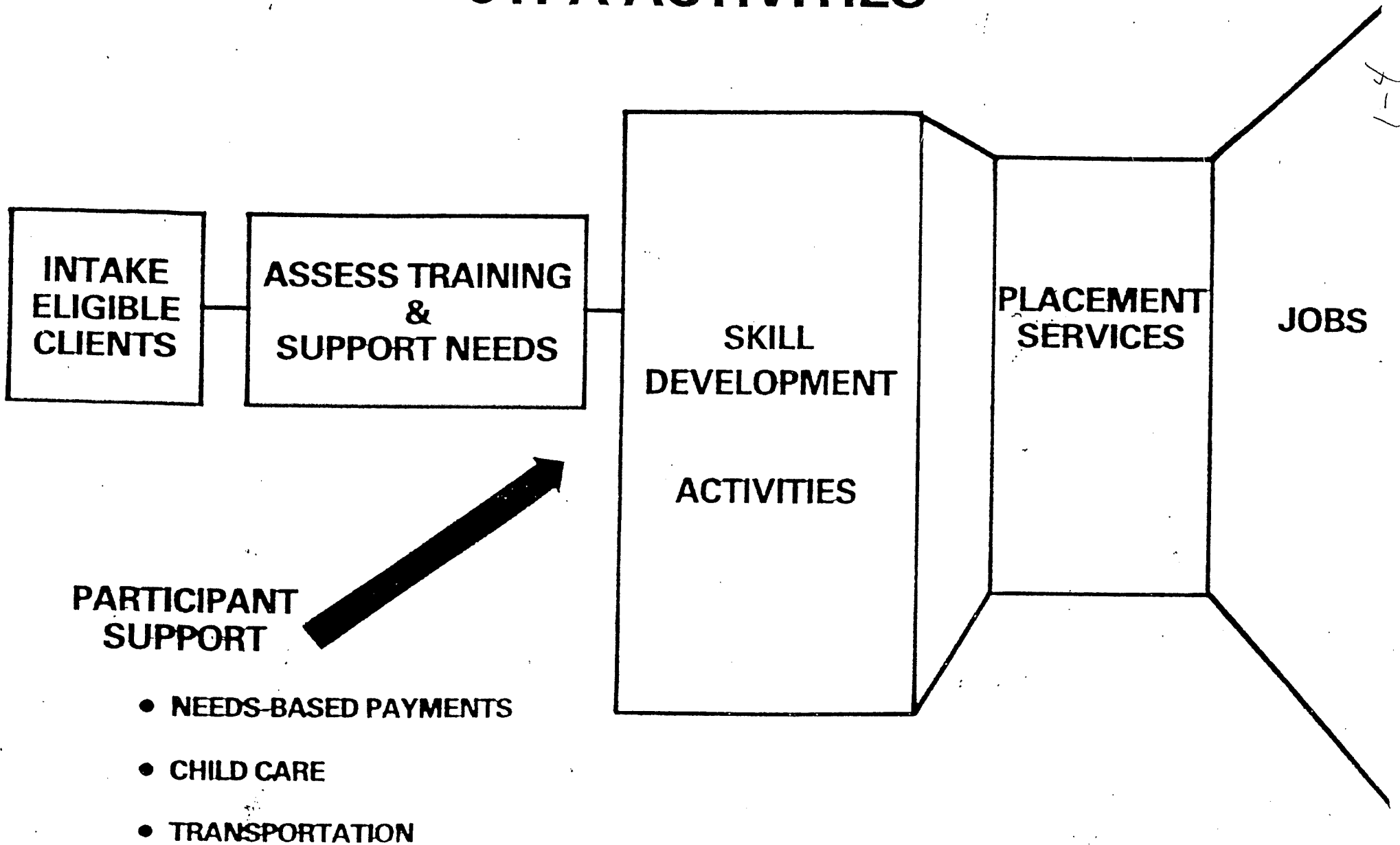
THE JTF: ADMINISTRATIVE STRUCTURE



JTPA SERVICE DELIVERY AREAS



JTPA ACTIVITIES



5-1

JTPA SERVICES

ON-THE-JOB TRAINING

CUSTOMIZED TRAINING

CLASSROOM SKILLS TRAINING

REMEDIAL EDUCATION

WORK EXPERIENCE

ENGLISH AS A SECOND LANGUAGE

ASSESSMENT

JOB DEVELOPMENT/PLACEMENT

SUPPORT SERVICES

JTPA Funding

9-6
1-1

Title IIA -

- 78% - SDA Allocations
- 5% - State Administration
- 6% - SDA Awards and Technical Assistance
- 8% - Education Coordination & Grants
- 3% - Older Worker Program

Title IIB - Summer Youth Employment & Training Program

Title III - Dislocated Worker Program

JTPA Funding Levels
 Program Year 88
 July 1, 1988 - June 30, 1989

Title IIA - \$10,494,920

78% - SDAs -	\$8,186,038
5% - Administration -	524,746
6% - Awards & TA -	629,695
8% - Education -	839,594
3% - Older Workers -	314,848

Title IIB - Summer Youth Program - \$4,166,613

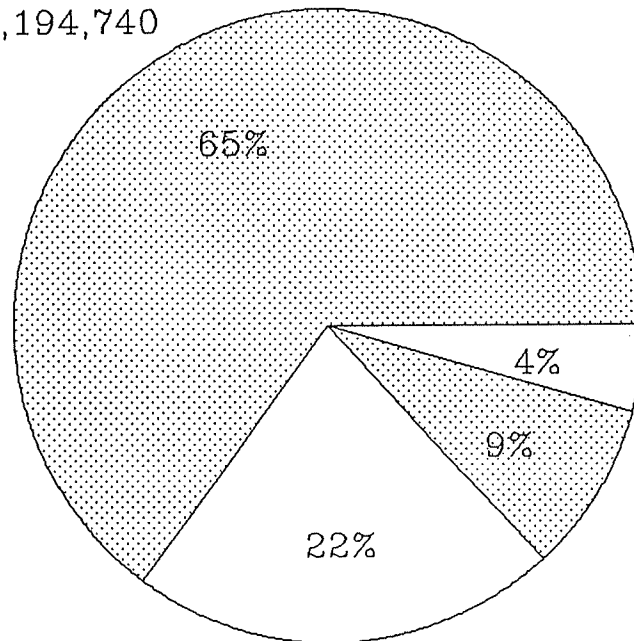
Title III - Dislocated Worker Program - \$1,316,042

SDA Allocations

<u>SDA</u>	<u>Title IIA Allocation</u>	<u>Title IIB Allocation</u>
I	\$1,781,235	\$962,483
II	\$1,537,805	\$756,647
III	\$1,339,942	\$563,468
IV	\$1,965,213	\$1,043,730
V	\$1,561,843	\$840,285
TOTAL	\$8,186,038	\$4,166,613

JOB TRAINING PARTNERSHIP ACT (JTPA)
DOLLARS EXPENDED BY MAJOR PROGRAM TITLE
SFY 1989 (JTPA Program Year 1988)

TITLE IIA
\$10,194,740



TITLE III-DISCRET.
\$704,545

TITLE III-FORMULA
\$1,369,128

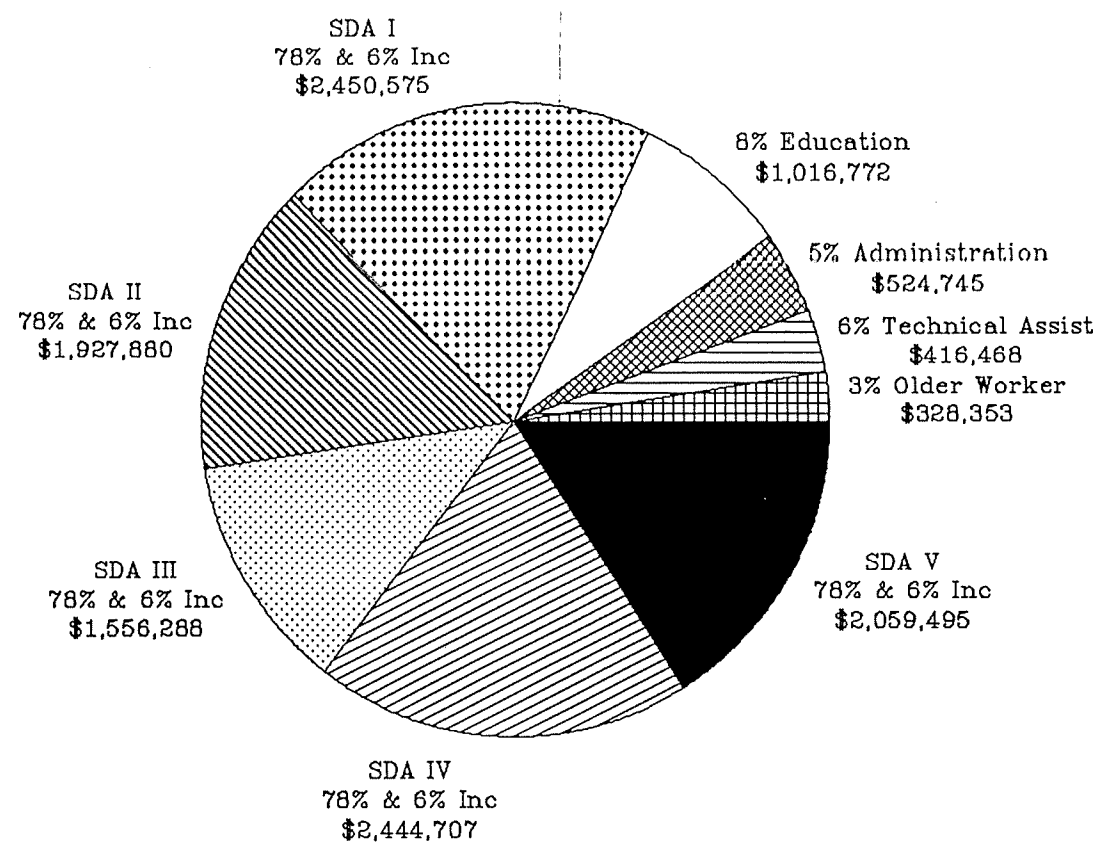
* TITLE IIB
\$3,478,892

* TITLE IIB Expenditures are for the
SUMMER 1989 Program *

8-1

JOB TRAINING PARTNERSHIP ACT (JTPA)

SFY 1989 (JTPA Program Year 1988)
FUNDS AVAILABLE - July 1988 to June 1989

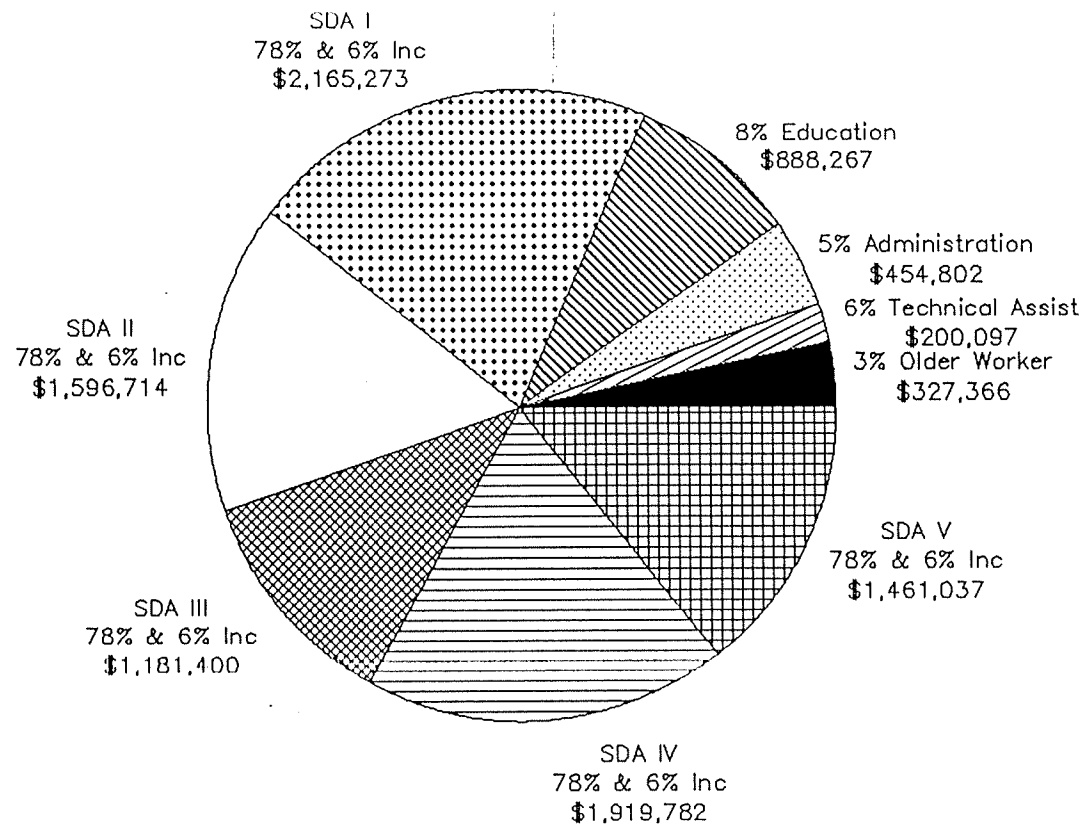


Total Funds AVAILABLE

(The SDA amounts include 6% Incentive Award Expended)

JOB TRAINING PARTNERSHIP ACT (JTPA)

SFY 1989 (JTPA Program Year 1988)
TITLE IIA ONLY - July 1988 to June 1989



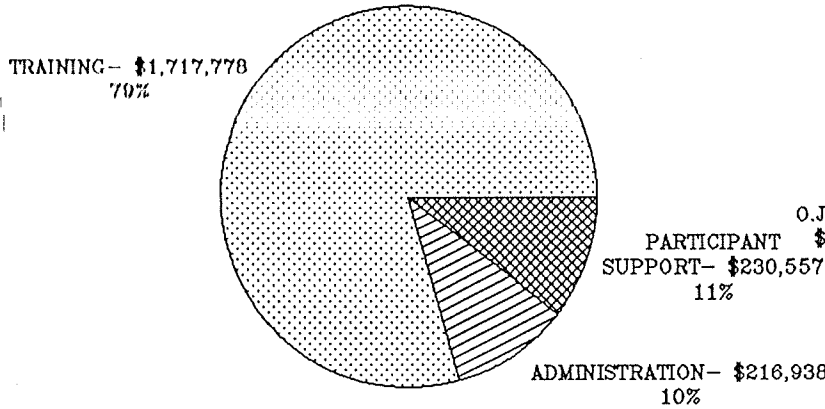
Total Funds Expended

(The SDA amounts include 6% Incentive Award Expended)


SERVICE DELIVERY AREA I

TITLE IIA EXPENDITURES

SFY 1989 (JTPA Program Year 1988)



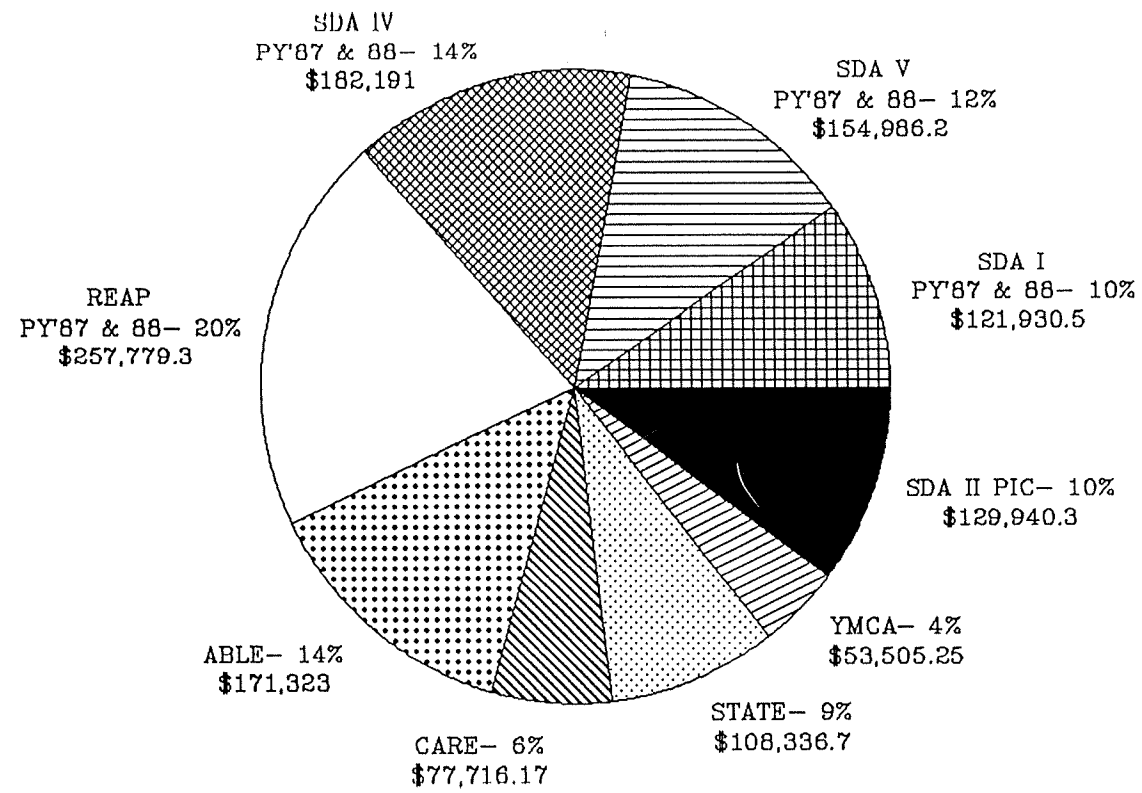
Expenses per
MAJOR COST CATEGORY



TRAINING Expenditures

JOB TRAINING PARTNERSHIP ACT (JTPA) SFY 1989 (JTPA Program Year 1988) TITLE III\FORMULA EXPENDED BY PROJECT

1-12

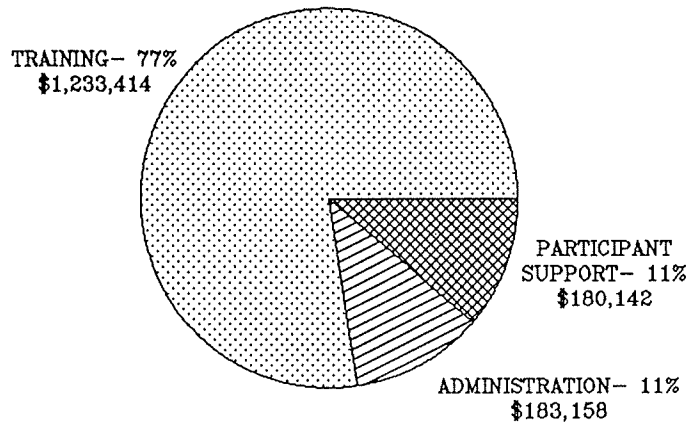


Summary of Title IIA
 Program Year 1988
 Period of July 1, 1988 through June 30, 1989
 ** DETAIL **

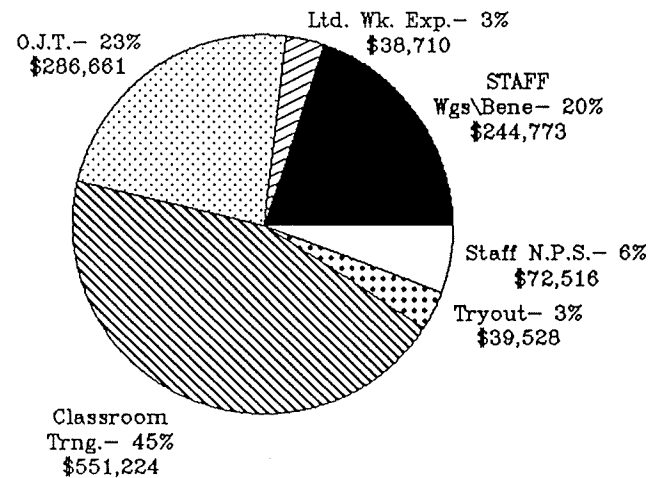
	<u>Carry In Funds</u>	<u>New *Allocation*</u>	<u>Incentive Awards</u>	<u>Total Availability</u>	<u>Expenditures for Period</u>	<u>Forward to P. Y. 1989</u>
* 22% *						
3%	\$13,505	\$314,848	\$0	\$328,353	\$327,366	\$987
5%	(\$0)	\$524,745	\$0	\$524,745	\$454,802	\$69,943
6%	\$101,621	\$629,695	(\$314,848) (1)	\$416,468	\$200,097	\$216,371
8%	\$177,178	\$839,594	\$0	\$1,016,772	\$888,267	\$128,505
Sub total	\$292,304	\$2,308,882	(\$314,848)	\$2,286,338	\$1,870,532	\$415,806
* 78% *						
SDA I	\$605,675	\$1,781,235	\$63,665	\$2,450,575	\$2,165,273	\$285,302
SDA II	\$326,679	\$1,537,804	\$63,397	\$1,927,880	\$1,596,714	\$331,166
SDA III	\$152,377	\$1,339,942	\$63,969	\$1,556,288	\$1,181,400	\$374,888
SDA IV	\$417,941	\$1,965,213	\$61,553	\$2,444,707	\$1,919,782	\$524,925
SDA V	\$435,388	\$1,561,843	\$62,264	\$2,059,495	\$1,461,037	\$598,458
Sub total	\$1,938,060	\$8,186,037	\$314,848	\$10,438,945	\$8,324,206	\$2,114,739
Title IIA SUMMARY	\$2,230,364	\$10,494,919	\$0	\$12,725,283	\$10,194,738	\$2,530,545

(1) This represents approximately 50% of the "new" 6% allocation.

SERVICE DELIVERY AREA II TITLE IIA EXPENDITURES SFY 1989 (JPTA Program Year 1988)

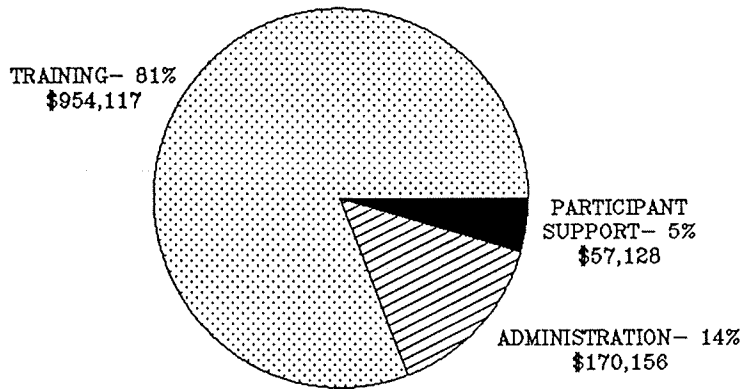


Expenses by
MAJOR COST CATEGORY

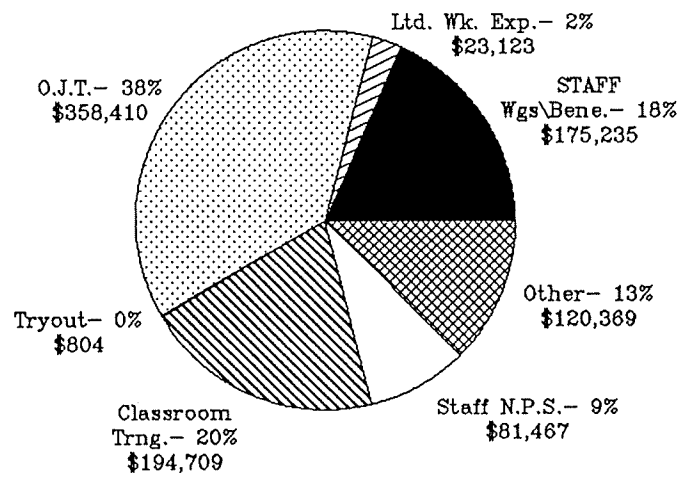


TRAINING Expenditures

SERVICE DELIVERY AREA III TITLE IIA EXPENDITURES SFY 1989 (JTPA Program Year 1988)

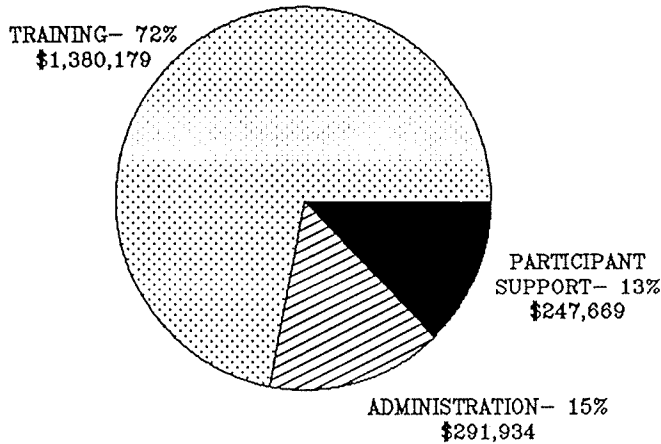


Expenses by
MAJOR COST CATEGORY

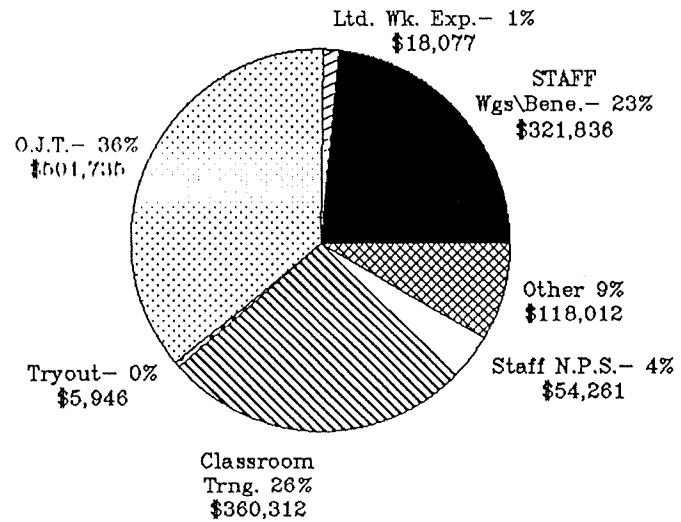


TRAINING Expenditures

SERVICE DELIVERY AREA IV TITLE IIA EXPENDITURES SFY 1989 (JTPA Program Year 1988)

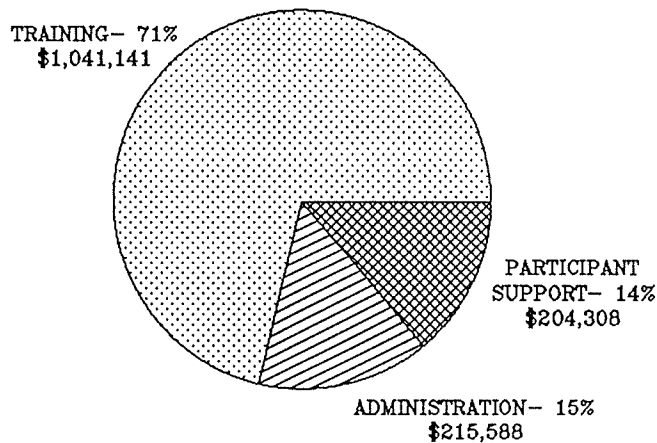


Expenses by
MAJOR COST CATEGORY

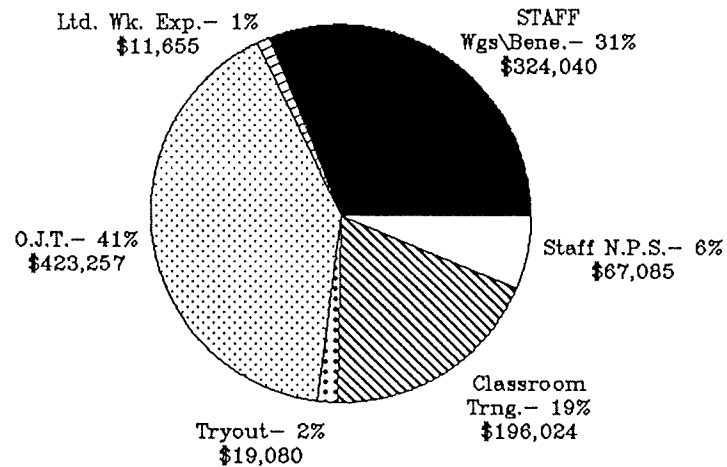


TRAINING Expenditures

SERVICE DELIVERY AREA V TITLE IIA EXPENDITURES SFY 1989 (JTPA Program Year 1988)



Expenses by
MAJOR COST CATEGORY



TRAINING Expenditures

**Summary of Expenditures
for TITLE IIA
T.P.'83**

	Notice of Obligation	6-30-84 Expenses	Balance Forward
3%	\$239,181	\$88,256	\$150,925
5%	\$398,635	\$331,392	\$67,243
6%	\$478,362	\$294,572	\$183,790
8%	\$637,816	\$46,539	\$591,277
22% Total	\$1,753,994	\$760,760	\$993,234
SDA I	\$944,000	\$625,496	\$318,504
SDA II	\$1,250,955	\$769,209	\$481,746
SDA III	\$1,157,301	\$490,769	\$666,532
SDA IV	\$1,926,555	\$1,380,769	\$545,786
SDA V	\$939,895	\$820,350	\$119,545
SDA TOTAL	\$6,218,706	\$4,086,593	\$2,132,113
TITLE IIA TOTAL	\$7,972,700	\$4,847,352	\$3,125,348

RECEIVED

Summary of Expenditures
for TITLE IIIA
P.Y.'84

	Carry-In	NOA	Incentive	Total Planned	6-30-85 Expenses	Balance Forward
3%	\$150,925	\$357,431		\$508,356	\$311,195	\$197,161
5%	\$67,243	\$595,719		\$662,962	\$614,791	\$48,171
6%	\$183,790	\$714,864	(\$175,000)	\$723,654	\$606,775	\$116,879
8%	\$591,277	\$953,151		\$1,544,428	\$701,073	\$843,355
22% Total	\$993,234	\$2,621,165	(\$175,000)	\$3,439,399	\$2,233,833	\$1,205,566
SDA I	\$318,504	\$1,750,379	\$67,185	\$2,136,068	\$1,276,783	\$859,285
SDA II	\$481,746	\$1,859,852	\$54,071	\$2,395,669	\$1,512,803	\$882,866
SDA III	\$666,532	\$1,465,728	\$0	\$2,132,260	\$1,897,398	\$234,862
SDA IV	\$545,786	\$2,608,607	\$10,505	\$3,164,898	\$2,272,565	\$892,333
SDA V	\$119,545	\$1,608,658	\$43,238	\$1,771,441	\$1,412,427	\$359,014
SDA TOTAL	\$2,132,113	\$9,293,224	\$174,999	\$11,600,336	\$8,371,975	\$3,228,361
TOTAL	\$3,125,348	\$11,914,389	(\$1)	\$15,039,735	\$10,605,808	\$4,433,927

Summary of Expenditures for TITLE IIA P.Y. '85

	Carry-In	NOA	Incentive	Planned	6-30-86 Expenses	Balance Forward
3%	\$197,161	\$321,689		\$518,850	\$501,086	\$17,764
5%	\$48,171	\$536,148		\$584,319	\$549,552	\$34,767
6%	\$116,879	\$643,377	(\$175,000)	\$585,256	\$495,651	\$89,605
8%	\$843,355	\$857,836		\$1,701,191	\$1,494,335	\$206,856
22% Total	\$1,205,566	\$2,359,050	(\$175,000)	\$3,389,616	\$3,040,624	\$348,992
SDA I	\$859,285	\$1,176,800	\$60,274	\$2,096,359	\$1,792,163	\$304,196
SDA II	\$882,866	\$1,902,788	\$43,907	\$2,829,561	\$2,064,999	\$764,562
SDA III	\$234,862	\$1,360,807	\$10,000	\$1,605,669	\$1,332,376	\$273,293
SDA IV	\$892,333	\$2,169,764	\$35,509	\$3,097,606	\$2,799,392	\$298,214
SDA V	\$359,014	\$1,753,743	\$25,310	\$2,138,067	\$1,960,465	\$177,602
SDA TOTAL	\$3,228,361	\$8,363,902	\$175,000	\$11,767,263	\$9,949,395	\$1,817,868
TOTAL	\$4,433,927	\$10,722,952	(\$0)	\$15,156,879	\$12,990,019	\$2,166,859

1-21

Summary of Expenditures
for TITLE IIA
P.Y. '86

	Carry-In	NOA	Incentive	Planned	6-30-87 Expenses	Balance Forward
3%	\$17,764	\$273,699		\$291,463	\$285,147	\$6,316
5%	\$34,767	\$456,166		\$490,933	\$453,710	\$37,223
6%	\$89,605	\$547,399	(\$272,000)	\$365,004	\$338,834	\$26,170
8%	\$206,856	\$729,865		\$936,721	\$846,304	\$90,417
22% Total	\$348,992	\$2,007,129	(\$272,000)	\$2,084,121	\$1,923,995	\$160,126
SDA I	\$304,196	\$1,147,556	\$55,119	\$1,516,344	\$1,302,952	\$213,392
SDA II	\$764,562	\$1,516,275	\$55,175	\$2,327,439	\$1,982,620	\$344,819
SDA III	\$273,293	\$1,255,122	\$53,978	\$1,596,246	\$1,408,433	\$187,813
SDA IV	\$298,214	\$1,628,254	\$51,030	\$1,977,498	\$1,684,309	\$293,189
SDA V	\$177,602	\$1,568,976	\$56,698	\$1,788,523	\$1,490,326	\$298,197
SDA TOTAL	\$1,817,868	\$7,116,183	\$272,000	\$9,206,050	\$7,868,640	\$1,337,410
TOTAL	\$2,166,859	\$9,123,312	\$0	\$11,290,171	\$9,792,635	\$1,497,536

1-22

Summary of Expenditures
for TITLE IIA
P.Y. '87

	Carry-In	NOA	Incentive	Planned	6-30-88 Expenses	Balance Forward
3%	\$6,316	\$313,121		\$319,437	\$305,932	\$13,505
5%	\$37,223	\$521,868		\$559,091	\$559,091	\$0
6%	\$26,170	\$626,241	(\$247,056)	\$405,355	\$303,734	\$101,621
8%	\$90,417	\$834,989		\$925,406	\$748,228	\$177,178
22% Total	\$160,126	\$2,296,219	(\$247,056)	\$2,209,289	\$1,916,985	\$292,304
SDA I	\$213,392	\$1,709,327	\$65,059	\$1,987,778	\$1,382,103	\$605,675
SDA II	\$344,819	\$1,629,529	\$63,904	\$2,038,252	\$1,711,574	\$326,678
SDA III	\$187,813	\$1,296,788	\$0	\$1,484,601	\$1,332,224	\$152,377
SDA IV	\$293,189	\$1,929,613	\$53,997	\$2,276,799	\$1,858,858	\$417,941
SDA V	\$298,197	\$1,575,880	\$64,096	\$1,938,173	\$1,502,785	\$435,388
SDA TOTAL	\$1,337,410	\$8,141,137	\$247,056	\$9,725,603	\$7,787,544	\$1,938,059
78% TOTAL	\$1,497,536	\$10,437,356	\$0	\$11,934,892	\$9,704,529	\$2,230,363

1-23

Summary of Expenditures
for TITLE IIA
P.Y.'88

(July 1, 1988 to June 30, 1989)

	Carry-In	NOA	Incentive	Planned	6-30-89 Expenses	Balance Forward
3%	\$13,505	\$314,848		\$328,353	\$327,366	\$987
5%	\$0	\$524,746		\$524,746	\$454,802	\$69,944
6%	\$101,621	\$629,695	(\$314,848)	\$416,468	\$200,097	\$216,371
8%	\$177,178	\$839,594		\$1,016,771	\$888,267	\$128,504
22% Total	\$292,304	\$2,308,882	(\$314,848)	\$2,286,338	\$1,870,532	\$415,806
SDA I	\$605,675	\$1,781,235	\$63,665	\$2,450,575	\$2,165,272	\$285,303
SDA II	\$326,679	\$1,537,804	\$63,397	\$1,927,880	\$1,596,714	\$331,166
SDA III	\$152,377	\$1,339,942	\$63,969	\$1,556,288	\$1,181,400	\$374,888
SDA IV	\$417,941	\$1,965,213	\$61,553	\$2,444,707	\$1,919,782	\$524,925
SDA V	\$435,388	\$1,561,843	\$62,264	\$2,059,495	\$1,461,037	\$598,458
SDA TOTAL	\$1,938,060	\$8,186,037	\$314,848	\$10,438,945	\$8,324,205	\$2,114,740
TOTAL	\$2,230,364	\$10,494,919	\$0	\$12,725,284	\$10,194,737	\$2,530,546