

MINUTES OF THE HOUSE COMMITTEE ON FEDERAL & STATE AFFAIRS

The meeting was called to order by REPRESENTATIVE ROBERT H. MILLER at \_\_\_\_\_  
Chairperson

1:30 a.m./p.m. on February 23, 1988 in room 526S of the Capitol.

All members were present except:

Representative Jenkins - E

Committee staff present:

Mary Torrence, Revisor's Office  
Mary Galligan, Research Department  
Lynda Hutfles, Secretary

Conferees appearing before the committee:

Representative Gatlin  
Representative Shallenburger  
Randy Burlison, Columbus Chamber of Commerce  
John Belmont, Cherokee County Commission  
Reverend Richard Taylor, Kansans' for Life at its Best  
Tom Becher, Kansas National Guard  
Gene Yockers, Kansas Real Estate Commission

The meeting was called to order by Chairman Miller.

HB2776 - Parimutuel racing act; relating to procedures for the grant or denial of certain licenses.

Representative Roy gave a subcommittee report and explained the proposed substitute for HB2776. The proposed substitute goes back into the parimutuel act and says that grants or denials of organization license, facility license or operator licenses shall not be subject to the Administrative Procedures Act and calls for expedient judicial review of applications.

Representative Peterson made a motion, seconded by Representative Ramirez, to report the substitute for HB2776 favorably. The motion carried.

HB2826 - Preference for Kansas High School and College graduates

Representative Gatlin, co-sponsor of the bill, explained that the intent of the bill is to provide additional points once a person has passed the Civil Service exam for a high school graduate from a Kansas school or a Kansas college graduate. He suggested two changes in the bill. First, a clarification that these points are not cumulative with the veteran's preference points. Second, the points should be reduced to 4 points for a high school graduate or 8 points for a college graduate so that the disabled veteran still receives the maximum number of points. See attachment A.

Representative Rolfs asked Representative Gatlin if he felt that by hiring Kansans you are going to be hiring more qualified people. Rep. Gatlin said he felt much more comfortable hiring someone from their home state to stay as a long term employee.

HB2956 - Temporary membership in certain clubs

Representative Shallenburger explained the bill which would allow temporary private club membership at a parimutuel race track in Cherokee County. A number of people have said that Cherokee County would be a good place for a parimutuel race track. Cherokee county voted against liquor by the drink and it is the feeling of the County Commission that without it there will not be a track. Liquor by the drink failed by 600 votes, parimutuel racing passed by 900 votes.

Randy Burlison, representing the Columbus Chamber of Commerce, testified in support of the bill. Presently, there are two promoters considering building a dog track in Southeast Kansas. Both of them have shown interest in Cherokee County, but have not pursued a location there because of the absence of "liquor by the drink". HB2956 would eliminate this concern and would not open the whole county up to liquor by the drink. See attachment B.

CONTINUATION SHEET

MINUTES OF THE HOUSE COMMITTEE ON FEDERAL & STATE AFFAIRS

room 526S, Statehouse, at 1:30 a.m./p.m. on February 23, 1988, 19   

There was discussion of the constitutionality of exceptions like the Wichita airport, hotels and now race tracks. Mr. Burleson said he did not know about the constitutionality. They haven't gotten any commitments from a promoter. Cherokee County is a good spot for a race track and this is an avenue to get liquor by the drink.

John Belmont, Chairman Cherokee County Commission, expressed support of the bill and said it will give Cherokee County a more level playing field as they attempt to compete for economic development dollars in new tourism initiatives like parimutuel racing. See attachment C.

Reverend Richard Taylor, Kansans for Life at its Best, told the committee it bothered him that they are talking about the number one drug problem and are tying it in with economic development.

HB2957 - National guard pay and allowances

Tom Becher, Comptroller for National Guard, gave testimony in support of the bill which would raise the minimum pay from \$35 - \$45 for members of the Kansas National Guard ordered by the Governor to active duty. This is the same pay allowed to persons of the same rank or grade and length of service in the armed forces of the United States. See attachment D.

Representative Eckert distributed a pay table of daily rates of basic pay of officer, warrant officers and enlisted members. See attachment E.

Hearings were concluded on HB2957.

SB283 - Real Estate Brokers and salespersons license act

Gene Yockers, Real Estate Commission, testified in support of the bill which deletes language requiring a real estate license of persons who assist in or direct the arrangement for mortgage financing on real estate while not acting in the capacity of a mortgagee or mortgagee's agent. The bill gives the Commission authority to impose Civil fines against licensees for violations of the license act. If litigation is filed, the period of time for commission complaints is extended. The bill allows the commission to use emergency procedures to suspend, restrict or revoke a license when a licensee enters a plea of guilty or nolo contendere or has been convicted of a felony charge. The bill also provides for additional fees. See attachment F.

Hearings were concluded on SB283.

The chairman announced there would be a Friday afternoon meeting on the agenda the following week.

HB2007 - Criminal offense to harbor a runaway

HB2950 - parental consent

Representative Sebelius made a motion, seconded by Representative Rolfs, to report HB2007 and HB2950 adversely. The motion carried. A division was called, the motion carried. Representative Roper was recorded as voting "no".

SB366 - Classes of felonies and terms of imprisonment

Representative Roy made a motion, seconded by Representative Rolfs, to amend the provisions of HB2714 which includes unanimous consent of parole board for granting paroles into SB366.

There was discussion of current bills which would expand the parole board. Representative Roy said he had been tracking these bills and he saw no apparent move to expand the size of the parole board. The unanimous vote effects very few people. It needs to be clarified and put in statute.

The motion carried. A division was called, the motion carried.

CONTINUATION SHEET

MINUTES OF THE HOUSE COMMITTEE ON FEDERAL & STATE AFFAIRS

room 526S, Statehouse, at 1:30 a.m./p.m. on February 23, 1988, 19  

Representative Rolfs made a motion, seconded by Representative Roy, to report SB366 favorable as amended. The motion carried.

The meeting was adjourned.

STATE OF KANSAS

FRED GATLIN  
REPRESENTATIVE 120TH DISTRICT  
CHEYENNE, DECATUR, RAWLINS,  
SHERIDAN AND SOUTHERN NORTON COUNTIES  
610 MAIN  
ATWOOD, KANSAS 67730



TOPEKA

HOUSE OF  
REPRESENTATIVES

COMMITTEE ASSIGNMENTS  
MEMBER: TAXATION  
COMMERCIAL AND FINANCIAL  
INSTITUTIONS  
PUBLIC HEALTH AND WELFARE

TO: Federal and State Affairs Committee

DATE: February 23, 1988

RE: Testimony on House Bill 2826

Thank you Mr. Chairman for this opportunity to testify on House Bill 2826. This is a bill that I have introduced with the help of several members of the House to address what I see as a problem for high schools and colleges in Kansas.

This problem was brought to my attention by a constituent whose son recently graduated with a degree in accounting and sought work. Among the jobs he applied for were positions with the state of Kansas. Repeatedly both the state civil service and in private industry, he was told that he could not be hired because he did not have experience and it seemed to become a catch-22 situation very quickly. If you don't have experience, you can't be hired. In order to get experience, you must be hired.

The intent of this bill is to provide additional points once a person has passed the civil service exam for a high school graduate from a Kansas school or Kansas college graduate. I see this as a means of dealing with what Governor Hayden has spoke of as the "brain-drain" in Kansas.

We have two problems as I see in that area. One, is those who leave the state to further their education and continue to reside outside the state, the second being those who leave the state as a result of the job hunt to find a job outside the state.

I would suggest two changes in the bill. First, a clarification that these points are not cumulative with the veterans preference. Second, that the points be reduced to four for a high school graduate and eight for a college graduate so that the disabled veteran still receives the maximum number of points. I am aware of concerns within the Department of Administration about the possible problems of constitutionality of this bill. I would point out that the preference for veterans has been upheld in Kansas courts. I do not see a difference that they apparently do between this preference and the veteran preference that would make these points unconstitutional. It would be my wish that you could recommend this bill favorably.

Attach A

**Testimony of Randy Burleson  
 Past President and Board Member of  
 The Columbus Chamber of Commerce  
 On House Bill 2956  
 Before the Committee on Federal And State Affairs  
 February 23, 1988**

Mr. Chairman and members of the Committee, my name is Randy Burleson. I am here representing the Columbus Chamber of Commerce in support of HB 2956. I am a current officer of the Columbus Chamber and have attached a copy of a resolution passed by the Board of Directors in support of this issue.

HB 2956 will open a crack in the window of opportunity for Cherokee County Kansas. As the attached information depicts, our situation in the Southeast corner of the State is bleak. We feel a parimutuel facility, located in our county would help turn this around.

Presently there are two promoters considering building a dog track in Southeast Kansas. Both of them have shown interest in Cherokee County but have not pursued a location there because of the absence of "liquor by the drink". HB-2956 would eliminate this concern and would not open the whole county up to "liquor by the drink". It would treat the dog track just like the other exemptions in the statutes.

A dog track located in Cherokee County would be closer to the population centers the promoters wish to tap and would also be more assessable to I-44, a vital 4 lane Highway adjacent to our Southern boarder. It would seem to make sense to be as close to the Southeast corner as possible with the facility to take full advantage of the opportunity.


We understand that one of the important criteria the racing commission will consider when they grant a license is, which location will realize the greatest economic impact from a parimutuel facility? The attached information points out our position in relation to our neighboring counties. Our economic picture along with the demographics of being closer to I-44 and the population centers could be important factors to the racing commission if HB 2956 were to pass. Even though our county may be the best choice from an economic development point of view it is very unlikely that a track could be as successful operating as a private club.

We know there is not much time left before the commission makes a decision and grants a licence. It is our hope this bill can be passed in time for Cherokee County to be considered for the race track. Representatives from both promoters felt Cherokee County had the best potential but could not be considered because of the liquor issue. If in fact our county is the best site, then passing this bill is also in the best interest of the State.

Thank you very much for the opportunity to appear and I would attempt to answer any questions.

# *Columbus Chamber of Commerce*

320 E. Maple • Columbus, Kansas 66725 • Area Code 316-429-3325- 1492



Because Cherokee County and Columbus are embarking on a new era of economic development efforts, and because we have trailed the rest of the state of Kansas in nearly all economic indicators, the Columbus Chamber of Commerce hereby resolves:

WHEREAS, the State of Kansas has begun to recognize our economic plight and


WHEREAS, we recognize that economic enhancement is not just the responsibility of state government but local leaders also, and

WHEREAS, the recent state and local recognition of tourism as an important aspect of economic growth causes one to re-examine the efforts put forth in that direction and

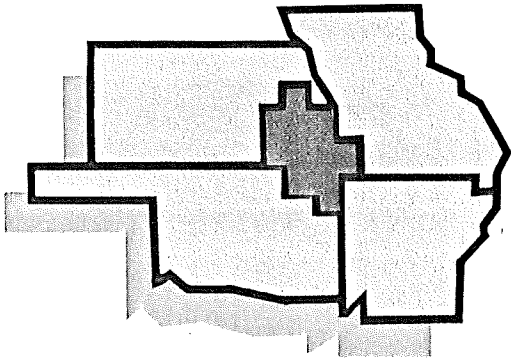
WHEREAS, the re-examination has determined the merits of dog racing as an important tourism component, the Columbus Chamber of Commerce hereby resolves

THEREFORE, to encourage current and past officers of the Columbus Chamber of Commerce to make it known to legislative and administrative officials of the State of Kansas, our interest in seeing a dog track located in extreme southeast Kansas.

Resolution Passed 2/10/1988

  
Jo Dalmen





PITTSBURG STATE UNIVERSITY

BUSINESS & ECONOMIC  
**Review**

---

The Institute For Economic Development

**ARTICLE**

---

**Incubators**

The Labette County  
Experience ..... 3

**Mid-America**

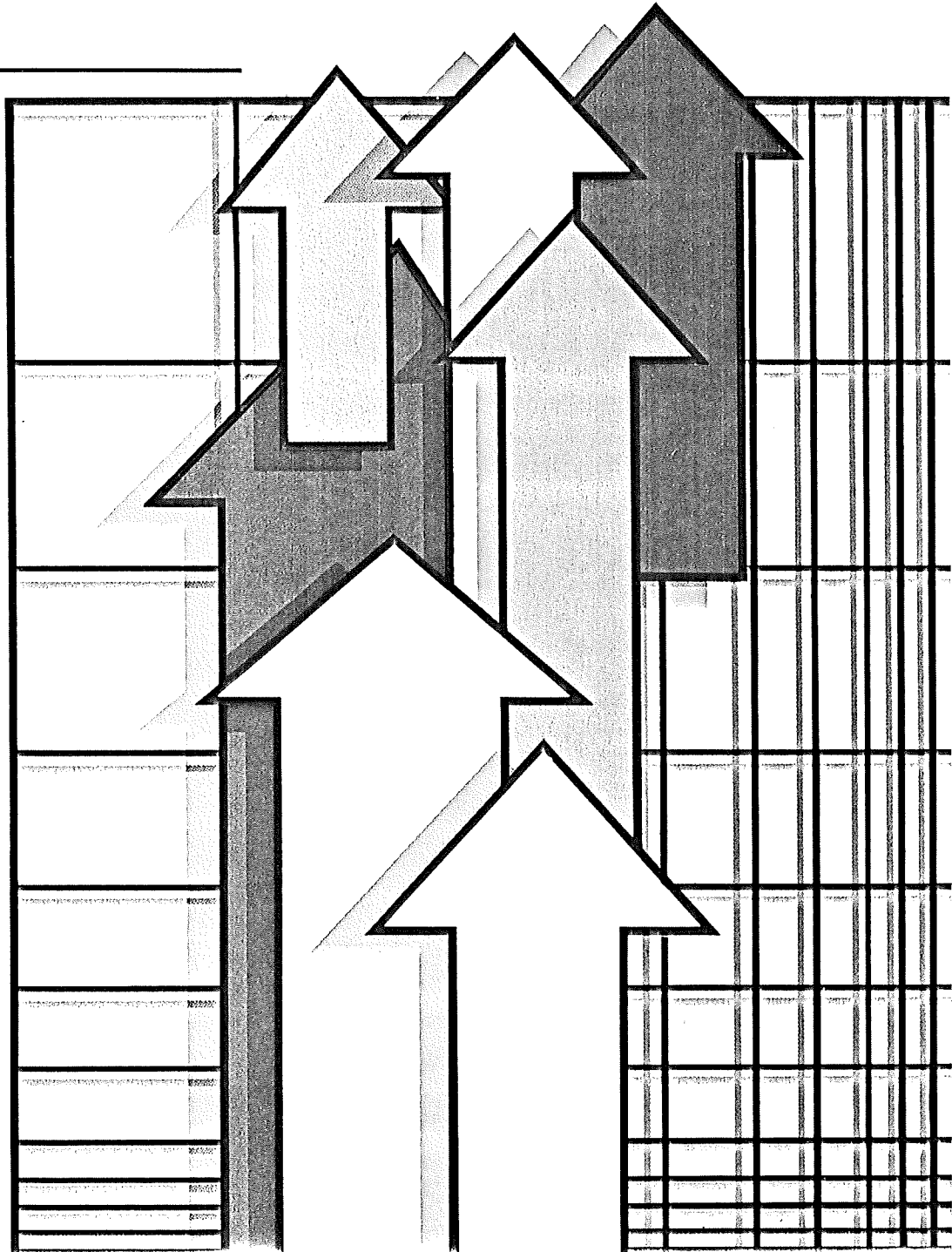
Expanded Role ..... 5

**Growth**

Area Economy Improves . 6

**Economics**

Current Statistics ..... 10



		1986			1987									12 Month
		Oct.	Nov.	Dec.	Jan.	Feb.	Mar.	Apr.	May	June	July	Aug.	Sept.	Total
<b>ANDERSON COUNTY, KANSAS</b>														
<b>EMPLOYMENT</b>														
Total Labor Force	thous	4.0	3.9	3.8	3.7	3.8	3.9	3.9	4.1	4.1	4.1	4.0	3.9	3.9
Unemployed		276	325	328	343	367	348	264	247	256	243	228	205	285.8
Unemployment Rate	percent	7.0	8.4	8.6	5.3	5.7	9.0	6.8	6.1	6.2	6.0	5.6	5.2	7.3
Employed	thous	3.7	3.6	3.5	3.3	3.4	3.5	3.6	3.8	3.9	3.8	3.8	3.7	3.6
<b>REAL ESTATE</b>														
Building Permits	number	7	2	4	3	1	4	11	4	5	5	2	1	49
Total Building Permits	thous \$	11.8	0.3	17.3	83.0	5.0	60.7	484.7	6.7	22.0	59.9	23.0	0.3	774.7
Housing Starts	thous \$	0	0	0	80.0	0	60.0	90.0	0	0	0	0	0	230
Remodel: Existing Res.	thous \$	8.0	0	1.2	3.0	0	0.5	6.9	4.2	2.5	5.9	16.0	0	48.2
Remodel: Non-Res.	thous \$	0	0.03	15.0	0	5.0	0	36.5	2.5	6.0	4.0	0	0	69.0
New Business Building	thous \$	0	0	0	0	0	0	171.0	0	0	0	0	0	171.0
New Apartment Units (Includes duplexes)	thous \$	0	0	0	0	0	0	180.0	0	0	0	0	0	180.0
All Other New Bldg. Permits	thous \$	3.8	0.3	1.1	0	0	0.2	0.3	0	13.5	50.0	7.0	0.3	76.5
Mortgages Recorded	mil \$	0.5	0.5	0.4	0.6	0.4	0.7	1.2	0.6	0.8	0.3	0.4	1.2	7.6
<b>SALES</b>														
Total Retail Sales	mil \$	3.9	9.3	5.8	4.4	5.5	4.7	4.9	8.7	5.1	3.2	N/A	N/A	55.5
New Car Sales		10	14	16	5	8	13	14	9	11	5	11	23	139
New Truck Sales		8	8	14	12	16	13	9	14	16	6	8	19	143
<b>BOURBON COUNTY, KANSAS</b>														
<b>EMPLOYMENT</b>														
Total Labor Force	thous	7.9	8.1	7.9	7.7	7.9	8.0	7.9	7.7	7.8	7.6	7.9	7.9	7.9
Unemployed		689	644	615	632	645	552	422	380	418	399	391	378	513.8
Unemployment Rate	percent	8.7	7.9	7.8	8.2	8.2	6.9	5.4	4.7	5.1	5.0	5.0	4.8	6.5
Employed	thous	7.2	7.5	7.3	7.1	7.3	7.4	7.4	7.7	7.8	7.6	7.5	7.5	7.4
<b>REAL ESTATE</b>														
Building Permits	number	6	9	15	2	12	14	26	19	22	23	10	17	175
Total Building Permits	thous \$	18.6	212.8	97.9	10.0	130.9	629.2	205.4	565.0	200.0	71.9	45.9	90.4	2,278.0
Housing Starts	thous \$	0	35.0	22.0	0	35.0	0	0	0	100.0	0	0	40.0	232.0
Remodel: Existing Res.	thous \$	11.6	31.0	19.0	3.0	30.4	32.0	37.6	58.7	36.2	46.7	32.9	42.7	381.8
Remodel: Non-Res.	thous \$	7.0	120.0	12.4	7.0	65.5	570.2	8.8	6.3	5.0	6.2	1.0	0.8	810.2
New Business Building	thous \$	0	2.8	3.5	0	0	5.0	157.0	0	14.8	4.0	2.0	6.9	196.0
New Apartment Units (includes duplexes)	thous \$	0	0	0	0	0	0	0	0	0	0	0	0	0
All Other New Bldg. Permits	thous \$	0	24.0	41.0	0	0	22.0	2.0	500.0	44.0	15.0	10.0	0	658
Mortgages Recorded	mil \$	0.8	0.9	1.8	2.1	1.2	1.4	1.1	2.6	1.8	1.8	1.3	0.6	17.4
<b>SALES</b>														
Total Retail Sales	mil \$	13.9	18.4	59.4	11.6	9.3	9.9	10.6	13.1	10.4	8.3	N/A	N/A	164.9
New Car Sales		22	24	28	13	16	21	22	18	16	25	17	41	263
New Truck Sales		17	14	24	14	11	18	19	22	23	16	7	15	200
<b>CHEROKEE COUNTY, KANSAS</b>														
<b>EMPLOYMENT</b>														
Total Labor Force	thous	9.6	9.6	9.5	9.1	9.2	9.2	9.0	9.3	9.4	9.3	9.0	9.0	9.3
Unemployed		967	911	940	1008	969	880	755	686	783	713	665	567	820
Unemployment Rate	percent	10.0	9.5	9.9	11.1	10.6	9.6	8.4	7.4	8.3	7.7	7.4	6.3	8.8
Employed	thous	8.7	8.7	8.6	8.0	8.2	8.3	8.3	8.6	8.6	8.6	8.3	8.5	8.5
<b>REAL ESTATE</b>														
Building Permits	number	2	2	1	0	4	2	3	3	1	2	8	2	30
Total Building Permits	thous \$	19.0	167.0	3.5	0	49.3	56.5	37.8	1.2	4.0	3.4	770.4	50.1	1,162.2
Housing Starts	thous \$	0	0	0	0	40.0	50.0	30.0	0	0	0	0	50.0	170.0
Remodel: Existing Res.	thous \$	19.0	2.0	0	0	9.3	6.5	7.8	1.2	0	3.4	15.4	0	64.6
Remodel: Non-Res	thous \$	0	0	3.5	0	0	0	0	0	0	0	5.0	0.1	8.6
New Business Building	thous \$	0	0	0	0	0	0	0	0	0	0	0	0	0
New Apartment Units (Includes duplexes)	thous \$	0	0	0	0	0	0	0	0	0	0	0	0	0
All Other New Bldg. Permits	thous \$	19.0	167.0	0	0	0	0	0	0	4.0	0	750.0	0	940.0
Mortgages Recorded	mil \$	1.2	1.2	1.6	1.7	1.4	2.1	1.3	1.1	1.8	1.4	0.7	1.0	16.5
<b>SALES</b>														
Total Retail Sales	mil \$	12.6	10.4	21.1	11.3	11.2	7.1	6.5	14.7	17.6	11.0	N/A	N/A	123.5
New Car Sales		16	29	35	7	21	23	20	27	25	15	12	49	279
New Truck Sales		20	16	27	12	19	20	26	16	34	15	14	37	256



# INDICATORS

		1986			1987									12 Month
		Oct.	Nov.	Dec.	Jan.	Feb.	Mar.	Apr.	May	June	July	Aug.	Sept.	Total
<b>CRAWFORD COUNTY, KANSAS</b>														
<b>EMPLOYMENT</b>														
Total Labor Force	thous	16.9	16.9	16.8	16.5	17.0	17.0	17.1	17.3	17.1	16.9	16.5	17.1	16.9
Unemployed		1070	1072	1115	1308	1254	1082	896	925	950	871	897	851	1,024
Unemployment Rate	percent	6.3	6.4	6.6	7.9	7.4	6.4	5.2	5.3	5.6	5.2	5.4	5.0	6.1
Employed	thous	15.8	15.8	15.7	15.3	15.7	15.9	16.2	16.4	16.2	16.0	15.6	16.3	15.9
<b>REAL ESTATE</b>														
Building Permits	number	43	3	1	17	25	4	34	34	63	99	41	55	419
Total Building Permits	thous \$	571.3	682.0	35.0	112.1	123.0	1190.6	1728.6	635.5	395.7	716.9	294.6	622.7	7,108.0
Housing Starts	thous \$	366.5	0	35.0	61.1	59.8	125.3	88.6	40.6	50.6	388.0	51.3	73.3	1,340.1
Remodel: Existing Res.	thous \$	125.5	0.5	0	29.5	55.8	46.5	47.7	69.4	97.4	71.3	37.4	65.0	646.0
Remodel: Non-Res.	thous \$	25.6	681.0	0	0	2.2	84.4	1386.2	402.3	26.7	195.6	189.5	4.2	2,997.7
New Business Building	thous \$	0	0	0	0	0	921.0	71.0	0	221.0	44.5	0	460.0	1,717.5
New Apartment Units (includes duplexes)	thous \$	50.6	0	0	0	0	0	135.1	121.2	0	0	0	0	306.9
All Other New Bldg. Permits	thous \$	3.1	0.5	0	21.5	5.1	13.4	0	2.0	0	17.5	16.4	20.1	99.6
Mortgages Recorded	mil \$	1.6	2.2	3.9	2.6	1.3	1.8	2.3	2.1	6.9	3.6	6.8	3.9	39.0
<b>SALES</b>														
Total Retail Sales	mil \$	32.6	34.0	57.2	33.4	26.6	34.2	30.7	36.4	30.5	25.3	N/A	N/A	340.9
New Car Sales		73	53	70	33	53	58	61	65	69	68	53	64	720
New Truck Sales		30	31	53	22	40	53	40	48	58	41	37	57	510

<b>LABETTE COUNTY, KANSAS</b>														
<b>EMPLOYMENT</b>														
Total Labor Force	thous	12.6	12.6	12.4	12.4	12.7	12.8	12.9	12.9	13.1	12.9	12.8	12.8	12.7
Unemployed		859	879	963	1035	1013	910	742	703	721	692	677	606	792
Unemployment Rate	percent	6.8	7.0	7.7	8.3	8.0	7.1	5.8	5.4	5.5	5.4	5.3	4.7	6.2
Employed	thous	11.8	11.7	11.5	11.4	11.7	11.9	12.1	12.2	12.4	12.2	12.1	12.2	11.9
<b>REAL ESTATE</b>														
Building Permits	number	19	5	14	8	10	15	43	16	10	16	9	13	178.0
Total Building Permits	thous \$	441.4	234.0	285.6	189.0	205.5	32.0	1776.2	157.2	319.7	1100.2	134.7	71.9	4,947.4
Housing Starts	thous \$	359.6	231.5	80.9	0	49.0	0	106.0	0	67.0	69.0	0	0	963.0
Remodel: Existing Res.	thous \$	9.4	2.0	25.0	14.5	13.0	3.2	29.5	8.2	24.2	3.5	1.2	11.7	145.4
Remodel: Non-Res.	thous \$	13.0	0	34.6	150.0	141.0	17.7	1560.0	103.0	0	29.1	112.8	0	2,161.2
New Business Building	thous \$	0	0	140.0	0	0	0	0	0	200.0	956.0	0	0	1,296.0
New Apartment Units (includes duplexes)	thous \$	0	0	0	0	0	0	0	20.0	0	0	0	0	20.0
All Other New Bldg. Permits	thous \$	59.4	0.5	5.1	24.5	2.5	11.1	80.7	26.0	28.5	42.6	20.7	60.2	361.8
Mortgages Recorded	mil \$	2.0	0.9	2.1	1.1	1.8	2.6	2.5	1.9	2.7	2.4	2.3	1.4	23.7
<b>SALES</b>														
Total Retail Sales	mil \$	17.4	26.2	10.4	14.2	18.2	13.8	14.1	18.1	15.0	12.2	N/A	N/A	159.6
New Car Sales		28	31	37	16	29	34	41	30	43	35	21	44	389
New Truck Sales		21	29	27	24	29	22	24	31	29	24	14	32	306

<b>MONTGOMERY COUNTY, KANSAS</b>														
<b>EMPLOYMENT</b>														
Total Labor Force	thous	17.2	17.3	17.2	17.5	17.8	17.9	17.8	18.2	18.4	17.8	17.6	17.6	17.7
Unemployed		1271	1344	1441	1519	1374	1230	1022	1087	1140	1038	972	811	1,187
Unemployment Rate	percent	7.4	7.8	8.4	8.7	7.7	6.9	5.7	6.0	6.2	5.8	5.5	4.6	6.7
Employed	thous	15.9	15.9	15.7	16.0	16.4	16.7	16.8	17.1	17.3	16.7	16.6	16.8	16.5
<b>REAL ESTATE</b>														
Building Permits	number	15	6	7	4	12	18	27	15	24	16	23	16	183
Total Building Permits	thous \$	144.6	105.8	721.2	11.2	111.5	1055.3	450.9	76.7	474.5	88.2	134.8	194.0	3,568.7
Housing Starts	thous \$	97.0	82.0	0	0	70.0	50.0	0	0	65.0	0	35.0	50.0	449.0
Remodel: Existing Res.	thous \$	13.5	0.8	14.4	8.0	18.0	33.4	87.5	45.9	50.2	32.0	33.8	56.3	393.8
Remodel: Non-Res.	thous \$	25.2	23.0	7.8	1.0	10.0	136.7	55.8	9.5	6.0	45.3	34.0	17.0	371.3
New Business Building	thous \$	0	0	699.0	0	0	27.0	0	14.0	342.7	0	0	70.0	1,152.7
New Apartment Units (includes duplexes)	thous \$	0	0	0	0	0	800.0	0	0	0	0	0	0	800.0
All Other New Bldg. Permits	thous \$	8.9	0	0	2.2	13.5	8.3	307.7	7.3	10.6	10.9	32.0	0.7	402.1
Mortgages Recorded	mil \$	3.1	1.8	3.8	7.1	3.0	3.1	3.2	3.5	3.7	4.5	2.3	3.5	42.6
<b>SALES</b>														
Total Retail Sales	mil \$	37.0	37.6	30.9	29.2	28.6	30.9	30.7	40.3	29.4	25.7	N/A	N/A	320.3
New Car Sales		88	61	84	34	51	72	74	55	64	66	46	93	788
New Truck Sales		57	37	58	34	44	55	54	41	80	48	35	57	600

2/23/88

TESTIMONY OF

JOHN DELMONT

before

HOUSE FEDERAL & STATE AFFAIRS COMMITTEE-R.H. MILLER, CHMN

Good afternoon, Mr. Chairman, committee members. My name is John Delmont, Chairman of the Cherokee County Commission. I appear before you today to express our Commissions' support for H.B. 2956.

We are not going to take up a large amount of your time today. The handouts we've prepared visually demonstrate the plight Cherokee County is in, far better than any words can express. We remind the committee that in nearly every measurement system maintained by government, Cherokee County is always in the bottom six counties. Your attention is requested toward the very last page of the handout. As you can see, Cherokee County lags behind the rest of the state by \$3,000 per person!

House Bill 2956, we feel, will give Cherokee County a more level playing field as we attempt to compete for economic development dollars in new tourism initiatives like parimutuel racing.

On behalf of Cherokee County, we thank the committee for allowing time on the agenda for us.

Attach C

Maurice Soper  
COUNTY CLERK

CHEROKEE COUNTY

COLUMBUS, KANSAS 66725

January 25, 1988

The Honorable Tim Shallenburger  
State Capitol  
Topeka, KS 66612

Dear Representative Shallenburger:

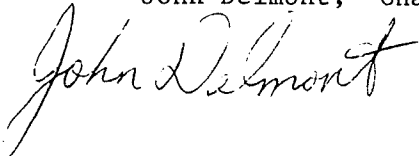
Because Cherokee County has historically been at or near the bottom on all economic measurement scales, this commission is committed to taking a leadership role in turning this statistic around. This Commission is determined to do everything in its power to improve the economic well-being of the citizens of Cherokee County.

In pursuit of the above goal, this Commission respectfully requests your consideration for introduction of legislation authorizing liquor by the drink sales at parimutual racing facilities in Kansas. With authorizing legislation, this Commission feels Cherokee County will be attractive for the future location of such a facility. The attended jobs and economic enhancement will mean a substantial boost for our economically depressed area.


On behalf of all Cherokee County citizens, we thank you for your consideration.

Sincerely,

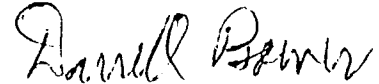
John Delmont, Chairman



Jack Boyes



Darrel Bower



COUNTY COMMISSIONERS  
CHEROKEE COUNTY

JACK BOYES  
FIRST DISTRICT

DARRELL L. BOWER  
SECOND DISTRICT

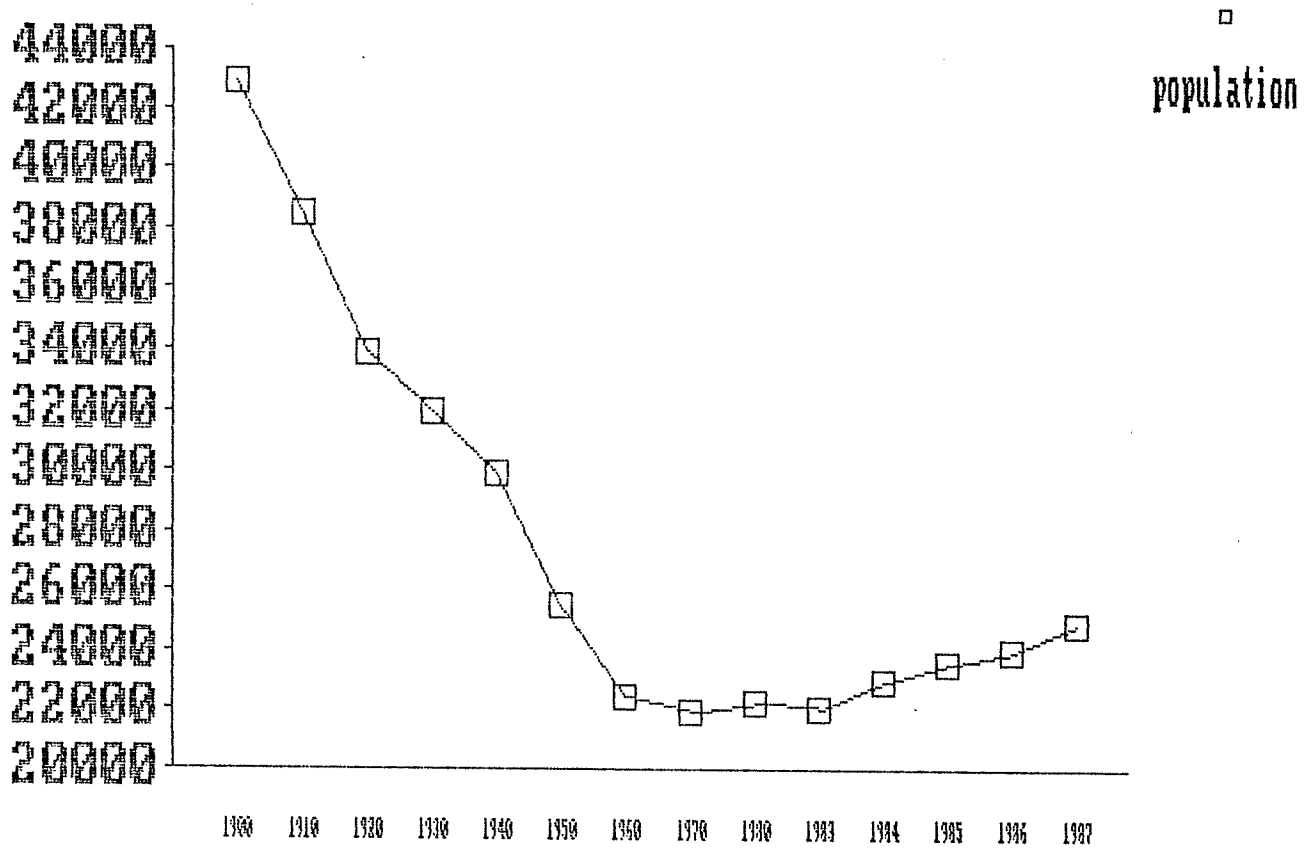
JOHN DELMONT  
THIRD DISTRICT

SELECTED ECONOMIC TRENDS

IN

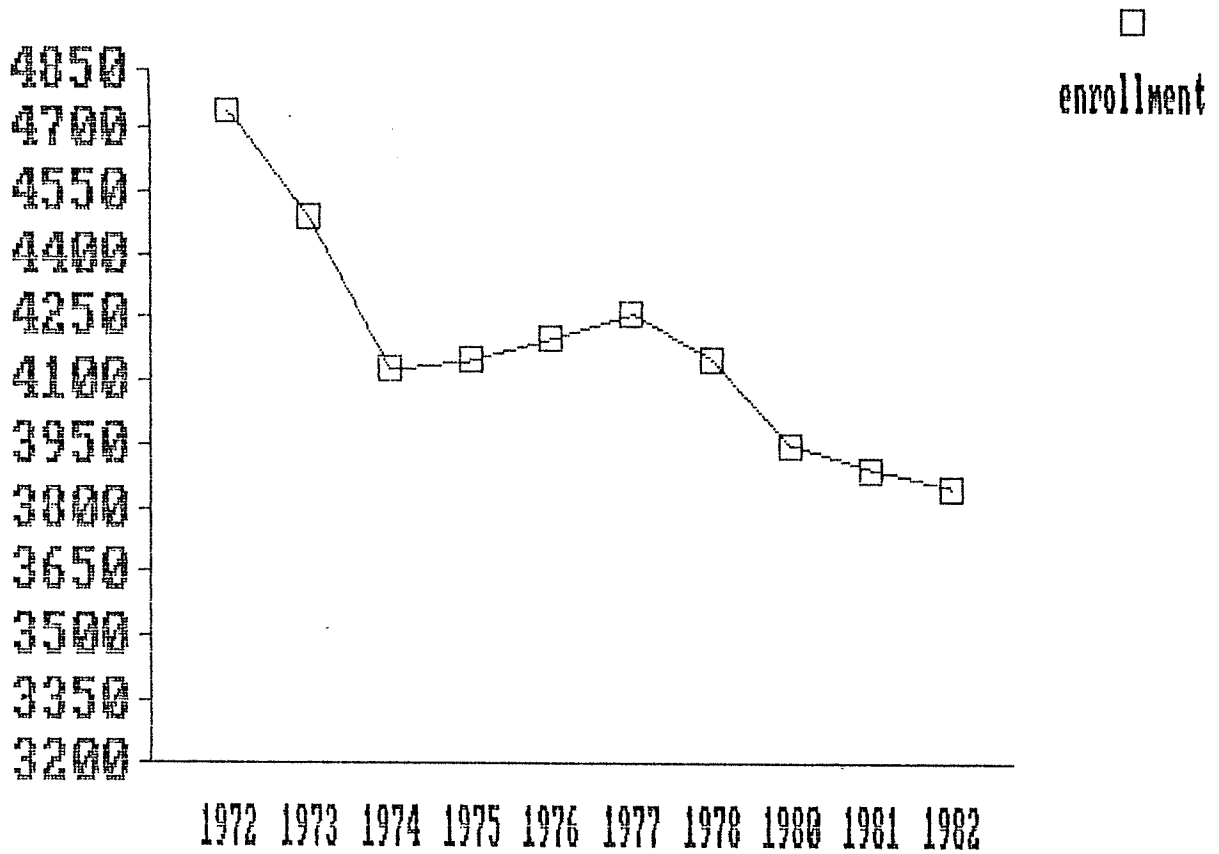
CHEROKEE COUNTY

# Population: Cherokee County 1900 - 1984



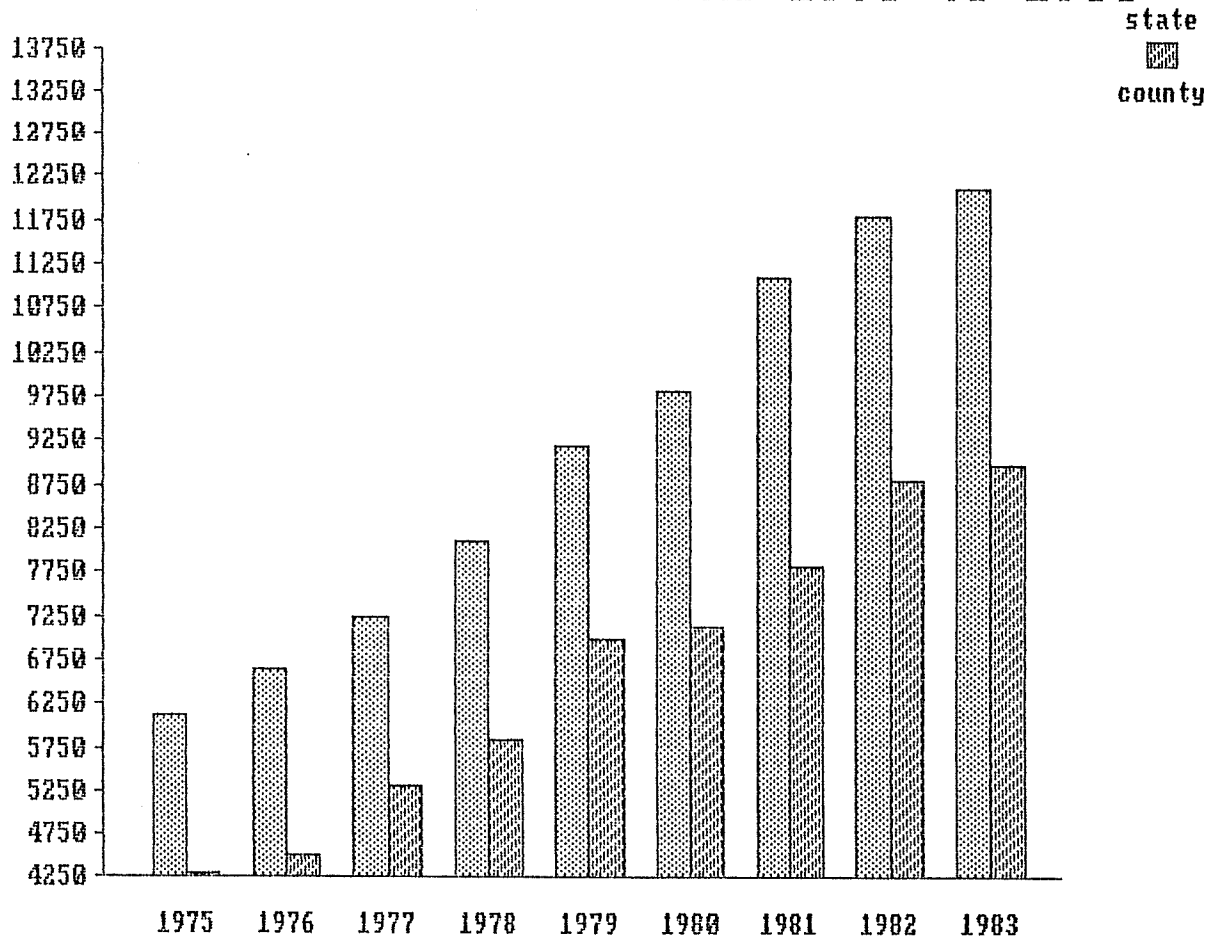
Source: Ks Statistical Abstract 1983/84

## Public School Enrollment to 1983



Source: Ks Statistical Abstract

# Cherokee Co: Personal Income 1975 to 1983



Source: U.S. Dept Comm Vol 5 78-83 Census



PRESENTATION

TO

COMMITTEE ON FEDERAL AND STATE AFFAIRS

23 February 1988

CHAIRPERSON MILLER AND COMMITTEE MEMBERS:

As Comptroller and in behalf of the Adjutant General and the Kansas National Guard I am testifying in support of House Bill 2957.

Current Law, K.S.A. 1979 Supplement to 48-214 authorizes a minimum pay of \$35 for our members when they are called to State Emergency Active Duty by the Governor; otherwise members receive the rate of pay as listed in the armed forces pay table. A copy of this table is included with your hand-out.

I should immediately call attention to the fact that due to the emergency nature of life-saving and property protection missions by these willing and dedicated Kansas National Guard personnel, their daily pay is not calculated based on an hourly wage but on a daily rate. Their duty day is 24 hours, and if the need exists Guard Personnel perform duty the full day. Except for leadership, no other distinction is made by grade or duties. This is in contrast to other state duty assignments which are forecasted and usually performed during a normal 8-hour period.

In 1979, when the state law was amended, it established a minimum pay rate which was comparable to other public safety employees serving in the emergency area. It was provided to assist to recoup some of their income loss while serving gallantly away from their full-time civilian employment. Since that time in the 9-year span, state employees received cost of living increases of about 31%. Increasing emergency duty pay to \$45 is approximately a 29% increase.

ATTACH D

In the hand-out we compiled salary costs for FY 1987 to give you some statistics for comparison. We displayed periods of emergency duty, personnel and man-days involved, actual salary costs when the minimum pay of \$35 was in effect, and compilations if a minimum pay of \$45 had been in effect. It should be noted that there were 426 man-days when \$45 was applied, and the cost would have been \$3,253 for that year. In our budget submission we stated "based on past historical data a pay differential average is \$12, if a minimum pay of \$45 is established, and would apply to 84% of the man-days utilized in emergency duty". The increase request is \$2,419.

I should point out to the committee that in FY 1987 the duty performed involved a large number of pilots and the difference was only applied to 60% of the salaries. Based on past historical data the minimum pay would generally apply in about 84% of the man-days.

In closing let me express the Adjutant General's appreciation for your past legislative support. Our men and women serving in your Kansas National Guard are dedicated to serving their State and Nation. I can assure you their service and performance will continue with or without a pay increase, however in all fairness they deserve your support, and we ask favorable consideration of this House Bill.

DAILY RATES OF BASIC PAY OF OFFICERS, WARRANT OFFICERS, AND ENLISTED MEMBERS  
 (THE MILITARY PAY RAISE BILL - EFFECTIVE 1 JANUARY 1988)  
 DAILY RATES OF BASIC ALLOWANCE FOR QUARTERS AND OF BASIC ALLOWANCES FOR SUBSISTENCE

COMMISSIONED OFFICERS

PAY GRADE	BASIC PAY															BAQ		BAS
	2 or Less	OVER 2	OVER 3	OVER 4	OVER 6	OVER 8	OVER 10	OVER 12	OVER 14	OVER 16	OVER 18	OVER 20	OVER 22	OVER 26	WO/D	W/D	Sub-sist	
0-8	146.79	151.18	154.77			166.31		174.17		181.42	189.30	196.55	201.39					
0-7	121.97	130.26			136.10		143.99		151.18	166.31	177.75				19.38	23.84	3.83	
0-6	90.40	99.33	105.83						109.42	126.72	133.20	136.10	143.99	156.17	17.79	21.62	3.83	
0-5	72.30	84.90	90.77						98.54	105.15	113.02	119.50	123.12	127.42	16.79	19.92	3.83	
0-4	60.95	74.22	79.16		80.63	84.19	89.93	94.99	99.33	103.68	106.55				15.39	18.21	3.83	
0-3	56.64	63.32	67.69	74.90	78.48	81.30	85.70	89.93	92.15						12.46	15.18	3.83	
0-2	49.39	53.94	64.79	66.97	68.38										10.04	13.02	3.83	
0-1	42.87	44.64	53.94												8.61	11.67	3.83	

COMMISSIONED OFFICERS CREDITED WITH OVER 4 YEARS ACTIVE DUTY ENLISTED SERVICE

0-3 E				74.90	78.48	81.30	85.70	89.93	93.52									
0-2 E				66.97	68.38	70.54	74.22	77.05	79.16							12.46	15.18	3.83
0-1 E				53.94	57.62	59.74	61.90	64.06	66.97							10.04	13.02	3.83
																8.61	11.67	3.83

WARRANT OFFICERS

W-4	57.70	61.90		63.32	66.20	69.12	72.02	77.05	80.63	83.46	85.70	88.46	91.42	98.54	14.11	16.37	3.83
W-3	52.44	56.89		57.62	58.29	62.56	66.20	68.38	70.54	72.64	74.90	77.81	80.63	83.46	11.91	14.65	3.83
W-2	45.93	49.69		51.14	53.94	56.89	59.05	61.21	63.32	65.54	67.69	69.83	72.64		10.72	13.69	3.83
W-1	38.27	43.88		47.54	49.69	51.83	53.94	56.17	58.29	60.46	62.56	64.79			9.07	11.93	3.83

ENLISTED MEN

E-9							67.12	68.64	70.19	71.80	73.40	74.83	78.76	86.42	11.37	15.50	
E-8							56.29	57.90	59.42	60.97	62.57	64.02	65.59	69.44	77.18	10.54	14.44
E-7	39.30	42.42	44.00	45.53	47.09	48.59	50.14	51.70	54.04	55.58	57.13	57.87	61.76	69.44	9.00	13.43	
E-6	33.81	36.85	38.39	40.02	41.51	43.02	44.60	46.90	48.37	49.93	50.69				7.99	12.19	
E-5	29.67	32.30	33.86	35.34	37.66	39.19	40.75	42.25	43.02						7.38	10.83	
E-4	27.68	29.22	30.94	33.34	34.66										6.41	9.36	
E-3	26.07	27.50	28.61	29.74											6.22	8.61	
E-2	25.09														5.28	8.61	
E-1	22.38														4.81	8.61	

IF NO AMOUNT IS SHOWN FOR A PAY GRADE UNDER CUMULATIVE YEARS OF SERVICE, THE AMOUNT IMMEDIATELY TO THE LEFT APPLIES.

PAY GRADE	UNIT/ NAME	DAYS	BASIC PAY	EXTENSION	ACTUAL PAY	EXTENSION	PROSPECTIVE PAY RATE	EXTENSION
STORM DAMAGE CLEAN UP								
HHC (-) 891st ENGR BN (CBT) <u>LAHARPE</u>								
4-5 AUG 86								
E5	Edward T. Boyd	2	35.84	71.68	35.84	71.68	45.00	90.00
E5	Lonnie D. Rohr	2	40.21	80.42	40.21	80.42	45.00	90.00
E4	Arron P. Hodgden	2	29.45	58.90	35.00	70.00	45.00	90.00
E4	Adam R. Sanford	2	31.74	<u>63.48</u>	35.00	<u>70.00</u>	45.00	<u>90.00</u>
				274.48		292.10		360.00
DET'1 HHC 891ST ENGR BN <u>BURLINGTON</u>								
1 AUG 86								
01	James E. Trafton	1	63.75	<u>63.75</u>	63.75	<u>63.75</u>	63.75	<u>63.75</u>
				63.75		63.75		63.75
SNOW DUTY OPEN COLBY ARMORY								
DET 2 995TH MAINT CO (DS)								
NOW 30-DEC 1 86								
W3	Don A. Davis	1	79.44	79.44	79.44	79.44	79.44	79.44
E5	Ronald L. Maxwell	2	40.95	<u>81.90</u>	40.95	<u>81.90</u>	45.00	<u>90.00</u>
				161.34		161.34		169.44
S.E. KANSAS FLOOD 3-6 OCT 86								
DET 1 CoC 891ST ENGR BN(CBT) <u>NEODESHA</u>								
E6	Edward L. Durham	1	48.25	48.25	48.25	48.25	48.25	48.25
E5	Donny D. Barton	1	37.30	37.30	37.30	37.30	45.00	45.00
E4	Earl W. Billings	1	31.74	31.74	35.00	35.00	45.00	45.00
E4	Charles S. Letterman	1	31.74	31.74	35.00	35.00	45.00	45.00
E4	Hayden A. McElroy	1	31.74	31.74	35.00	35.00	45.00	45.00
E4	Robert D. Reed	1	26.35	26.35	35.00	35.00	45.00	45.00
E3	Darrell D. Linder	1	24.82	24.82	35.00	35.00	45.00	45.00
DET 1 CoD 891ST ENGR BN (CBT) <u>NEODESHA</u>								
02	Randell L. Huguenin	1	65.09	65.09	65.09	65.09	65.09	65.09
E7	John W. David	1	52.90	52.90	52.90	52.90	52.90	52.90
E5	Elmer L. Cohee	1	40.95	40.95	40.95	40.95	45.00	45.00
E5	Larry C. Sandbothe	1	37.30	37.30	37.30	37.30	45.00	45.00
E5	Michael D. Sanders	1	35.84	35.84	35.84	35.84	45.00	45.00
E5	Leonard H.D. Swink	1	33.64	33.64	35.00	35.00	45.00	45.00
E4	James E. Black	1	32.99	32.99	35.00	35.00	45.00	45.00

PAY GRADE	UNIT/ NAME	DAYS	BASIC PAY	EXTENSION	ACTUAL PAY	EXTENSION	PROSPECTIVE PAY RATE	EXTENSION
E4	Charles E. Scheisser	1	27.82	27.82	35.00	35.00	45.00	45.00
E3	Larry E. Reddick	1	26.17	26.17	35.00	35.00	45.00	45.00
E3	William H. Schoonover	1	28.31	28.31	35.00	35.00	45.00	45.00
E3	Tobias J. Stafford	1	27.23	27.23	35.00	35.00	45.00	45.00
E3	Louis V. Swartz	1	27.23	27.23	35.00	35.00	45.00	45.00
E2	Larry O. Glasgow	1	23.88	23.88	35.00	35.00	45.00	45.00
E1	Danny C. Beam	1	21.30	21.30	35.00	35.00	45.00	45.00
E1	Ronald D. Lambert	1	21.30	<u>21.30</u>	35.00	<u>35.00</u>	45.00	<u>45.00</u>
				733.89		842.63		1021.24
S.E. KANSAS FLOOD 3-6 OCT 86								
DET 1 CoB 891 ENGR BN 4 OCT								
O2	Kevin R. Schenker	1	61.67	61.67	61.67	61.67	61.67	61.67
E7	Tracy L Demoss	1	46.25	46.25	46.25	46.25	46.25	46.25
E6	Dennis C. Harper	1	47.52	47.52	47.52	47.52	47.52	47.52
E6	Gary E. Klufa	1	47.52	47.52	47.52	47.52	47.52	47.52
E6	Jamie P. Robertson	1	40.95	40.95	40.95	40.95	45.00	45.00
E6	Robert D. Townsley	1	46.04	46.04	46.04	46.04	46.04	46.04
E5	Danny R. Dunsing	1	35.84	35.84	35.84	35.84	45.00	45.00
E5	Randall W. Gildart	1	38.79	38.79	38.79	38.79	45.00	45.00
E5	Larry J. Groth	1	38.79	38.79	38.79	38.79	45.00	45.00
E5	Paul W. Rader	1	40.95	40.95	40.95	40.95	45.00	45.00
E4	Gary w. Stevens, Jr.	1	31.74	31.74	35.00	35.00	45.00	45.00
E4	William R. Werntz	1	32.99	32.99	35.00	35.00	45.00	45.00
E3	Ralph A. Fichtl	1	24.82	24.82	35.00	35.00	45.00	45.00
E3	George R. Hyatt	1	24.82	24.82	35.00	35.00	45.00	45.00
E3	James A. Marshall	1	26.17	26.17	35.00	35.00	45.00	45.00
E3	Lyle E. Smith	1	24.82	24.82	35.00	35.00	45.00	45.00
E3	Randall A. Sweet	1	26.17	<u>26.17</u>	35.00	<u>35.00</u>	45.00	<u>45.00</u>
				635.85		689.32		789.00
HHD 174TH SSBN <u>COFFEYVILLE</u> 4 OCT 86								
O5	William H. Kobiskie	1	121.28	121.28	121.28	121.28	121.28	121.28
O3	William L. Bolinger	1	87.71	87.71	87.71	87.71	87.71	87.71
O3	Stephen A. Gulley	1	87.71	87.71	87.71	87.71	87.71	87.71

PAY GRADE	UNIT/ NAME	DAYS	BASIC PAY	EXTENSION	ACTUAL PAY	EXTENSION	PROSPECTIVE PAY RATE	EXTENSION
01	William R. KcKinize	1	51.35	51.35	51.35	51.35	51.35	51.35
W2	Richard E. Freel	1	66.47	66.47	66.47	66.47	66.47	66.47
W2	Alfred R. Peaster	1	64.43	64.43	64.43	64.43	64.43	64.43
04	Danny D. Kinney	1	98.69	98.69	98.69	98.69	98.69	98.69
E4	Mark A. Alexander	1	31.74	31.74	35.00	35.00	45.00	45.00
E4	Ronald G. Amann	1	31.74	31.74	35.00	35.00	45.00	45.00
E1	Jeffery A. Andres	1	21.30	21.30	35.00	35.00	45.00	45.00
E6	Carl W. Barnes	1	48.25	48.25	48.25	48.25	48.25	48.25
E7	Gary E. Bongiorno	1	51.44	51.44	51.44	51.44	51.44	51.44
E5	Charles E. Brumley	1	40.21	40.21	40.21	40.21	45.00	45.00
E6	Robert E. Cain	1	42.46	42.46	42.46	42.46	45.00	45.00
E6	James D. Case	1	47.52	47.52	47.52	47.52	47.52	47.52
E5	Stephen L. Culbertson	1	40.95	40.95	40.95	40.95	45.00	45.00
E7	Robert J. Decker	1	66.10	66.10	66.10	66.10	66.10	66.10
E5	Bradley M. Dunham	1	37.30	37.30	37.30	37.30	45.00	45.00
E4	John D. Foster	1	31.74	31.74	35.00	35.00	45.00	45.00
E7	Jimmy D. Froebe	1	66.10	66.10	66.10	66.10	66.10	66.10
E5	Robert E. Hall	1	37.30	37.30	37.30	37.30	45.00	45.00
E4	Robert D. Hannah	1	31.74	31.74	35.00	35.00	45.00	45.00
E5	Richard D. Hilton	1	35.84	35.84	35.84	35.84	45.00	45.00
E7	George M. Houser	1	51.44	51.44	51.44	51.44	51.44	51.44
				1290.81		1317.55		1403.49
HHD 174 SSBN <u>COFFEYVILLE</u> 4 OCT 86								
E5	Cathy D. Johnson	1	32.23	32.23	35.00	35.00	45.00	45.00
E6	Bueford G. Kitchens	1	48.25	48.25	48.25	48.25	48.25	48.25
E4	Milton E. Matthews	1	31.74	31.74	35.00	35.00	45.00	45.00
E6	Herman A. McDaniel	1	48.25	48.25	48.25	48.25	48.25	48.25
E5	Daniel J. McGeary	1	38.79	38.79	38.79	38.79	45.00	45.00
E6	Kevin E. Moore	1	42.46	42.46	42.46	42.46	45.00	45.00
E6	Thomas E. Pauzauskie	1	47.52	47.52	47.52	47.52	47.52	47.52
E4	Stacy Pitts	1	29.45	29.45	35.00	35.00	45.00	45.00
E4	Timothy D. Pitts	1	31.74	31.74	35.00	35.00	45.00	45.00
E4	Lonnie W. Rogers	1	29.45	29.45	35.00	35.00	45.00	45.00
E7	Chester L. Scott	1	54.38	54.38	54.38	54.38	54.38	54.38
E5	James H. Scott	1	40.95	40.95	40.95	40.95	45.00	45.00

PAY GRADE	UNIT/ NAME	DAYS	BASIC PAY	EXTENSION	ACTUAL PAY	EXTENSION	PROSPECTIVE PAY RATE	EXTENSION
E6	Larry L. Shepard	1	46.04	46.04	46.04	46.04	46.04	46.04
E9	Gerald A. Thompson	1	82.26	82.26	82.26	82.26	82.26	82.26
E7	Ronald D. Thorpe	1	55.09	55.09	55.09	55.09	55.09	55.09
E8	Milford A. Unroh	1	73.47	73.47	73.47	73.47	73.47	73.47
E6	Raymond E. Vaughn	1	46.04	46.04	46.04	46.04	46.04	46.04
E1	Rebecca D. Veith	1	26.17	26.17	35.00	35.00	45.00	45.00
E7	Doris D. Willey	1	47.73	47.73	47.73	47.73	47.73	47.73
E6	Danny W. Woodmansee	1	47.52	47.52	47.52	47.52	47.52	47.52
E1	Lastisha R. Johnson	1	21.30	21.30	35.00	35.00	45.00	45.00
E8	Bobbie L. Knowles	1	73.47	73.47	73.47	73.47	73.47	73.47
CoD (-) 891ST ENGR BN (CBT) <u>FORT SCOTT</u> 4-5 OCT								
E7	Richiard D. Lauber	2	58.79	111.58	58.79	111.58	58.79	111.58
E6	Robert T. Funk	2	42.46	84.92	42.46	84.92	45.00	90.00
E6	David L. Zimmerman	2	44.64	89.28	44.64	89.28	45.00	90.00
E5	Donald L. Smith	2	35.84	71.68	35.84	71.68	45.00	90.00
E4	Robert L. Cagle	2	29.45	58.90	35.00	70.00	45.00	90.00
CoC (-) 891ST ENGR BN (CBT) <u>CHANUTE</u> 3 OCT								
E6	John A. Jensen	1	44.64	44.64	44.64	44.64	45.00	45.00
E6	Victor B. Kmiecik	1	42.46	42.46	42.46	44.64	45.00	45.00
E5	Bryan E. Ehart	1	37.30	37.30	37.30	37.30	45.00	45.00
E5	Everett L. Mallett	1	38.79	38.79	38.79	38.79	45.00	45.00
E5	John D. McFarland	1	35.84	35.84	35.84	35.84	45.00	45.00
E5	Terry L. Newton	1	38.79	35.84	35.84	35.84	45.00	45.00
E5	Chester L. Osborn	1	35.84	35.84	35.84	35.84	45.00	45.00
E5	Dwight A. Swart	1	38.79	38.79	38.79	38.79	45.00	45.00
E4	Charles A. Barger	1	31.74	31.74	35.00	35.00	45.00	45.00
E4	John A. Edwards	1	29.45	29.45	35.00	35.00	45.00	45.00
E4	Robert L. Petty	1	31.74	31.74	35.00	35.00	45.00	45.00
CoC (-) 891ST ENGR BN (CBT) <u>CHANUTE</u> 3 OCT								
E4	Ronnie E. Swagar	1	32.99	32.99	35.00	35.00	45.00	45.00
E4	Joseph R. Wchlage	1	33.64	33.64	35.00	35.00	45.00	45.00
E3	Melvin E. Eubanks	1	27.23	27.23	35.00	35.00	45.00	45.00
E2	Brad A. Baier	1	23.88	23.88	35.00	35.00	45.00	45.00
E2	John W. Shields	1	23.88	23.88	35.00	35.00	45.00	45.00



PAY GRADE	UNIT/ NAME	DAYS	BASIC PAY	EXTENSION	ACTUAL PAY	EXTENSION	PROSPECTIVE PAY RATE	EXTENSION
	CoB (-) 891ST ENGR BN (CBT) CHERRYVALE 4 OCT							
E5	Richard K. Hooper	1	35.84	35.84	35.84	35.84	45.00	45.00
O3	Joseph E. Long	1	81.57	81.57	81.57	81.57	81.57	81.57
O2	Duane L. Jabben	1	36.75	63.75	63.75	63.75	63.75	63.75
E7	Paul W. Baker	1	51.44	51.44	51.44	51.44	51.44	51.44
E4	Roy D. Beckwith	1	32.99	32.99	35.00	35.00	45.00	45.00
E5	Melvin E. Beye	1	37.30	37.30	37.30	37.30	45.00	45.00
E6	Leo P. Blevins	1	48.25	48.25	48.25	48.25	48.25	48.25
E4	Herman C. Bray	1	27.82	27.82	35.00	35.00	45.00	45.00
E6	William D. Buck	1	39.57	39.57	39.57	39.57	45.00	45.00
E5	Steven K. Caldwell	1	37.30	37.30	37.30	37.30	45.00	45.00
E5	Ronnie L. Clift	1	35.84	35.84	35.84	35.84	45.00	45.00
E6	David A. Coats	1	46.04	46.04	46.04	46.04	46.04	46.04
E3	Teddy L. Colbertson	1	24.82	24.82	35.00	35.00	45.00	45.00
E5	Roger J. Cunningham	1	35.84	35.84	35.84	35.84	45.00	45.00
E6	Terry W. DeMoss	1	40.95	40.95	40.95	40.95	45.00	45.00
E5	William T. DeMoss	1	40.95	40.95	40.95	40.95	45.00	45.00
E5	Jimmy D. Flores	1	37.30	37.30	37.30	37.30	45.00	45.00
E2	Jeffery S. Goodnight	1	23.88	23.88	35.00	35.00	45.00	45.00
E5	Denny L. Hallett	1	35.84	35.84	35.84	35.84	45.00	45.00
E4	Mark A. Hight	1	29.45	29.45	35.00	35.00	45.00	45.00
E6	Roy L. Hosier	1	39.51	39.51	39.51	39.51	45.00	45.00
E5	Ricky E. Hosel	1	35.84	35.84	35.84	35.84	45.00	45.00
E4	Floyd E. Hull	1	27.82	27.82	35.00	35.00	45.00	45.00
E4	Chad D. Johnson	1	27.82	27.82	35.00	35.00	45.00	45.00
E4	Jeffrey W. Kebert	1	32.99	32.99	35.00	35.00	45.00	45.00
E2	Todd E. Kessler	1	23.88	23.88	35.00	35.00	45.00	45.00
E7	Donald H. Linn	1	52.90	52.90	52.90	52.90	52.90	52.90
E6	Barry W. Manley	1	36.54	36.54	36.54	36.54	45.00	45.00
E4	Donald W. Marchant	1	26.35	26.35	35.00	35.00	45.00	45.00
E4	Steven W. McDougal	1	32.99	32.99	35.00	35.00	45.00	45.00
E5	Rodney W. Musgrove	1	35.84	35.84	35.84	35.84	45.00	45.00

PAY GRADE	UNIT/ NAME	DAYS	BASIC PAY	EXTENSION	ACTUAL PAY	EXTENSION	PROSPECTIVE PAY RATE	EXTENSION
E5	Danial L. Eastwood	4	35.84	143.36	35.84	143.36	45.00	180.00
	HHC (-) 891ST ENGR BN (CBT) IOLA 3-4 OCT 86							
O3	Robbie N. Atkins	2	87.71	175.42	87.71	175.42	87.71	175.42
O2	Lee E. Tafanelli	2	61.67	123.34	61.67	123.34	61.67	123.34
W1	Gary L. Lawrence	2	57.54	115.08	57.54	115.08	57.54	115.08
E8	Steven R. Kinzle	2	60.93	121.86	60.93	121.86	60.93	121.86
E8	Garry L. Huff	2	73.47	146.94	73.47	146.94	37.47	146.94
E7	Donald R. Dennis	2	55.09	110.18	55.09	110.18	55.09	110.18
E7	Jimmy L. Istas	2	52.90	105.80	52.90	105.80	52.90	105.80
E6	Larry W. Crawford	2	47.52	95.04	47.52	95.04	47.52	95.04
E6	Raymond E. Cooper	2	48.25	96.50	48.25	96.50	48.25	96.50
E6	Ricky L. McNelly	2	40.95	81.90	40.95	81.90	45.00	90.00
E6	Timothy L. Roloff	2	46.04	92.08	46.04	92.08	46.04	92.08
E5	Ralph L. Atzbach	2	40.95	81.90	40.95	81.90	45.00	90.00
E5	Frank V. Bettega	2	40.21	80.42	40.21	80.42	45.00	90.00
E5	Edward T. Boyd	2	35.84	71.68	35.84	71.68	45.00	90.00
E5	David J. Burke	2	37.30	74.60	37.30	74.60	45.00	90.00
E5	Charles L. Cass	2	40.21	80.42	40.21	80.42	45.00	90.00
E5	David A. Chambers	2	35.84	71.68	35.84	71.68	45.00	90.00
E5	Carl L. Cole	2	37.30	74.60	37.30	74.60	45.00	90.00
E5	Steven R. Dunn	2	35.84	71.68	35.84	71.68	45.00	90.00
E5	Danial E. Francis	2	40.21	80.42	40.21	80.42	45.00	90.00
E5	Dorvan E. Gardner	2	37.30	74.60	37.30	74.60	45.00	90.00
E5	Geoffrey G. Granere	2	37.30	74.60	37.30	74.60	45.00	90.00
E5	Darrell L. Kinney	2	38.79	77.58	38.79	77.58	45.00	90.00
E5	Joseph C. Riebel	2	38.79	77.58	38.79	77.58	45.00	90.00
E5	Lonnie D. Rohr	2	46.04	92.08	46.04	92.08	46.04	92.08
E5	Rogers S. Sharp	2	33.64	67.28	35.00	70.00	45.00	90.00
E5	David A. Tyler	2	35.84	71.68	35.84	71.68	45.00	90.00
E4	Delano G. Hadden	2	31.74	63.48	35.00	70.00	45.00	90.00
E4	Aaron P. Hodgden	2	29.45	58.90	35.00	70.00	45.00	90.00
E4	Raymond D. Sinclair	2	29.45	58.90	35.00	70.00	45.00	90.00
E4	Sharon K. Stroud	2	31.74	63.48	35.00	70.00	45.00	90.00
E4	Phillip D. Wartz	2	31.74	63.48	35.00	70.00	45.00	90.00
E3	Chris D. Barrett	2	24.82	49.64	35.00	70.00	45.00	90.00
	Warren W. Dewey	2	24.82	49.64	35.00	70.00	45.00	90.00

PAY GRADE	UNIT/ NAME	DAYS	BASIC PAY	EXTENSION	ACTUAL PAY	EXTENSION	PROSPECTIVE PAY RATE	EXTENSION
CoB (-) 891ST ENGR BN (CBT) <u>CHERRYVALE 4 OCT</u>								
E4	Clifford E. Nicholas	1	27.82	27.82	35.00	35.00	45.00	45.00
E6	Randall S. Northup	1	33.64	33.64	35.00	35.00	45.00	45.00
E7	Hershel J. Shepard	1	66.10	66.10	66.10	66.10	66.10	66.10
E6	Barton E. Smith	1	48.25	48.25	48.25	48.25	48.25	48.25
E6	Michael J. Sovrk	1	44.64	44.65	44.65	44.65	45.00	45.00
E4	Donald D. Splechter	1	31.74	31.74	35.00	35.00	45.00	45.00
E5	Mark A. Suddock	1	35.84	35.84	35.84	35.84	45.00	45.00
E4	Gary D. Thornton	1	29.45	29.45	35.00	35.00	45.00	45.00
E5	Robert L. Voris	1	40.21	40.21	40.21	40.21	45.00	45.00
E4	Darin D. Wadkins	1	27.82	27.82	35.00	35.00	45.00	45.00
E6	Wade E. Webber	1	44.64	44.64	44.64	44.64	45.00	45.00
E6	Michael Weindorfer	1	48.25	48.25	48.25	48.25	48.25	48.25
E5	Anthony L. Williams	1	35.84	35.84	35.84	35.84	45.00	45.00
CoD (-) 891ST ENGR BN (CBT) <u>3-6 OCT FORT SCOTT</u>								
O2	Jackie O. Glenn	4	65.09	260.36	65.09	260.36	65.09	260.36
E8	Walter B. Littleton	4	62.43	249.79	62.43	249.79	62.43	249.79
E7	David E. Huff	4	66.10	264.40	66.10	264.40	66.10	264.40
E6	Lawrence D. Bolling	4	48.25	193.00	48.25	193.00	48.25	193.00
E6	Jack D. Carson	4	44.64	178.56	44.64	178.56	45.00	180.00
E6	Nathaniel E. Sims	4	47.52	190.08	47.52	190.08	45.00	180.00
E5	Patrick T. Burke	4	28.24	112.96	35.00	140.00	45.00	180.00
E5	Joseph D. Dauben	4	35.84	143.36	35.84	143.36	45.00	180.00
E5	Scott A. Flater	4	32.23	128.92	35.00	140.00	45.00	180.00
E5	Philip R. Hinderliter	4	37.30	149.20	35.00	149.20	45.00	180.00
E5	Kurtis W. Hour	4	35.84	143.36	35.84	143.36	45.00	180.00
E5	Randy S. McAllister	4	40.21	160.84	40.21	160.84	45.00	180.00
E5	Weldon B. Roberts	4	38.79	155.16	35.00	140.00	45.00	180.00
E5	Troy A. Shankel	4	33.64	134.56	35.00	140.00	45.00	180.00
E4	Donald W. Fess II	4	27.82	111.28	35.00	140.00	45.00	180.00
E4	Terrance L. Floyd	4	29.45	117.80	35.00	140.00	45.00	180.00
E4	Robert L. Jackson	4	31.74	126.96	35.00	140.00	45.00	180.00
E3	Joseph P. Clark	4	24.82	99.28	35.00	140.00	45.00	180.00
E3	Brian K. Hall	4	24.82	99.28	35.00	140.00	45.00	180.00
E3	Brian K. Key	4	24.82	99.28	35.00	140.00	45.00	180.00
E3	Robert S. Pulliam	4	24.82	99.28	35.00	140.00	45.00	180.00
E2	Kevin L. Moore	4	23.88	95.52	35.00	140.00	45.00	180.00
E2	Tate A. West	4	23.88	95.52	35.00	140.00	45.00	180.00
E1	Shaun T. West	4	21.30	85.20	35.00	140.00	45.00	180.00

PAY GRADE	UNIT/ NAME	DAYS	BASIC PAY	EXTENSION	ACTUAL PAY	EXTENSION	PROSPECTIVE PAY RATE	EXTENSION
E7	Lowell L. Relph	5	54.49	272.45	54.49	272.45	54.49	272.45
E6	Carl R. Barnes	5	45.98	229.90	45.98	229.90	45.98	229.90
E6	David W. Biester	5	40.70	203.50	40.70	203.50	45.00	225.00
E6	John L. Degand	5	45.98	229.90	45.98	229.90	45.98	229.90
E6	Clayton L. Station	5	40.70	203.50	40.70	203.50	45.00	225.00
E6	David J. Heidrick	5	36.92	184.60	36.92	184.60	45.00	225.00
E6	Albert J. Goscha	5	49.70	248.50	49.70	248.50	49.70	248.50

HAY DROP WESTERN KANSAS 29 MARCH to 2 APRIL 87  
135TH AVN BN (108 AVN BN) TOPEKA

O4	John H. Lloyd	5	101.65	508.25	101.65	508.25	101.65	508.25
W4	Richard J. Marsh	5	86.73	433.65	86.73	433.65	86.73	433.65
W2	Wayne E. Spry	5	64.25	321.25	64.25	321.25	64.25	321.25
W1	Marvin Robbins	5	46.61	233.05	46.61	233.05	46.61	233.05
W2	Scott W. Hake	5	55.77	278.85	55.77	278.85	55.77	278.85
E6	Allan W. McKee	5	49.70	248.50	49.70	248.50	49.70	248.50
E4	Darren L. Starkebaum	5	30.33	151.65	35.00	175.00	45.00	225.00
E5	Carl A. Austin	5	42.18	210.90	42.18	210.90	45.00	225.00
E5	John W. Wilson	5	42.18	210.90	42.18	210.90	45.00	225.00
E5	Danny R. Cravens	5	34.65	173.25	35.00	175.00	45.00	225.00
E4	Barrie L. Gnagy	5	33.98	169.90	35.00	175.00	45.00	225.00
E6	Howard R. Montgomery	5	48.95	244.75	48.95	244.75	48.95	244.75
E7	Mickie A. Watts	5	56.01	280.05	56.01	280.05	56.01	280.05
E6	Kenneth R. Scherbert	5	49.70	248.50	49.70	248.50	49.70	248.50
E2	James R. Oliver	5	24.60	123.00	35.00	175.00	45.00	225.00

435TH GSAC(135TH AVN BN SALINA) 25-27 MARCH 87

O2	Kurbe L. Winslow	3	67.04	201.12	67.04	201.12	67.04	201.12
O2	Brent L. Montgomery	3	32.69	98.07	35.00	105.00	45.00	135.00
E6	Clayton L. Staton	3	40.70	122.10	40.70	122.10	45.00	135.00
W4	James P. Rostine	3	84.02	252.06	84.02	252.06	84.02	252.06
E5	Thomas E. Schmitendorf	3	39.95	119.85	39.95	119.85	45.00	135.00
E6	Robert H. Oehlert	3	49.70	149.10	49.70	149.10	49.70	149.10
W2	Stanley T. Kocal	3	57.89	173.67	57.89	173.67	57.89	173.67
W2	John W. Pearce	3	66.36	199.08	66.36	199.08	66.36	199.08
O1	Lloyd D. Whitehead	3	52.86	158.64	52.86	158.64	52.86	158.64
E6	Carl R. Barnes	3	45.98	137.94	45.98	137.94	45.98	137.94
E5	David J. Heidrick	3	36.92	110.76	36.92	110.76	45.00	135.00

PAY GRADE	UNIT/ NAME	DAYS	BASIC PAY	EXTENSION	ACTUAL PAY	EXTENSION	PROSPECTIVE PAY RATE	EXTENSION
E3	Rocky A. Nalley	2	24.82	49.64	35.00	70.00	45.00	90.00
E2	Charles J. Miller	2	23.88	47.76	35.00	70.00	45.00	90.00
E1	Johnny H. Adams	2	21.30	42.60	35.00	70.00	45.00	90.00
E1	Matthew K. Hunziker	2	21.30	42.60	35.00	70.00	45.00	90.00
E1	William L. Lockhardt	2	21.30	42.60	35.00	70.00	45.00	90.00
E1	Willia L. Stokes	2	21.30	42.60	35.00	70.00	45.00	90.00

AASF #1 & 108BN TOPEKA TO INDEPENDENCE 3-5 OCT 86

W1	Marvin Robbins	3	41.77	125.31	41.77	125.31	45.00	135.00
E6	Alan McKee	3	48.25	144.75	48.25	144.75	48.25	144.75
E6	Robert Chestnut	3	48.25	144.75	48.25	144.75	48.25	144.75
W2	Wayne E. Spry	2	62.38	124.76	62.38	124.76	62.38	124.76
E6	Marvin F. Terhune	2	44.64	89.28	44.64	89.28	45.00	90.00
W1	John Alexander	1	47.30	47.30	47.30	47.30	47.30	47.30
E6	Robert H. Oehlert	1	48.25	48.25	48.25	48.25	48.25	48.25
E6	Boyd A. Woodyard	1	47.52	47.52	47.52	47.52	47.52	47.52
W4	Leonard D. Peck	1	84.20	84.20	84.20	84.20	84.20	84.20

HHC (-) 891ST ENGR BN (CBT) IOLA 3-5 OCT 86

03	Clifford M. Silsby	3	87.71	263.13	87.71	263.13	87.71	263.13
E8	Alfred E. Link	3	73.74	220.41	73.47	220.41	73.47	220.41
E6	Nicky C. Hay	3	48.25	144.75	48.25	144.75	48.25	144.75

-----NEW PAY TABLE EFFECTIVE 1/1/87-----

SNOW BLIZZARD WESTERN KANSAS 29 MARCH to 2 APRIL 87 HAYDROP  
435TH GSAC (135 AVN BN) SALINA TO WESTERN KANSAS

03	Bradley A. Weiwberg	5	90.34	451.70	90.34	451.70	90.34	451.70
W2	Loren P. Brewer	5	60.01	300.05	60.01	300.05	60.01	300.05
W1	William H. Maxwell	5	48.72	243.60	48.72	243.60	48.72	243.60
04	Kenneth W. Barnard	5	104.46	522.30	104.46	522.30	104.46	522.30
W2	David A. Leger	5	57.89	289.45	57.89	289.45	57.89	289.45
W2	Stanley T. Kocol	5	57.89	289.45	57.89	289.45	57.89	289.45
02	Kurbe L. Winslow	5	67.04	335.20	67.04	335.20	67.04	335.20
02	Daniel A. Strawn	5	67.04	335.20	67.04	335.20	67.04	335.20
E5	Delbert G. Jacobia	5	39.95	199.75	39.95	199.75	45.00	225.00
E5	William D. McIntosh	5	42.18	210.90	42.18	210.90	45.00	225.00
E5	Stephen J. Chrisman	5	38.42	192.10	38.42	192.10	45.00	225.00
E7	Jerry R. Myers	5	60.55	302.75	60.55	302.75	60.55	302.75

PAY GRADE	UNIT/ NAME	DAYS	BASIC PAY	EXTENSION	ACTUAL PAY	EXTENSION	PROSPECTIVE PAY RATE	EXTENSION
135TH AVN BN (108 AVN BN TOPEKA) 25-27 MARCH 87								
W4	Lawrence R. Burbank	3	96.61	289.83	96.61	289.83	96.61	289.83
E6	Kenneth R. Sherbert	3	49.70	149.10	49.70	149.10	49.70	149.10
E5	Danny R. Cravens	3	34.65	103.95	35.00	105.00	45.00	135.00
E7	Emmet B. Tibbets	3	54.49	163.47	54.49	163.47	54.49	163.47
24-25 MARCH 87 HUTCHINSON FLOOD								
E6	Gerald F. Parker	2	43.73	87.47	43.73	87.47	45.00	90.00
E4	William A. Montandon	2	28.65	57.31	35.00	70.00	45.00	90.00
E4	Jesse, L. Downard	2	30.33	60.66	35.00	70.00	45.00	90.00
E4	Brent L. Barker	2	28.65	57.31	35.00	70.00	45.00	90.00
435TH GSAC 29 Mar to 2 APR 87 SNOW								
E4	Brian D. Chaney	5	33.98	169.90	35.00	175.00	45.00	225.00
HNB (-) 1ST BN 161ST FA DODGE SNOW 23-25 MAR 87								
E5	Harold D. Smith	2	36.92	73.84	36.92	73.84	45.00	90.00
E4	Raymond R. Rosenholtz	2	33.98	67.96	35.00	70.00	45.00	90.00
E4	Dartland L. Dearden	2	33.98	67.96	35.00	70.00	45.00	90.00
E5	Rickie D. Schiffner	2	34.65	69.30	35.00	70.00	45.00	90.00
DET 3 HHC 2/635TH ARMOR RUSSELL SNOW 24-30 MARCH 87								
E5	Daniel R. Bender	3	38.42	115.26	38.42	115.26	45.00	135.00
E5	Elton L. Bender	1	39.95	39.95	39.95	39.95	45.00	45.00
E5	Daniel J. Casper	2	29.16	29.16	35.00	70.00	45.00	90.00
E2	Monte L. Maier	3	24.60	73.80	35.00	105.00	45.00	135.00
E2	Robert J. Younger	1	24.60	24.60	35.00	35.00	45.00	45.00
HQ STARC KSARNG (-) EOC DUTY TOPEKA 24 MARCH 87								
E9	Viviano E. Reveles	1	84.73	84.73	84.73	84.73	84.73	84.73
HHD 287TH MAIN BN NORTON, SNOW 23-25 MARCH 87								
E5	Keri K. Minton	3	36.92	110.76	36.92	110.76	45.00	135.00
E4	Terrell E. Bonnett	1	27.14	27.14	35.00	35.00	45.00	45.00
E3	Kurt C. Hueneke	2	25.56	51.12	35.00	70.00	45.00	90.00
E2	Brett A. Gallentine	3	24.60	73.80	35.00	105.00	45.00	135.00

PAY GRADE	UNIT/ NAME	DAYS	BASIC PAY	EXTENSION	ACTUAL PAY	EXTENSION	PROSPECTIVE PAY RATE	EXTENSION
	HHC (-) 135th AVN BN (108 AVN BN) <u>TOPEKA</u> 29-31 MARCH 87 SNOW							
W4	Lawrence R. Burbank	3	96.61	289.83	96.61	289.83	96.61	289.83
	HQ STARC KSARNG (-) 29 MAR - 2 APR 87 SNOW							
E8	Alan Meuting	5	62.76	313.80	62.76	313.80	62.76	313.80
	435th GSAC (135 AVN BN) <u>SALINA</u> 29-31 MAR 87 SNOW							
E5	Thomas E. Schmitendorf	3	39.95	119.85	39.95	119.85	45.00	135.00
	135th AVN BN (108 AVN BN) 31 MAR - 2 APR 87 SNOW							
W3	Patrick M. Ramsey	3	76.28	228.84	76.28	228.84	76.28	228.84
E4	Scott Davis	3	30.33	90.99	35.00	105.00	45.00	135.00
E5	Clay L. Hodges	3	38.42	115.26	38.42	115.26	45.00	135.00
	995th MAINT Co (DS) <u>HAYS</u> 29-30 MAR 87 SNOW							
E5	Robert L. Keith	2	38.42	76.84	38.42	76.84	45.00	90.00
E4	Richard L. Wahlmeier	2	28.65	57.30	35.00	70.00	45.00	90.00
	BTRY A.1/161st FA <u>GARDEN CITY</u> 23-24 MAR 87 SNOW							
E7	Roger L. Kaiser	2	54.49	108.98	54.49	108.98	54.49	108.98
E7	Raymond G. Schiffelbein	2	50.69	101.38	50.69	101.38	50.69	101.38
E6	Frank C. Barker	2	45.98	91.96	45.98	91.96	45.98	91.96
E5	John A. Brown	1	34.65	34.65	35.00	35.00	45.00	45.00
E3	Jon T. Oloman	1	25.56	25.56	35.00	35.00	45.00	45.00
	DET 1 995 MAINT <u>GOODLAND</u> 28 MAR 87 SNOW							
E4	Robert J. Adelman	1	30.33	30.33	35.00	35.00	45.00	45.00
	DET 2 HHC2/635th <u>CONCORDIA</u> 28-30 MAR 87 SNOW							
E5	Randy E. Largent	3	34.65	103.95	35.00	105.00	45.00	135.00
E5	Scott A. Sheely	3	36.92	110.76	36.92	110.76	45.00	135.00
	DET 3 Co D 4th CSBN 35 ID <u>PHILLIPSBURG</u> 25 MAR, 31 MAR - 1 APR 87 SNOW							
E5	Raymond K. Burton	2	36.92	73.84	36.92	73.84	45.00	90.00
E6	Kenneth L. Craig	1	43.73	43.73	43.73	43.73	45.00	45.00
E5	Ronald D. Wedel	1	34.65	34.65	35.00	35.00	45.00	45.00
E7	Larry W. Rogers	1	56.01	56.01	56.01	56.01	56.01	56.01
E4	Rodney L. Coomes	1	32.69	32.69	35.00	35.00	45.00	45.00
E5	Steven J. Coomes	1	36.92	36.92	36.92	36.92	45.00	45.00



PAY GRADE	UNIT/ NAME	DAYS	BASIC PAY	EXTENSION	ACTUAL PAY	EXTENSION	PROSPECTIVE PAY RATE	EXTENSION
E4	Michael R. Persinger	1	32.69	32.69	35.00	35.00	45.00	45.00
E4	Charles J. Feik, Jr.	1	28.65	28.65	35.00	35.00	45.00	45.00
E3	John E. Rockey	2	25.56	51.12	35.00	70.00	45.00	90.00
E5	Richard G. Roach	2	42.18	84.36	42.18	84.36	45.00	90.00
E5	Richard G. Roach	1	42.18	42.18	42.18	42.18	45.00	45.00
E5	Gary L. Littrell	1	39.95	39.95	39.95	39.95	45.00	45.00
E3	John E. Rockey	1	25.56	25.56	35.00	35.00	45.00	45.00
E2	Thomas J. Reese	1	24.60	24.60	35.00	35.00	45.00	45.00
BTRY A1/161st FA <u>GARDEN CITY</u> 27-29 MAR 87 SNOW								
E7	Roger L. Kaiser	3	54.49	163.47	54.49	163.47	54.49	163.47
E7	Raymond G. Schiffelbein	3	50.69	152.07	50.69	152.07	50.69	152.07
E6	Frank C. Barker	3	45.98	137.94	45.98	137.94	45.98	137.94
E5	John A. Brown	1	29.09	29.09	35.00	35.00	45.00	45.00
E5	Timothy L. Parker	2	38.42	76.84	38.42	76.84	45.00	90.00
E3	Tom E. Hodges	3	25.56	76.68	35.00	105.00	45.00	135.00
E2	Clay A. Applegarth	2	24.60	49.20	35.00	70.00	45.00	90.00
E1	Marc A. Miller	2	21.94	43.88	35.00	70.00	45.00	90.00
GRAND TOTAL		704		\$28,500.87		\$29,981.72		\$33,234.97

# H.B. 2957

ATTACH E

DAILY RATES OF BASIC PAY OF OFFICERS, WARRANT OFFICERS, AND ENLISTED MEMBERS  
 (THE MILITARY PAY RAISE BILL - EFFECTIVE 1 JANUARY 1988)  
 DAILY RATES OF BASIC ALLOWANCE FOR QUARTERS AND OF BASIC ALLOWANCES FOR SUBSISTENCE

COMMISSIONED OFFICERS

PAY GRADE	BASIC PAY													
	2 or Less	OVER 2	OVER 3	OVER 4	OVER 6	OVER 8	OVER 10	OVER 12	OVER 14	OVER 16	OVER 18	OVER 20	OVER 22	OVER 26
0-8	146.79	151.18	154.77			166.31		174.17		181.42	189.30	196.55	201.39	
0-7	121.97	130.26			136.10		143.99		151.18	166.31	177.75			
0-6	90.40	99.33	105.83						109.42	126.72	133.20	136.10	143.99	156.17
0-5	72.30	84.90	90.77				93.52	98.54	105.15	113.02	119.50	123.12	127.42	
0-4	60.95	74.22	79.16		80.63	84.19	89.93	94.99	99.33	103.68	106.55			
0-3	56.64	63.32	67.69	74.90	78.48	81.30	85.70	89.93	92.15					
0-2	49.39	53.94	64.79	66.97	68.38									
0-1	42.87	44.64	53.94											

COMMISSIONED OFFICERS CREDITED WITH OVER 4 YEARS ACTIVE DUTY ENLISTED SERVICE

0-3 E				74.90	78.48	81.30	85.70	89.93	93.52					
0-2 E				66.97	68.38	70.54	74.22	77.05	79.16					
0-1 E				53.94	57.62	59.74	61.90	64.06	66.97					

WARRANT OFFICERS

W-4	57.70	61.90		63.32	66.20	69.12	72.02	77.05	80.63	83.46	85.70	88.46	91.42	98.54
W-3	52.44	56.89		57.62	58.29	62.56	66.20	68.38	70.54	72.64	74.90	77.81	80.63	83.46
W-2	45.93	49.69		51.14	53.94	56.89	59.05	61.21	63.32	65.54	67.69	69.83	72.64	
W-1	38.27	43.88		47.54	49.69	51.83	53.94	56.17	58.29	60.46	62.56	64.79		

ENLISTED MEN

E-9							67.12	68.64	70.19	71.80	73.40	74.83	78.76	86.42
E-8						56.29	57.90	59.42	60.97	62.57	64.02	65.59	69.44	77.18
E-7	39.30	42.42	44.00	45.53	47.09	48.59	50.14	51.70	54.04	55.58	57.13	57.87	61.76	69.44
E-6	33.81	36.85	38.39	40.02	41.51	43.02	44.60	46.90	48.37	49.93	50.69			
E-5	29.67	32.30	33.86	35.34	37.66	39.19	40.75	42.25	43.02					
E-4	27.68	29.22	30.94	33.34	34.66									
E-3	26.07	27.50	28.61	29.74										
E-2	25.09													
E-1	22.38													

IF NO AMOUNT IS SHOWN FOR A PAY GRADE UNDER CUMULATIVE YEARS OF SERVICE, THE AMOUNT IMMEDIATELY TO THE LEFT APPLIES.

E

COMMITTEE ASSIGNMENTS  
 VICE-CHAIRMAN: COMMERCIAL AND FINANCIAL INSTITUTIONS  
 MEMBER: AGRICULTURE AND LIVESTOCK FEDERAL AND STATE AFFAIRS  
 JOINT COMMITTEE ON SPECIAL CLAIMS AGAINST THE STATE

STATE OF KANSAS



TO PEKA

HOUSE OF REPRESENTATIVES

RICHARD E. "DICK" ECKERT  
 REPRESENTATIVE SIXTIETH DISTRICT  
 P.O. BOX 157  
 WETMORE, KANSAS 66550

February 23, 1988

Mr. Chairman and members of the Committee:

My name is Gene Yockers, and I am the Director of the Kansas Real Estate Commission.

Senate Bill 283 is a carry-over bill. It passed the Senate 40-0.

Section 1 (lines 69-72). Deletes language requiring a real estate license of persons who assist in or direct the arrangement for mortgage financing on real estate while not acting in the capacity of a mortgagee or mortgagee's agent.

This provision has been in the license act for eight years and has been of no value. Other provisions of the license act are not applicable to activities related to arranging mortgage financing.

Section 2 (lines 112-113). Relates to the application fee which is requested under section 4. Sets the time when the application fee would be paid.

The application fee will be used for background searches concerning new applicants.

Section 3 (lines 170-175). Gives the Commission authority to impose civil fines against licensees for violation of the license act. What this does is give the Commission a little latitude between a letter of censure and suspension or revocation. Or a fine may be used as a combination with suspension or revocation. Section 5 provides that all fines imposed by the Commission go to the state general fund with no part being retained by the Commission.

Section 3 (lines 182-184). To extend the period of time for commencing complaints if litigation is filed.

Under the current law, it may be too late to commence a complaint after the conclusion of a civil action. Extending the time will allow more flexibility in pursuing a disciplinary action.

Section 3 (lines 199-216). When a licensee enters a plea of guilty or nolo contendere to or has been convicted of any felony charge, this amendment will allow the Commission to use emergency proceedings to suspend, restrict or revoke a license.

Attach F

Testimony  
2-23-88  
page 2

Section 3 (lines 217-227). To give the Commission the authority to deny continued use of a licensee's name in a real estate brokerage name when revocation of the individual's license is in effect.

Section 4 - provides for additional fees:

\$15 (maximum) application fee to be used for background search of applicant. (Nebraska reported they turned up numerous false applications by searching court records.)

Company address and name changes presently at \$15 per license or maximum of \$100. The amendment provides for \$7.50 per license with no maximum.

\$10 for issuance of a duplicate license (issued when license is lost).

\$10 for certification of licensure to another state.

Fees for registering courses and instructors:

\$50 for first-time approval

\$15 for renewal the next calendar year

The Commission respectfully requests that SB-283 be passed out of the House Federal and State Affairs Committee favorably.