

Approved March 25, 1986
Date

MINUTES OF THE HOUSE COMMITTEE ON EDUCATION

The meeting was called to order by Representative Don E. Crumbaker at
Chairperson

3:40 ~~am~~/p.m. on March 17, 1986 in room 519-S of the Capitol.

All members were present except: Rep. Leach, Apt, Hassler, Laird, who were excused

Committee staff present: Avis Swartzman, Revisor of Statute's Office
Ben Barrett, Legislative Research
Lynda Cory, Secretary to the Committee

Conferees appearing before the committee:

Ben Barrett	Connie Hubbell	John Myers	Jim Yonally
Dale Dennis	Craig Grant	John Koepke	
Bill Dirks	Ferman Marsh	Rep. Henry Helgerson	

The Chairman invited Ben Barrett to present SB 601.

Mr. Barrett from Legislative Research summarized SB 601 for the committee in three steps:

1. Proposed budget controls for the next school year of 101% to 103%.
2. Treats inservice education fund the same as other special funds of the school district.
3. Technical change that applies the 1% limitation transfers from the general fund to the capital outlay fund to districts in the 5th (largest) enrollment category. This change includes Olathe with the other 4 large enrollment districts which are subject to the 1% limit.

Mr. Barrett then reviewed the appropriations bill that is currently in the Senate.

Dale Dennis from State Board of Education presented the computer printouts for SB 601.
(Attachment 1, 2)

Bill Dirks, representing USD 259 Wichita Public Schools, supported SB 601 if two amendments could be made on it. They support budget limitations of 102-104% and changing the report date from September 15 to September 20. (Attachment 3)

Jim Yonally, Shawnee Mission District, opposed SB 601. They are in support of the state picking up KPERs and HB 2585. (Attachment 4)

At this point Dale Dennis was asked to read the responses from the survey of superintendents. With \$10 million and 0-2%--27 school districts were in favor; 1-3%--118 in favor; 2-4%--138 in favor. The property tax increase for each respectively: -\$6 million; \$13.7 million; \$31.7 million.

Connie Hubbell from the State Board of Education felt that SB 601 was inadequate funding and encouraged changes. (Attachment 5)

Craig Grant from Kansas-National Education Association requested that the budget limits be raised to allow progress made on teacher salary issue. (Attachment 6, 7)

Ferman Marsh, Superintendent from Shawnee Heights representing United School Administrators, encouraged transfers other than the general fund. (Attachment 8)

John Myers from the Governor's office opposed SB 601 because it was not adequate. (Attachment 9)

John Koepke from Kansas Association of School Boards felt that the education system needed to be adequately funded to enhance the state's economic development and supported HB 2585 to do that. (Attachment 10)

The Chairman concluded the hearings for SB 601 and invited Representative Henry Helgerson to present SB 650 which concerns earlier intervention for special education children.
(Attachment 11, 12)

Rep. Hensley moved and Rep. Harder seconded approval for minutes of March 6 and 12; motion carried. Meeting adj. 4:53 p.m.

Unless specifically noted, the individual remarks recorded herein have not been transcribed verbatim. Individual remarks as reported herein have not been submitted to the individuals appearing before the committee for editing or corrections.

DATE 3-17-86

GUEST REGISTER

HOUSE

EDUCATION COMMITTEE

NAME	ORGANIZATION	ADDRESS
Cynthia R. Malone	U.S.D #375 Educator	#10 Huntington Rd Augusta, Ks.
Ginger Strong	U.S.D. #375 CNEA, KNEA, NEA	520 Hinton Rd. El Dorado
Ron Strong	"	"
Bill Anderson	Water Dist No 1 of J. Co	Mission
Lucile Paden	KSDE	Topoka
Julie Brown	PARKS	Statehouse
Brilla Highfill Smith	USA	Lawrence
Fernand Marshall	USA	Tecumseh
Gerald Miller	USA	Topoka
Bob Wooten	Gov Office	Topoka
Ken Ross	LAE	Paoli
Annul Kundt	USD # 1	Topoka
Bill Stokes	U.S. A. 259	Wichita
Raig Grant	K-NEA	Lawrence
Lew Ferguson	Associated Press	Topoka
Oliver L Myers	Gov. Office	Topoka
John Kemp	KAS	Topoka
Gay Cook	KNEA	Topoka
Jim Yarnally	USD # 512	Shannon Mission
Connie Huebner	ST. Bd. of Ed	Topoka
Bill Muech	ST Bd of Ed	Mennington

STATE

Urban--7.88
Rural--6.37

County	Ratio				
	1981	1982	1983	1984	1985
Allen	6.00	7.96	7.78	7.36	
Urban	10.00	10.00	9.42	9.30	9.40
Rural	5.00	6.75	6.65	6.10	7.20
Anderson	7.00	7.00	7.72	6.83	
Urban	10.00	9.50	8.97	8.80	9.00
Rural	6.00	6.93	7.31	6.26	7.38
Atchison	8.00	6.13	7.02	7.81	
Urban	10.00	9.10	10.85	9.72	12.00
Rural	6.00	4.54	5.03	6.41	5.59
Barber	4.00	5.23	5.00	5.54	
Urban	7.00	5.97	6.21	5.44	5.66
Rural	4.00	5.04	4.71	5.58	4.91
Barton	7.00	6.11	6.14	6.78	
Urban	7.00	7.50	7.05	7.31	7.44
Rural	6.00	5.00	5.32	6.23	6.75
Bourbon	7.00	7.67	7.68	7.83	
Urban	8.00	8.21	8.61	8.93	8.96
Rural	7.00	6.80	7.03	7.44	7.60
Brown	6.00	5.97	6.99	8.00	
Urban	12.00	12.43	12.76	13.47	13.64
Rural	5.00	4.75	5.11	6.64	7.77
Butler	8.00	7.99	7.08	7.30	
Urban	8.00	8.21	7.87	8.37	8.47
Rural	8.00	6.80	6.50	6.54	6.13
Chase	6.00	6.61	7.58	6.84	
Urban	8.00	8.41	9.00	7.62	8.35
Rural	6.00	6.44	7.44	6.76	6.62
Chautauqua	3.00	3.86	3.80	3.62	
Urban	6.00	6.96	5.07	5.89	7.00
Rural	3.00	3.50	3.57	3.28	3.63
Cherokee	6.00	6.37	6.26	6.23	
Urban	9.00	9.51	9.50	8.79	8.99
Rural	5.00	5.38	5.26	5.35	6.60
Cheyenne	3.00	4.96	4.74	5.15	
Urban	8.00	10.06	9.64	9.66	9.84
Rural	3.00	3.84	4.22	4.62	5.63
Clark	7.00	5.77	7.63	6.95	
Urban	12.00	14.57	16.16	16.44	15.25
Rural	6.00	5.06	6.80	6.13	7.66
Clay	7.00	7.49	7.12	7.78	
Urban	12.00	13.33	10.79	11.13	12.16
Rural	6.00	5.90	5.87	6.54	6.75
Cloud	7.00	7.38	8.63	8.78	
Urban	14.00	14.18	13.50	12.46	14.73
Rural	5.00	5.38	6.75	7.18	8.46
Coffey	6.00	6.21	5.90	6.24	
Urban	8.00	8.88	7.97	8.18	7.64
Rural	5.00	5.41	5.12	5.56	6.95
Commanche	6.00	5.60	5.45	6.37	
Urban	13.00	13.43	10.88	10.86	16.49
Rural	5.00	4.88	4.88	5.74	6.94
Cowley	7.00	7.56	7.67	7.00	
Urban	9.00	9.48	9.18	9.33	9.34
Rural	6.00	6.30	6.60	5.56	6.58
Crawford	5.00	6.03	6.34	6.28	
Urban	7.00	7.60	7.36	7.40	7.28
Rural	4.00	4.49	5.11	4.97	4.88
Decatur	5.00	4.84	5.37	4.96	
Urban	9.00	8.00	8.22	7.91	8.12
Rural	4.00	4.32	4.85	4.44	6.61
Dickinson	8.00	7.93	8.49	7.77	
Urban	12.00	11.50	10.25	9.93	9.60
Rural	6.00	6.53	7.59	6.74	7.67
Doniphan	6.00	4.35	4.73	4.94	
Urban	11.00	9.40	11.19	10.28	9.50
Rural	5.00	3.50	3.61	3.84	4.94
Douglas	7.00	7.33	7.38	7.52	
Urban	9.00	9.16	8.77	8.76	8.67
Rural	5.00	4.55	4.88	5.13	5.47
Edwards	5.00	5.54	5.57	6.28	
Urban	10.00	10.86	11.45	10.86	10.40
Rural	4.00	4.84	4.83	5.58	6.57
Elk	6.00	6.98	6.99	6.60	
Urban	13.00	14.14	12.40	12.65	10.71
Rural	5.00	6.96	5.85	6.04	7.78
Ellis	4.00	4.95	4.79	4.93	
Urban	6.00	6.15	5.95	5.97	5.96
Rural	3.00	3.66	3.51	3.68	4.71
Ellsworth	7.00	6.66	6.43	6.26	
Urban	10.00	12.98	10.19	11.20	10.81
Rural	6.00	5.92	5.78	5.60	7.82
Finney	9.00	8.09	8.92	8.95	
Urban	10.00	9.10	8.93	8.98	9.38
Rural	8.00	7.29	7.79	8.92	7.12

County	Ratio				
	1981	1982	1983	1984	1985
Ford	6.00	6.81	6.95	6.84	
Urban	8.00	8.46	8.23	8.38	8.41
Rural	5.00	5.46	5.82	5.42	6.32
Franklin	5.00	5.69	6.74	7.02	
Urban	8.00	8.87	8.47	9.12	9.23
Rural	4.00	4.16	5.57	5.68	6.14
Geary	10.00	9.33	7.59	8.57	
Urban	11.00	10.83	9.59	9.55	9.63
Rural	7.00	6.59	4.66	6.51	8.20
Gove	4.00	4.49	4.79	5.11	
Urban	7.00	6.74	6.63	6.89	9.69
Rural	4.00	4.26	4.58	4.90	6.35
Graham	3.00	3.71	4.75	4.79	
Urban	7.00	8.28	7.37	6.57	7.30
Rural	3.00	3.20	4.30	4.43	6.36
Grant	6.00	7.65	6.55	6.00	
Urban	9.00	10.31	8.74	9.53	8.89
Rural	5.00	7.04	6.00	5.27	7.52
Gray	6.00	6.99	7.05	6.33	
Urban	10.00	10.57	9.06	8.68	9.00
Rural	6.00	6.46	6.68	5.93	6.94
Greeley	7.00	6.87	7.09	6.95	
Urban	11.00	22.25	15.00	15.79	14.81
Rural	7.00	6.26	6.59	6.43	6.72
Greenwood	5.00	5.87	5.50	5.97	
Urban	10.00	8.81	8.88	8.41	9.55
Rural	4.00	5.27	4.87	5.43	5.31
Hamilton	6.00	5.55	6.45	6.51	
Urban	9.00	17.29	11.33	9.42	8.70
Rural	6.00	5.71	5.90	6.10	7.09
Harper	6.00	5.58	5.39	6.16	
Urban	9.00	9.25	8.81	7.92	9.59
Rural	5.00	4.90	4.74	5.70	6.73
Harvey	7.00	6.89	7.31	7.31	
Urban	9.00	8.84	8.70	8.63	9.00
Rural	5.00	4.97	5.69	5.74	5.54
Haskell	5.00	7.09	5.29	7.20	
Urban	8.00	8.48	8.03	10.43	9.08
Rural	5.00	6.87	4.95	6.74	7.44
Hodgeman	6.00	6.89	7.59	7.77	
Urban	11.00	19.84	19.59	15.84	17.45
Rural	6.00	6.51	7.07	7.32	8.79
Jackson	7.00	5.64	5.68	6.17	
Urban	9.00	9.21	9.33	10.11	10.05
Rural	6.00	4.84	4.83	5.23	6.04
Jefferson	7.00	8.87	7.39	7.56	
Urban	9.00	9.59	8.68	9.30	8.46
Rural	6.00	8.65	7.01	7.08	7.02
Jewell	5.00	5.74	5.58	5.95	
Urban	14.00	16.66	17.00	18.26	18.57
Rural	5.00	5.20	5.05	5.40	6.91
Johnson	7.00	7.10	6.93	6.91	
Urban	7.00	7.27	7.06	7.03	6.91
Rural	5.00	5.09	5.24	5.24	5.24
Kearny	7.00	5.82	6.67	7.10	
Urban	8.00	8.20	8.41	8.00	7.26
Rural	7.00	5.51	6.40	6.94	6.46
Kingsman	5.00	5.57	6.21	5.77	
Urban	7.00	8.12	8.25	6.87	7.65
Rural	5.00	5.13	5.81	5.53	6.28
Kiowa	6.00	8.36	7.60	7.35	
Urban	11.00	12.18	10.68	10.78	9.14
Rural	5.00	7.57	6.93	6.64	8.08
Labette	6.00	6.65	7.37	7.89	
Urban	8.00	8.73	8.70	8.82	9.05
Rural	5.00	5.20	6.25	7.03	6.76
Lane	5.00	5.07	5.33	5.52	
Urban	12.00	17.61	16.30	14.10	13.66
Rural	4.00	4.42	4.66	4.90	6.00
Leavenworth	8.00	7.70	7.72	7.24	
Urban	9.00	9.28	9.03	8.73	8.17
Rural	6.00	5.54	5.83	5.25	4.35
Lincoln	7.00	8.21	9.11	9.27	
Urban	10.00	17.00	18.04	19.18	20.30
Rural	7.00	7.53	8.38	8.48	9.60
Linn	7.00	7.61	5.45	7.62	
Urban	10.00	8.95	9.00	10.45	9.52
Rural	7.00	7.35	5.00	3.44	6.25
Logan	5.00	4.86	5.17	5.51	
Urban	9.00	9.50	10.29	8.70	11.21
Rural	4.00	4.21	4.47	4.93	5.97
Lyon	8.00	8.14	8.24	7.93	
Urban	10.00	9.48	9.31	9.00	9.18
Rural	6.00	6.32	6.66	6.35	7.16

* County ratios are aggregate ratios. Urban and rural ratios are median

County	Ratio				1985	County	Ratio				1985
	1981	1982	1983	1984			1981	1982	1983	1984	
Marion	7.00	6.45	6.41	6.74		Roos	5.00	4.69	5.12	4.99	
Urban	9.00	8.52	8.28	8.57	9.51	Urban	8.00	8.28	7.50	6.80	6.92
Rural	6.00	5.97	5.96	6.29	7.67	Rural	4.00	3.91	4.46	4.43	4.07
Marshall	6.00	6.35	7.15	6.93		Rush	7.00	7.90	6.90	8.11	
Urban	12.00	12.50	13.71	12.00	10.95	Urban	14.00	11.28	10.92	10.53	12.15
Rural	5.00	5.25	5.95	5.23	6.85	Rural	6.00	7.34	6.31	7.69	8.78
McPherson	7.00	6.90	7.01	7.36		Russell	5.00	5.21	4.81	5.95	
Urban	10.00	9.22	9.00	8.68	8.70	Urban	7.00	7.95	6.59	7.10	6.46
Rural	6.00	5.53	5.75	6.52	6.50	Rural	4.00	4.28	4.04	5.32	4.99
Meade	7.00	7.13	7.21	7.73		Saline	7.00	7.38	7.22	6.94	
Urban	9.00	9.31	9.10	9.28	9.48	Urban	8.00	8.26	8.11	7.59	7.75
Rural	7.00	6.68	6.81	7.57	7.05	Rural	6.00	5.80	5.64	5.71	5.93
Miami	5.00	5.79	6.13	6.01		Scott	4.00	5.79	5.52	5.32	
Urban	9.00	8.88	9.25	9.99	9.61	Urban	6.00	7.00	6.46	6.36	6.54
Rural	4.00	4.81	5.13	4.97	5.67	Rural	4.00	5.46	5.26	5.03	4.90
Mitchell	6.00	6.08	6.24	7.21		Sedgwick	7.00	7.19	6.90	6.67	
Urban	10.00	9.33	9.48	8.49	10.27	Urban	8.00	7.75	7.46	7.45	7.54
Rural	5.00	5.17	5.31	6.69	8.23	Rural	4.00	4.96	4.78	4.12	4.87
Montgomery	7.00	6.33	7.51	7.28		Seward	6.00	5.95	6.62	6.57	
Urban	9.00	8.76	8.79	9.18	9.65	Urban	8.00	7.72	7.62	7.44	7.52
Rural	5.00	4.42	6.13	5.53	6.51	Rural	5.00	4.66	5.69	5.68	6.80
Morris	7.00	5.95	8.96	8.58		Shawnee	8.00	8.10	7.85	7.81	
Urban	8.00	9.90	8.58	8.40	7.64	Urban	8.00	8.28	8.06	7.94	8.00
Rural	7.00	5.38	9.07	8.63	8.37	Rural	7.00	7.64	7.29	7.46	7.33
Morton	8.00	6.64	7.99	6.98		Sheridan	3.00	3.58	3.32	4.46	
Urban	9.00	8.81	8.62	8.36	7.78	Urban	6.00	9.75	5.92	6.98	6.17
Rural	8.00	6.00	7.73	6.48	8.57	Rural	3.00	3.28	3.14	4.25	5.00
Nemaha	6.00	6.13	5.54	6.51		Sherman	5.00	4.95	5.31	5.53	
Urban	12.00	11.78	9.06	8.93	11.42	Urban	9.00	9.57	9.56	8.75	7.79
Rural	5.00	5.15	4.08	5.87	7.18	Rural	4.00	4.12	4.48	4.78	6.31
Neosho	7.00	6.21	6.03	6.97		Smith	6.00	5.49	5.47	5.92	
Urban	8.00	7.89	8.22	8.33	9.28	Urban	17.00	15.17	16.12	13.81	15.31
Rural	6.00	5.16	4.78	6.00	6.60	Rural	5.00	4.59	4.54	5.03	6.28
Ness	6.00	5.52	5.97	6.40		Stafford	4.00	4.16	4.71	5.04	
Urban	10.00	9.68	9.68	8.45	9.37	Urban	11.00	8.41	8.76	8.98	11.04
Rural	5.00	4.96	5.41	6.00	7.74	Rural	3.00	3.60	4.11	4.41	5.29
Norton	5.00	4.61	5.64	6.03		Stanton	10.00	7.67	8.01	7.42	
Urban	10.00	9.90	9.91	10.43	9.93	Urban	7.00	12.04	15.33	12.50	12.71
Rural	4.00	3.61	4.61	4.95	5.95	Rural	11.00	7.27	7.41	7.05	8.71
Osage	7.00	8.36	8.47	9.65		Stevens	6.00	4.84	8.63	6.43	
Urban	10.00	10.10	10.30	9.92	9.25	Urban	9.00	9.13	8.42	8.63	8.25
Rural	6.00	7.69	7.77	9.51	8.02	Rural	6.00	4.28	8.69	5.98	6.69
Osborne	6.00	7.45	6.44	7.14		Sumner	5.00	5.09	4.97	5.58	
Urban	13.00	15.91	13.52	12.50	14.45	Urban	7.00	6.99	6.79	7.09	6.71
Rural	5.00	6.34	5.50	6.28	6.90	Rural	4.00	4.49	4.39	5.04	5.41
Ottawa	9.00	8.93	8.16	8.88		Thomas	7.00	5.18	5.23	5.02	
Urban	13.00	13.12	12.44	12.28	11.78	Urban	8.00	7.94	7.98	7.61	7.59
Rural	8.00	8.32	7.56	8.35	8.90	Rural	6.00	4.43	4.47	4.32	4.97
Pawnee	6.00	5.69	6.16	6.98		Trego	5.00	5.22	6.87	5.80	
Urban	9.00	9.08	9.58	8.70	8.56	Urban	10.00	9.62	7.20	7.12	8.18
Rural	5.00	4.91	5.33	6.42	8.13	Rural	4.00	4.51	6.76	5.44	7.07
Phillips	6.00	5.36	5.98	6.64		Wabaunsee	6.00	5.51	6.18	6.77	
Urban	10.00	9.41	10.00	10.83	10.90	Urban	9.00	9.10	7.49	8.42	8.14
Rural	5.00	4.52	5.10	5.67	8.39	Rural	6.00	5.17	6.00	6.55	8.31
Pottawatomie	7.00	7.80	7.18	7.45		Wallace	5.00	5.02	6.36	5.32	
Urban	9.00	8.64	8.44	7.98	7.28	Urban	9.00	11.68	10.33	10.64	14.23
Rural	6.00	7.48	6.72	7.22	7.26	Rural	5.00	4.69	6.07	5.01	7.60
Pratt	9.00	7.25	8.09	7.39		Washington	7.00	7.00	7.20	6.59	
Urban	10.00	9.38	9.30	8.91	8.86	Urban	14.00	14.57	16.40	17.08	14.00
Rural	8.00	6.30	7.43	6.62	8.33	Rural	6.00	6.27	6.40	5.76	6.88
Rawlins	4.00	4.38	4.79	5.60		Wichita	6.00	5.42	6.61	7.47	
Urban	8.00	8.33	11.14	8.46	10.28	Urban	11.00	13.35	14.26	14.74	12.05
Rural	4.00	4.04	4.36	5.29	6.60	Rural	6.00	4.90	6.02	6.85	7.13
Reno	7.00	8.94	8.73	8.14		Wilson	9.00	7.55	6.83	7.82	
Urban	10.00	9.75	10.00	9.96	10.10	Urban	11.00	9.91	9.66	10.00	11.71
Rural	5.00	6.80	7.27	6.33	6.46	Rural	8.00	6.66	5.87	6.97	7.01
Republic	7.00	6.62	7.99	7.41		Woodson	6.00	5.87	6.97	6.58	
Urban	16.00	20.00	18.60	16.33	14.12	Urban	9.00	9.86	9.30	11.48	12.70
Rural	6.00	5.51	6.85	6.39	7.48	Rural	6.00	5.23	6.44	5.83	7.44
Rice	9.00	7.82	7.97	7.94		Wyandotte	9.00	9.04	8.79	8.32	
Urban	12.00	10.85	11.16	11.49	12.95	Urban	9.00	9.06	8.79	8.36	8.39
Rural	8.00	6.92	7.03	6.92	7.22	Rural	7.00	8.44	9.12	6.34	7.20
Riley	11.00	10.49	9.84	9.49		State Ratio	7.00	6.47	6.90	6.95	
Urban	11.00	10.68	9.96	9.49	9.44	Urban	8.00	8.23	8.07	7.97	
Rural	9.00	9.83	9.43	9.48	7.55	Rural	5.00	5.65	5.68	5.81	

* County Ratios are aggregate ratios. Urban and rural ratios are medians.

	Estimated Current Law 1985-86	S.B. 601 1986-87
USD General Fund	\$ -----	\$ 1,270,531
Plus allowance for appeals, social security, utilities, enrollment increases, and unused budget authority	-----	2,500
TOTAL	\$ 1,231,217	\$ 1,273,031
General State Aid		
Basic	\$ 442,015	\$ 451,086
Additional Guarantee	41	1
Subtotal	\$ 442,056	\$ 451,087
Allowance for appeals, social security, utilities, enrollment increases, and unused budget authority	-----	969
TOTAL	\$ 442,056	\$ 452,056
Income Tax Rebate	108,400	113,000
TOTAL, Gen. Aid & Rebate	\$ 550,456	\$ 565,056
Transportation Aid	42,100	44,205 (d)
GRAND TOTAL	\$ 592,556	\$ 609,261
Increase over 1985-86		16,705
State Aid Ratio (b)	34.9%	35.5%
State Aid and Income Tax Ratio (c)	44.7%	44.4%
Est. Property Tax Increase	\$ 49,325	\$ 13,695
Est. KPERS Requirement	40,930	39,308 (e)
Est. KPERS Increase over 1985-86	-----	1,622

- a) Based on latest information available
- b) General state aid divided by general fund budget
- c) General state aid plus income tax rebate divided by
general fund budget
- d) Based on 100% entitlement
- e) Based on an employer rate of 3.7%

Prepared by: State Department of Education and
Legislative Research Department
Computer Printout L8615
February 13, 1986

	Current Law	Senate Bill 601
Basic Budget Controls	5%-15%*	1%-3%
Decline in Enrollment	Use prior year's enrollment if decline is less than 4% for large enrollment category or less than 10% for the two small enrollment categories (0-400). A mathematical linear transition will be computed for districts in the 400-2,000 category which will vary from 4%-10%. If enrollment declines more than specified percentages, the budget comp. is based on prior year's enrollment less the number of pupils the enrollment exceeds the percentage threshold	Same
Minimum Guarantee	Yes, for USD's levying at least median general fund tax rate with a sliding scale for USD's levying less than median (75% of income tax rebate is deducted)	Same
Local Effort Rate	1.566	
District Wealth	One-year adjusted valuation and taxable income	Same
Income Tax Rebate	20% of liability before credits for taxes paid to another state. 85% of rebate included as local effort	Same
P.L. 874	Percent of local revenue equalized to total local revenue	Same
Motor Vehicle Excise Tax & Dealer's Stamp Tax & IRB's	Prior year's motor vehicle & dealer's stamp tax & IRB in lieu payments as part of local effort	Same
Appeals	Construction, spec. ed., utilities, transportation, enrollment, elem. guidance, & bilingual ed.	Same
Transfers from General Fund	Transportation, spec. ed., driver training, adult ed., adult supp., food service, voc. ed., capital outlay, & bilingual ed.	Same
Enrollment Categories	0-199.9 200-399.9 400-1,999.9 2,000-9,999.9 10,000 and over	Same

*In addition, prior year's increases in social security, utilities, and unused budget authority.

PROPOSED STATE AID PLANS
1986-87 School Year
(Amounts in Thousands)

	<u>1985-86</u>	<u>S.B. 648</u> <u>1986-87</u>	<u>S.B. 601</u> <u>1986-87</u>
General Fund Budget Limitations	5%-15%	0%-2%	1%-3%
Est. General Fund Budget	1,231,217	1,260,512	1,273,031
% Budget Increase	NA	2.4%	3.4%
General State Aid	442,056	442,056	452,056
Income Tax Rebate	108,400	113,000	113,000
Ratio of General State Aid and Income Tax Rebate to Budget	44.7%	44.0%	44.4%
Est. Property Tax Increase (a)	49,325	8,900	13,695
Est. Property Tax Rate Increase	NA	(0.2 mills) (b)	0.2 mills (b)
Potential % Increase in Teacher Salaries (a)		2.0%	3.0%

(a) Teacher salary increases will vary considerably from district to district. In many districts where the property tax exceeds two to three mills, such districts may not use their full budget authority.

(b) Based on 1.8 percent growth in assessed valuation.

Prepared by: State Dept. of Education
and Legislative Research
Department

COLUMN EXPLANATION

- Column 1 - Estimated September 15, 1986, FTE enrollment
- 2 - 1985-86 estimated general fund budget per pupil
- 3 - 1986-87 estimated computed general fund budget per pupil utilizing the following medians.
- | | |
|--|----------------------------|
| 0-399.9 (use 200-399.9 category median) | \$ 4,210 |
| 400-1,999.9 (use 200-399.9 category median with linear transition) | \$ 4,210 - .985625 (E-400) |
| 2,000-9,999.9 (use 2,000-9,999.9 category median) | \$ 2,633 |
| 10,000 and over (use 10,000 and over category median) | \$ 2,999 |
- 4 - 1985-86 estimated general fund budget
- 5 - 1986-87 estimated general fund budget utilizing budget controls of 1%-3%
- 6 - Difference (Column 5 - 4)
- 7 - 1985-86 estimated general (basic) state aid
- 8 - 1985-86 estimated additional guarantee (grandfather clause)
- 9 - 1985-86 estimated income tax rebate
- 10 - 1985-86 estimated total state aid (Columns 7 + 8 + 9)
- 11 - 1986-87 estimated general (basic) state aid (The local effort rate is determined by the amount of money appropriated.) District wealth will include one year's adjusted valuation and taxable income.
- 12 - 1986-87 estimated additional guarantee (grandfather clause)
- 13 - 1986-87 estimated income tax rebate
- 14 - 1986-87 estimated total state aid (Columns 11 + 12 + 13)
- 15 - Difference (Column 14 - 10)
- 16 - 1985-86 millage equivalency of Column 15 (Column 15 divided by assessed valuation)
- 17 - 1985-86 general fund mill rate
- 18 - 1986-87 estimated general fund mill rate based on the 1985 assessed valuation (The mill rate assumes the cash balance will be at least equal to the amount used in preparing the 1985-86 budget.)

COUNTY NAME	#	BUDGET PER PUPIL			GENERAL FUND BUDGET			1985-86			ESTIMATED 1986-87			TAX RATE					
		EST ENROLL	1985-86	1986-87	EST 1985-86	EST 1986-87	DIFF (5-4)	BASIC AID	ADDITIONAL GUARANTEE	INCOME TAX REBATE	TOTAL STATE AID	BASIC AID	ADDITIONAL GUARANTEE	INCOME TAX REBATE	TOTAL STATE AID	DIFF (14-10)	MILL EQUIV	1985 ESTI	1986 ESTI
ALLEN	001																		
HARMATON VALLEY	00256	300.0	4,319.05	4,434.94	1,317,309	1,330,483	13,174	487,082	0	73,961	561,043	522,617	0	81,204	603,821	42,778	3.61	50.32	46.78
IOLA	00257	1,790.0	2,698.79	2,779.75	4,724,500	4,975,753	251,253	2,578,473	0	327,888	2,906,361	2,700,827	0	350,146	3,050,973	144,612	4.34	39.43	44.50
MUMHOLUT	00258	597.0	3,648.44	3,757.89	2,170,820	2,243,460	72,640	1,222,425	0	113,748	1,336,173	1,291,504	0	125,035	1,416,539	80,366	4.73	45.46	45.09
ANDERSON	002																		
GARNETT	00365	900.0	3,587.77	3,945.80	3,450,000	3,551,218	101,218	1,232,873	0	213,693	1,446,566	1,278,343	0	232,318	1,510,661	64,095	2.10	54.84	56.72
CHEST	00479	240.0	4,644.90	4,789.09	1,138,000	1,149,381	11,381	536,316	0	40,058	576,374	579,300	0	37,746	617,046	40,672	4.62	49.42	44.96
ATCHISON	003																		
ATCHISON CO COMM SCHOOLS	00377	856.0	3,822.25	3,896.55	3,302,427	3,335,446	33,019	1,961,623	0	102,185	2,063,808	1,807,738	0	108,133	1,915,871	-147,937	-9.60	60.69	77.24
ATCHISON PUBLIC SCHOOLS	00409	1,570.0	3,065.31	3,108.38	4,831,849	4,880,162	48,313	2,260,162	0	405,445	2,665,607	2,263,248	0	440,711	2,703,959	38,352	1.22	55.40	55.72
BARBER	004																		
BARBER COUNTY NORTH	00254	820.0	3,704.32	3,815.45	2,974,572	3,128,669	154,097	398,947	0	262,197	661,144	315,547	0	271,527	587,074	-74,070	-1.31	43.71	49.60
SOUTH BARBER	00255	325.5	4,448.01	4,547.70	1,465,620	1,480,275	14,655	20,157	0	105,019	125,176	0	0	107,939	107,939	-17,237	-0.63	49.09	50.74
BARTON	005																		
CLAFLIN	00354	256.0	5,087.56	5,138.44	1,254,083	1,315,441	61,358	0	0	96,225	96,225	0	0	102,369	102,369	6,144	0.19	34.93	37.52
ELLINWOOD PUBLIC SCHOOLS	00355	550.0	3,862.69	4,026.31	2,149,975	2,214,472	64,497	613,365	0	171,348	784,713	654,481	0	182,807	837,288	52,575	1.62	36.93	37.55
GREAT BEND	00428	3,436.0	2,602.51	2,659.33	8,939,102	9,137,458	198,356	1,904,026	0	1,139,210	3,043,236	1,741,660	0	1,198,989	2,940,649	-102,587	-1.01	51.01	55.21
HOISINGTON	00431	700.0	3,995.15	4,035.10	2,796,602	2,824,570	27,968	468,601	0	226,596	695,197	541,377	0	237,913	779,290	84,093	1.94	47.04	45.22
BOURBON	006																		
FT SCOTT	00234	1,940.0	2,615.78	2,732.45	5,164,856	5,300,960	136,104	2,210,062	0	459,344	2,669,406	2,203,199	0	473,595	2,676,794	7,388	0.21	59.37	64.73
UNIONTOWN	00235	490.0	3,771.94	3,885.10	1,844,858	1,903,699	58,841	1,178,763	0	49,297	1,228,060	1,187,030	0	52,600	1,239,630	11,570	1.10	40.52	47.32
BROWN	007																		
HIAWATHA	00415	1,065.0	3,519.88	3,600.16	3,713,125	3,834,170	121,045	1,717,710	0	210,198	1,927,908	1,882,870	0	209,972	2,092,842	164,934	6.35	62.28	60.38
BROWN COUNTY	00430	655.0	3,699.02	3,809.99	2,401,771	2,495,543	93,772	1,551,247	0	87,254	1,638,501	1,631,121	0	89,620	1,720,741	82,240	6.83	51.99	54.06
BUTLER	008																		
LEON	00205	630.0	3,384.71	3,522.22	2,154,367	2,218,998	64,631	1,070,763	0	91,489	1,162,252	1,040,080	0	103,353	1,143,433	-18,819	-1.01	35.05	41.49
REMINGTON-WHITewater	00206	500.0	4,081.16	4,154.05	2,034,456	2,077,025	42,569	648,222	0	96,375	744,597	624,726	0	103,305	728,031	-16,566	-0.80	51.57	55.70
CIRCLE	00375	1,140.0	3,417.14	3,517.53	3,898,959	4,009,987	111,028	1,630,058	0	199,204	1,829,262	1,598,898	0	214,822	1,813,720	-15,542	-0.32	35.67	39.42
ANDOVER	00385	1,461.5	3,175.00	3,206.75	4,638,041	4,686,665	48,624	1,899,964	0	332,234	2,232,198	1,876,052	0	333,074	2,209,126	-23,072	-0.93	87.88	92.11
ROSE HILL PUBLIC SCHOOLS	00394	1,240.0	3,411.79	3,462.68	4,070,268	4,293,723	223,455	2,700,608	0	174,190	2,874,798	2,830,215	0	198,342	3,028,557	153,759	11.68	70.89	79.54
DOUGLASS PUBLIC SCHOOLS	00396	590.0	3,674.73	3,784.97	2,168,093	2,233,132	65,039	1,344,291	0	106,180	1,450,471	1,407,702	0	115,710	1,523,412	72,941	7.47	49.21	48.50
AUGUSTA	00402	1,656.0	2,889.27	2,998.77	4,821,328	4,965,968	144,640	2,309,150	0	477,440	2,786,590	2,276,803	0	500,190	2,776,993	-9,597	-0.35	48.57	56.69
EL DORADO	00490	2,000.0	2,732.02	2,759.34	5,359,668	5,518,680	159,012	1,822,131	0	624,621	2,446,752	1,813,766	0	652,179	2,465,945	19,193	0.38	53.78	57.87
FLINTHILLS	00492	242.0	4,527.80	4,573.08	1,093,463	1,106,685	13,222	346,641	0	32,097	378,738	396,625	0	32,319	328,944	-49,794	-3.85	51.47	58.38
CHASE	009																		
CHASE COUNTY	00284	540.0	3,419.11	3,624.07	1,900,000	1,956,998	56,998	447,060	0	87,681	534,741	395,784	0	96,052	491,836	-42,905	-1.67	42.11	47.70

COUNTY NAME	#	(1) BUDGET PER PUPIL			(2) GENERAL FUND BUDGET			(3) 1985-86			(4) ESTIMATED 1986-87			(5) TAX RATE					
		EST ENROLL	1985-86	1986-87	EST 1985-86	EST 1986-87	DIFF (5-4)	BASIC AID	ADDITIONAL GUARANTEE	INCOME TAX REBATE	TOTAL STATE AID	BASIC AID	ADDITIONAL GUARANTEE	INCOME TAX REBATE	TOTAL STATE AID	DIFF (14-10)	MILLI EQUIV	1985 ESTI	1986 ESTI
DECATUR	020																		
OBERLIN	00294	600.0	3,481.12	3,639.33	2,120,000	2,183,600	63,600	263,450	0	137,120	400,570	516,586	0	150,720	667,306	266,736	10.21	50.32	39.55
PRAIRIE HEIGHTS	00295	115.0	4,388.03	4,547.52	517,787	522,965	5,178	0	2,378	29,004	31,382	79,018	0	31,243	110,261	78,879	12.00	71.98	56.27
DICKINSON	021																		
SOLOMON	00393	355.0	4,268.18	4,310.86	1,504,533	1,530,355	25,822	734,936	0	61,419	796,355	753,034	0	70,160	823,194	26,839	2.74	60.43	60.33
ABILENE	00435	1,365.0	3,222.22	3,292.02	4,399,626	4,493,613	93,987	2,392,205	0	149,968	2,706,294	2,374,033	0	166,605	1,951,325	6,054	0.24	48.90	53.88
CHAPMAN	00473	1,155.0	3,246.30	3,343.69	3,730,000	3,861,962	131,962	1,612,785	0	149,968	1,762,753	1,784,720	0	166,605	1,951,325	188,572	6.29	60.01	57.67
RURAL VISTA	00481	384.5	3,812.05	3,967.26	1,480,981	1,525,410	44,429	694,934	0	63,540	758,474	722,293	0	66,744	789,037	30,563	2.62	61.23	63.21
HERINGTON	00487	535.0	3,392.25	3,657.95	1,900,000	1,957,001	57,001	1,233,615	0	100,879	1,334,494	1,226,336	0	115,212	1,341,548	7,054	0.70	58.50	65.63
DONIPHAN	022																		
WATHENA	00406	480.0	3,779.50	3,892.89	1,776,364	1,868,587	92,223	1,165,780	0	76,991	1,242,771	1,268,730	0	77,589	1,346,319	103,548	17.44	46.96	45.82
HIGHLAND	00425	290.0	4,209.62	4,266.76	1,225,000	1,237,361	12,361	656,723	0	45,324	702,047	724,736	0	42,433	767,169	65,122	12.74	61.21	47.14
TROY PUBLIC SCHOOLS	00429	380.0	3,762.74	3,903.16	1,440,000	1,483,200	43,200	907,557	0	61,429	968,986	979,970	0	67,928	1,047,898	78,912	17.03	49.53	39.32
MIDWAY SCHOOLS	00433	205.0	4,611.99	4,760.36	966,212	975,874	9,662	184,364	0	55,251	239,615	298,668	0	51,120	349,788	110,173	18.65	75.83	52.35
ELWOOD	00486	240.0	4,120.84	4,297.53	1,001,363	1,031,406	30,043	702,695	0	20,404	723,099	732,227	0	22,859	755,086	31,987	4.46	42.04	41.99
DOUGLAS	023																		
BALDWIN CITY	00348	920.0	3,439.68	3,542.87	3,105,000	3,259,440	154,440	1,837,658	0	141,068	1,978,726	1,923,829	0	153,205	2,077,034	98,308	7.58	58.95	65.96
EUDORA	00491	740.0	3,756.61	3,869.31	2,697,246	2,863,289	166,043	1,834,105	0	121,607	1,955,712	1,894,142	0	135,423	2,029,565	73,853	10.27	53.91	73.68
LAWRENCE	00497	7,348.0	2,607.07	2,659.33	18,644,745	19,540,757	896,012	4,501,152	0	2,121,659	6,622,811	4,311,889	0	2,219,096	6,530,985	-91,826	-0.50	56.00	63.92
EDWARDS	024																		
KINSLEY-OFFERLE	00347	353.0	4,480.30	4,525.10	1,581,545	1,597,360	15,815	197,390	0	139,224	336,614	227,164	0	154,186	381,350	44,736	2.89	64.45	61.70
LEWIS	00502	179.0	4,405.66	4,449.72	788,614	796,500	7,886	0	0	52,171	52,171	26,785	0	55,639	82,424	30,253	1.98	42.64	40.58
ELK	025																		
WEST ELK	00282	470.0	3,818.76	3,970.98	1,812,000	1,866,360	54,360	587,097	0	91,594	678,691	701,913	0	92,247	794,160	115,469	5.88	40.96	36.88
ELK VALLEY	00283	180.0	4,274.93	4,449.61	793,000	800,930	7,930	453,114	0	25,112	478,226	472,739	0	25,935	498,674	20,448	4.16	46.45	43.00
ELLIS	026																		
ELLIS	00388	405.0	4,005.92	4,156.66	1,634,414	1,683,449	49,035	335,147	0	106,034	441,181	419,042	0	112,864	531,906	90,725	3.16	39.74	37.82
VICTORIA	00432	406.0	3,697.98	3,944.95	1,555,000	1,601,651	46,651	524,392	0	74,945	599,337	573,205	0	93,256	666,461	67,124	3.37	46.59	45.15
HAYS	00489	3,210.0	2,638.74	2,665.13	8,374,042	8,555,067	181,025	1,148,752	0	911,134	2,059,886	1,151,110	0	989,678	2,140,788	80,902	0.82	59.00	60.41
ELLSWORTH	027																		
ELLSWORTH	00327	720.0	3,743.18	3,855.48	2,638,940	2,775,946	137,006	1,244,200	0	143,587	1,387,787	1,461,448	0	156,135	1,617,583	229,796	11.92	55.34	49.15
LORRAINE	00328	506.5	4,936.30	4,985.66	2,490,859	2,525,237	34,378	0	0	109,791	109,791	0	0	127,170	127,170	17,379	0.31	40.56	40.96
FINNEY	028																		
HOLCOMB	00363	600.0	4,176.44	4,218.20	2,355,513	2,530,920	175,407	0	0	59,747	59,747	0	0	68,601	68,601	8,854	0.07	20.06	22.16
GARDEN CITY	00457	5,606.7	2,687.01	2,713.88	14,527,853	15,215,911	688,058	5,720,092	0	1,150,760	6,870,852	5,665,097	0	1,246,105	6,911,202	40,350	0.26	44.99	51.20
FORD	029																		
SPEARVILLE-WINDTHORST	00381	261.0	3,893.08	4,009.87	1,012,200	1,046,576	34,376	361,876	0	50,410	412,286	423,123	0	59,118	482,241	69,955	7.59	59.66	54.39
DODGE CITY	00443	4,145.0	2,604.90	2,659.33	10,419,079	11,022,923	603,844	3,687,050	0	887,452	4,574,502	4,124,558	0	987,438	5,111,996	537,494	5.98	57.23	58.66
BUCKLIN	00459	250.0	3,568.18	3,881.04	942,000	970,261	28,261	172,797	0	65,203	238,000	212,044	0	73,597	285,641	47,641	3.17	41.50	39.74

COUNTY NAME	DISTRICT NAME	#	1-BUDGET PER PUPIL					GENERAL FUND BUDGET					1985-86		ESTIMATED 1986-87				DIFF		TAX RATE	
			EST ENROLL	1985-86	1986-87	EST	1986-87	DIFF (5-4)	BASIC AID	ADDITIONAL GUARANTEE	INCOME TAX REBATE	TOTAL STATE AID	BASIC AID	ADDITIONAL GUARANTEE	INCOME TAX REBATE	TOTAL STATE AID	DIFF (14-10)	MILL EQUIV	1985	1986		
			#	9-15-86	1985-86	1986-87	1985-86	1986-87														
FRANKLIN	030																					
WEST FRANKLIN	D0287		712.0	3,600.84	3,714.08	2,567,400	2,644,424	77,024	1,529,004	0	75,169	1,604,173	1,590,797	0	83,694	1,674,491	70,318	5.49	51.94	53.11		
CENTRAL HEIGHTS	00288		465.0	3,866.25	4,097.85	1,850,000	1,905,502	55,502	1,138,168	0	70,572	1,208,740	1,174,488	0	80,431	1,254,919	46,179	5.03	38.79	40.55		
WELLSVILLE	00289		634.5	3,785.53	3,899.10	2,397,757	2,473,979	76,222	1,373,216	0	113,268	1,486,484	1,438,936	0	130,495	1,569,431	82,947	7.26	55.14	54.61		
UTTAWA	00290		2,048.5	2,649.92	2,676.68	5,428,896	5,483,182	54,286	2,605,925	0	432,569	3,038,494	2,534,465	0	467,399	3,001,864	-36,630	-1.07	53.92	57.53		
GEARY	031																					
JUNCTION CITY	D0475		6,425.0	2,757.65	2,785.23	17,663,858	17,895,103	231,245	10,293,317	0	684,977	10,978,294	10,405,454	0	714,100	11,119,554	141,260	2.41	31.25	33.67		
GUVE	032																					
GRINNELL PUBLIC SCHOOLS	D0291		172.0	4,864.50	5,270.21	897,500	906,476	8,976	204,277	0	28,168	232,445	246,144	0	34,949	281,093	48,648	6.62	54.41	46.75		
GRAINFIELD	00292		240.0	4,728.85	4,776.14	1,090,000	1,146,274	56,274	127,672	0	43,791	171,463	290,458	0	51,499	341,957	170,494	14.39	73.03	59.84		
QUINTER PUBLIC SCHOOLS	D0293		325.0	3,729.45	3,864.97	1,219,531	1,256,115	36,584	339,792	0	57,579	397,371	433,266	0	61,845	495,111	97,740	5.80	45.02	40.10		
GRAHAM	033																					
WEST GRAHAM-MORLAND	D0280		118.0	6,896.55	6,965.52	800,000	821,931	21,931	0	1,180	33,001	34,181	17,224	0	29,037	46,261	12,080	0.88	50.78	52.02		
HILL CITY	00281		513.5	4,339.26	4,382.65	2,228,208	2,250,491	22,283	541,902	0	132,627	674,529	741,058	0	135,174	876,232	201,703	7.07	50.75	42.00		
GRANT	034																					
ULYSSES	D0214		1,450.0	3,416.40	3,450.56	4,883,740	5,003,312	119,572	0	0	308,314	308,314	0	0	319,382	319,382	11,068	0.08	31.66	32.76		
GHAY	035																					
CHARRON-ENSIGN	D0102		580.0	3,905.26	4,022.42	2,265,050	2,333,004	67,954	621,256	0	122,382	743,638	703,101	0	128,947	832,048	88,410	4.32	67.79	66.64		
MONTEZUMA	00371		193.0	4,565.22	4,610.87	840,000	889,898	49,898	0	0	63,759	63,759	53,716	0	72,041	125,757	61,998	5.63	68.60	67.33		
COPELAND	00476		115.0	6,275.83	7,071.66	836,568	813,241	-23,327	0	0	37,721	37,721	0	0	41,676	41,676	3,955	0.35	67.00	63.32		
INGALLS	00477		243.0	3,728.66	3,840.52	859,455	933,246	73,791	97,087	0	29,692	126,779	200,175	0	40,033	240,208	113,429	8.03	52.89	49.30		
GREELEY	036																					
GREELEY COUNTY	D0200		318.0	4,332.63	4,375.96	1,370,844	1,391,555	20,711	0	0	100,213	100,213	0	0	109,730	109,730	9,517	0.24	27.37	27.76		
GREENWOOD	037																					
MADISON-VIRGIL	D0386		330.0	4,410.41	4,454.51	1,440,000	1,469,988	29,988	670,997	0	61,823	732,820	674,251	0	70,911	745,162	12,342	0.98	52.86	54.89		
EUREKA	00389		740.0	3,926.70	4,065.12	2,978,405	3,008,188	29,783	1,142,952	0	190,285	1,333,237	1,117,509	0	187,875	1,305,384	-27,853	-1.18	63.05	66.63		
HAMILTON	00390		138.0	4,103.67	4,395.24	588,877	606,543	17,666	166,013	0	22,646	188,659	158,235	0	22,650	180,885	-7,774	-0.89	41.51	45.77		
HAMILTON	038																					
SYRACUSE	D0494		430.0	3,881.61	4,021.30	1,678,797	1,729,161	50,364	0	0	115,674	115,674	0	0	133,692	133,692	18,018	0.47	36.92	38.12		
HARPER	039																					
ANTHONY-HARPER	D0361		1,005.0	3,533.80	3,643.43	3,555,000	3,661,649	106,649	495,157	0	268,665	763,822	737,151	0	280,116	1,017,267	253,445	6.03	64.65	59.95		
ATTICA	00511		194.0	4,440.99	4,485.40	861,553	870,168	8,615	0	0	72,183	72,183	0	0	67,052	67,052	-5,131	-0.17	23.80	24.50		
HARVEY	040																					
BURRTON	D0369		259.0	4,130.27	4,252.10	1,067,675	1,101,294	33,619	436,847	0	64,503	501,350	452,491	0	66,756	519,247	17,897	1.82	51.35	53.87		
NEWTON	00373		3,012.0	2,622.67	2,659.33	7,835,751	8,009,902	174,151	3,084,789	0	773,413	3,858,202	3,038,263	0	825,402	3,863,665	5,463	0.10	61.26	65.88		
SEDGWICK PUBLIC SCHOOLS	00439		385.0	4,176.68	4,252.10	1,589,226	1,637,059	47,833	974,468	0	86,301	1,060,769	986,409	0	98,830	1,085,239	24,470	4.52	60.87	67.22		
HALSTEAD	00440		657.0	3,848.74	4,045.66	2,580,579	2,657,996	77,417	1,215,753	0	128,790	1,344,543	1,216,060	0	139,730	1,355,790	11,247	0.73	70.50	76.84		
HESSTON	00460		765.0	3,578.56	3,685.92	2,737,599	2,819,729	82,130	1,461,129	0	125,692	1,586,821	1,477,598	0	137,252	1,614,850	28,029	1.20	45.67	49.15		

COUNTY NAME	#	DISTRICT NAME	#	(1) - BUDGET PER PUPIL			(4) - GENERAL FUND BUDGET			(6) DIFF (5-4)	(7) BASIC AID	(8) ADDITIONAL GUARANTEE	(9) INCOME TAX REBATE	(10) TOTAL STATE AID	(11) - ESTIMATED 1986-87			(14) TOTAL STATE AID	(15) DIFF (14-10)	(16) - TAX RATE		
				EST ENROLL 9-15-86	1985-86	EST 1986-87	1985-86	EST 1986-87	BASIC AID						ADDITIONAL GUARANTEE	INCOME TAX REBATE	BASIC AID			ADDITIONAL GUARANTEE	INCOME TAX REBATE	MILL EQUIV
HASKELL	041	SUBLETTE	00374	470.0	3,864.03	3,979.95	1,783,249	1,870,577	87,328	81,962	0	124,142	206,104	97,470	0	135,373	232,843	26,739	0.68	37.84	40.15	
		SATANTA	00507	370.2	4,724.16	4,771.40	1,748,884	1,766,372	17,488	0	0	96,785	96,785	0	0	105,162	105,162	8,377	0.12	21.79	21.96	
HODGEMAN	042	JETMORE	00227	248.0	4,609.30	4,655.39	1,122,364	1,154,537	32,173	18,170	0	58,869	77,039	132,274	0	65,671	197,945	120,906	5.78	49.86	44.00	
		HANSTON	00228	132.0	5,569.35	5,625.04	729,585	742,505	12,920	44,941	0	26,448	71,389	113,611	0	24,821	138,432	67,043	5.53	56.63	50.52	
JACKSON	043	NORTH JACKSON	00335	485.0	3,799.05	3,913.02	1,827,341	1,897,815	70,474	1,237,448	0	41,378	1,278,826	1,321,498	0	50,341	1,371,839	93,013	13.68	46.95	43.02	
		HOLTON	00336	880.0	3,567.77	3,674.80	3,128,937	3,233,824	104,887	1,919,389	0	149,190	2,068,579	1,980,755	0	172,600	2,153,355	84,776	6.21	44.83	47.23	
		MAYETTA	00337	773.5	3,770.61	3,972.09	3,003,291	3,072,411	69,120	2,210,869	0	90,028	2,300,897	2,248,545	0	104,514	2,353,059	52,162	6.67	48.81	52.27	
JEFFERSON	044	VALLEY FALLS	00338	425.0	3,411.95	3,518.44	1,451,786	1,495,339	43,553	1,002,180	0	67,351	1,069,531	1,006,321	0	74,070	1,080,391	10,860	1.96	45.86	54.60	
		JEFFERSON COUNTY NORTH	00339	395.0	3,848.33	3,963.78	1,497,000	1,565,693	68,693	988,022	0	58,842	1,069,864	1,019,392	0	59,771	1,079,163	32,299	5.21	42.43	51.72	
		JEFFERSON WEST	00340	700.0	3,974.05	4,065.40	2,817,604	2,845,777	28,173	1,894,797	0	122,587	2,017,384	1,817,871	0	148,502	1,966,373	-51,011	-5.99	69.80	82.38	
		OSKALOOSA PUBLIC SCHOOLS	00341	461.5	3,347.98	3,455.89	1,548,442	1,594,894	46,452	955,456	0	70,339	1,025,795	947,633	0	81,660	1,029,293	3,498	0.42	56.84	64.23	
		MCCLOUTH	00342	450.0	3,917.63	4,035.16	1,762,935	1,815,822	52,887	1,178,256	0	73,796	1,252,052	1,139,234	0	80,266	1,219,500	-32,552	-3.71	43.62	57.69	
		PERRY PUBLIC SCHOOLS	00343	808.0	3,720.15	3,831.75	3,005,878	3,096,054	90,176	1,811,793	0	160,314	1,972,107	1,809,864	0	173,945	1,983,809	11,702	0.91	64.36	73.32	
JEWELL	045	WHITE ROCK	00104	215.0	5,622.12	5,731.16	1,220,000	1,232,200	12,200	72,403	0	40,493	112,896	226,802	0	35,678	262,480	149,584	13.69	85.44	68.05	
		MANKATO	00278	306.0	3,984.35	4,170.94	1,239,133	1,276,307	37,174	609,629	0	61,782	671,411	686,149	0	66,768	752,917	81,506	10.73	74.47	66.62	
		JEWELL	00279	198.0	4,914.65	4,963.80	936,240	982,832	46,592	191,970	0	44,262	236,232	318,904	0	52,265	371,169	134,937	17.81	79.26	63.28	
JOHNSON	046	SOUTHEAST JOHNSON CO	00229	5,138.3	3,269.24	3,301.93	15,271,260	16,966,307	1,695,047	4,872,933	0	683,892	5,556,825	4,697,141	0	892,211	5,589,352	32,527	0.26	70.52	90.06	
		SPRING HILL	00230	1,250.0	3,351.70	3,437.30	4,084,048	4,296,625	212,577	2,555,503	0	189,783	2,745,286	2,665,932	0	212,311	2,878,243	132,957	11.16	91.62	102.29	
		GARDNER-EDGERTON-ANTIOCH	00231	1,600.0	3,031.90	3,067.96	4,860,142	4,908,739	48,597	2,542,095	0	324,776	2,866,871	2,353,668	0	349,464	2,703,132	-163,739	-5.42	56.56	66.35	
		DESOTO	00232	1,640.0	2,996.72	3,026.69	4,914,319	4,963,772	49,453	2,788,222	0	228,829	3,017,051	2,718,855	0	261,201	2,980,056	-36,995	-1.94	75.22	81.41	
		ULATHE	00233	11,377.0	3,189.95	3,221.85	34,084,927	36,654,987	2,570,060	17,392,697	0	2,321,312	19,714,009	18,297,936	0	2,533,526	20,831,460	1,117,451	5.96	53.74	65.67	
		SHAWNEE MISSION PUBLIC SCH	00512	29,043.0	3,004.10	3,053.82	87,813,919	88,692,160	878,241	0	0	20,399,552	20,399,552	0	0	19,494,172	19,494,172	-905,380	-1.22	72.06	75.84	
KLARNY	047	LAKIN	00215	675.0	3,771.25	3,884.39	2,500,336	2,621,963	121,627	0	0	149,484	149,484	0	0	157,357	157,357	7,873	0.06	18.58	19.95	
		DEERFIELD	00216	245.0	4,592.04	4,637.96	1,097,497	1,136,300	38,803	122,337	0	35,356	157,693	70,584	0	37,191	107,775	-49,918	-1.42	28.89	32.53	
KINGMAN	048	KINGMAN	00331	1,069.0	3,508.61	3,600.36	3,700,533	3,848,785	148,252	389,367	0	259,106	648,473	602,829	0	274,196	877,025	228,552	3.74	46.67	45.01	
		CUNNINGHAM	00332	290.0	5,301.20	5,363.44	1,540,000	1,555,398	15,398	0	0	73,991	73,991	0	0	75,465	75,465	1,474	0.03	33.61	34.10	
KIOWA	049	GREENSBURG	00422	440.0	3,490.69	3,624.01	1,548,123	1,594,564	46,441	608,282	0	102,324	710,606	571,494	0	115,196	686,690	-23,916	-0.90	26.89	30.64	
		MULLINVILLE	00424	114.0	7,923.46	8,002.69	891,389	912,307	20,918	0	0	28,830	28,830	0	0	34,541	34,541	5,711	0.38	45.88	47.34	
		HAVILAND PUBLIC SCHOOLS	00474	170.5	5,729.33	5,786.62	859,400	986,619	127,219	0	0	36,726	36,726	131,835	0	38,727	170,562	133,836	6.64	36.61	36.76	

COUNTY NAME	DISTRICT NAME	#	(1)	(2)	(3)	(4)	(5)	(6)	(7)	(8)	(9)	(10)	(11)	(12)	(13)	(14)	(15)	(16)	(17)	(18)
			BUDGET PER PUPIL			GENERAL FUND BUDGET			1985-86			ESTIMATED 1986-87			TAX RATE					
			EST ENROLL	1985-86	1986-87	EST 1985-86	EST 1986-87	DIFF (5-4)	BASIC AID	ADDITIONAL GUARANTEE	INCOME TAX REBATE	TOTAL STATE AID	BASIC AID	ADDITIONAL GUARANTEE	INCOME TAX REBATE	TOTAL STATE AID	DIFF (14-10)	MILL EQUIV	1985	1986

LABELLE	050																			
PARSONS	00503	2,025.5	2,652.58	2,679.11	5,372,803	5,426,537	53,734	2,879,020	0	450,325	3,329,345	2,859,081	0	490,117	3,349,198	19,853	0.73	59.88	61.45	
OSWEGO	00504	440.0	4,118.76	4,314.90	1,861,680	1,898,554	36,874	1,280,002	0	66,749	1,346,751	1,273,605	0	74,612	1,348,217	1,466	0.15	34.48	39.70	
CHEYOPA	00505	320.0	4,000.15	4,120.15	1,278,047	1,318,448	40,401	913,985	0	37,830	951,815	980,477	0	42,510	1,022,987	71,172	15.91	43.54	34.55	
LABELLE COUNTY	00506	1,565.0	3,127.28	3,158.55	4,779,423	4,943,131	163,708	2,772,599	0	165,717	2,938,316	2,657,031	0	181,553	2,838,584	-99,732	-3.47	45.96	59.22	

LANE	051																			
HEALY PUBLIC SCHOOLS	00468	108.0	5,265.28	5,317.93	555,487	574,336	18,849	0	0	33,052	33,052	0	0	37,839	37,839	4,787	0.21	31.31	32.22	
DIGHTON	00482	388.0	4,178.50	4,252.10	1,556,490	1,649,815	93,325	0	0	100,607	100,607	70,560	0	120,908	191,468	90,861	3.70	53.02	53.33	

LEAVENWORTH	052																			
EASTON	00449	624.0	3,323.55	3,552.18	2,152,000	2,216,561	64,561	1,342,811	0	84,372	1,427,183	1,218,174	0	88,150	1,306,324	-120,859	-13.48	63.44	93.00	
LEAVENWORTH	00453	4,085.0	2,633.37	2,659.70	10,757,301	10,864,875	107,574	5,304,767	0	882,903	6,187,670	4,844,843	0	946,037	5,790,880	-396,790	-6.69	56.78	68.60	
BASEHOR-LINWOOD	00458	1,040.0	3,537.24	3,634.90	3,607,980	3,780,296	172,316	2,030,753	0	187,026	2,217,779	1,878,690	0	211,502	2,090,192	-127,587	-9.32	67.52	99.01	
TONGANOXIE	00464	1,240.0	3,276.46	3,374.75	3,921,925	4,184,690	262,765	2,403,361	0	207,561	2,610,922	2,344,771	0	227,373	2,572,144	-38,778	-2.46	54.65	42.77	
LANSING	00469	1,285.0	3,225.84	3,322.62	4,093,592	4,269,567	175,975	2,718,834	0	177,607	2,896,441	2,672,264	0	196,452	2,868,716	-27,725	-2.05	49.67	71.72	

LINCOLN	053																			
SYLVAN GROVE	00298	395.0	3,977.66	4,096.99	1,559,241	1,618,311	59,070	496,291	0	93,563	589,854	555,210	0	103,268	658,478	68,624	3.63	44.33	43.81	
	00299	210.0	3,935.08	4,053.13	824,400	851,157	26,757	292,235	0	33,243	325,478	333,325	0	35,439	368,764	43,286	4.29	49.28	47.20	

LINN	054																			
PLEASANTON	00344	383.0	4,326.16	4,489.21	1,702,343	1,719,367	17,024	1,111,510	0	61,786	1,173,296	1,222,447	0	62,746	1,285,193	111,897	20.45	45.34	21.33	
JAYHAWK	00346	510.0	3,933.86	4,051.88	1,980,699	2,066,459	85,760	641,302	0	70,006	711,308	1,041,010	0	76,017	1,117,027	405,719	28.64	60.27	29.15	
PRAIRIE VIEW	00362	800.0	3,944.27	3,983.71	3,094,676	3,186,968	92,292	0	0	103,477	103,477	177,514	0	111,157	288,671	185,194	1.75	26.24	25.08	

LOGAN	055																			
OAKLEY	00274	450.0	4,249.87	4,331.48	1,929,865	1,949,165	19,300	0	25,808	115,903	141,711	0	0	131,078	131,078	-10,633	-0.32	50.07	51.28	
TRIPPLAINS	00275	98.5	6,806.93	7,049.49	687,500	694,375	6,875	0	0	23,005	23,005	0	0	31,912	31,912	8,907	0.85	52.27	51.85	

LYON	056																			
NORTH LYON COUNTY	00251	646.0	3,586.45	3,760.37	2,358,450	2,429,201	70,751	1,150,312	0	97,517	1,247,829	1,223,390	0	102,412	1,325,802	77,973	4.36	46.51	46.27	
SOUTHERN LYON COUNTY	00252	488.0	4,019.08	4,139.65	1,961,310	2,020,149	58,839	890,856	0	84,873	975,729	953,865	0	99,965	1,053,830	78,101	5.28	54.03	52.35	
EMPORIA	00253	4,310.0	2,627.38	2,659.33	11,103,830	11,461,712	357,882	4,354,607	0	1,157,805	5,512,412	4,345,523	0	1,211,441	5,556,964	44,552	0.55	59.01	64.70	

MARION	057																			
CENTRE	00397	290.0	4,623.97	4,903.72	1,408,000	1,422,079	14,079	407,456	0	46,903	454,359	453,721	0	47,893	501,614	47,255	3.30	51.06	47.90	
PEABODY-BURNS	00398	386.0	4,387.74	4,563.65	1,744,127	1,761,569	17,442	777,113	0	73,360	850,473	797,993	0	75,540	873,533	23,060	1.76	51.80	51.29	
MARION	00408	578.0	3,930.74	4,048.66	2,181,169	2,340,125	158,956	978,103	0	123,933	1,102,036	1,151,748	0	135,555	1,287,303	185,267	12.30	53.74	52.16	
DURHAM-HILLSBORO-LEHIGH	00410	550.0	3,952.07	4,070.63	2,163,758	2,238,847	75,089	782,447	0	110,921	893,368	884,764	0	118,011	1,002,775	109,407	5.72	59.51	57.30	
GOESSEL	00411	215.0	3,958.57	4,105.78	857,030	882,742	25,712	386,479	0	29,353	415,832	424,176	0	34,806	458,982	43,150	7.09	64.25	60.44	

MARSHALL	058																			
MARYSVILLE	00364	910.0	3,520.15	3,653.24	3,227,628	3,324,450	96,822	1,061,763	0	252,768	1,314,531	1,218,655	0	263,041	1,481,696	167,165	6.62	67.39	63.77	
VERMILLION	00380	595.0	3,722.94	3,899.08	2,252,379	2,319,951	67,572	1,000,411	0	87,117	1,087,528	1,149,762	0	86,163	1,235,925	148,397	9.85	60.89	53.84	
AXTELL	00488	310.0	4,417.65	4,562.58	1,400,394	1,414,400	14,006	535,126	0	50,170	585,296	626,316	0	41,580	667,896	82,600	7.94	74.13	65.24	
VALLEY HEIGHTS	00498	397.5	3,593.96	3,701.78	1,428,600	1,471,458	42,858	649,082	0	75,403	724,485	736,136	0	82,099	818,235	93,750	9.53	72.88	65.90	

COUNTY NAME	#	BUDGET PER PUPIL			GENERAL FUND BUDGET			1985-86			ESTIMATED 1986-87			TAX RATE					
		EST ENROLL	1985-86	EST 1986-87	EST 1985-86	EST 1986-87	DIFF (5-4)	BASIC AID	ADDITIONAL GUARANTEE	INCOME TAX REBATE	TOTAL STATE AID	BASIC AID	ADDITIONAL GUARANTEE	INCOME TAX REBATE	TOTAL STATE AID	DIFF (14-10)	MILL EQUIV	1985	1986
MCPHERSON	059																		
LINDSBORG	00400	780.0	3,431.74	3,534.69	2,671,608	2,757,058	85,450	964,026	0	153,839	1,117,865	996,253	0	169,836	1,166,089	48,224	1.87	48.97	51.17
MCPHERSON	00418	2,290.0	2,807.15	2,835.22	6,304,865	6,492,654	187,789	1,072,744	0	662,274	1,735,018	892,379	0	169,836	1,589,793	-145,225	-1.79	52.53	58.40
CANTON-GALVA	00419	390.0	4,413.54	4,457.68	1,688,179	1,738,495	50,316	550,578	0	114,325	664,903	569,564	0	118,322	687,886	22,983	1.23	38.42	40.69
MOUNDRIDGE	00423	405.0	3,837.87	4,016.45	1,579,283	1,626,664	47,381	450,267	0	109,014	559,281	418,766	0	119,205	537,971	-21,310	-1.30	63.77	69.78
INMAN	00448	360.0	4,080.19	4,202.60	1,452,546	1,512,936	60,390	563,215	0	69,364	632,579	579,218	0	79,039	658,257	25,678	2.06	61.99	66.18
MEADE	060																		
FOWLER	00225	132.0	6,073.67	6,320.30	826,019	834,280	8,261	0	0	47,156	47,156	0	0	48,749	48,749	1,593	0.13	59.55	60.36
MEADE	00226	394.0	4,190.58	4,262.89	1,655,281	1,679,580	24,299	0	0	108,588	108,588	0	0	111,590	111,590	3,002	0.05	24.18	24.68
MIAMI	061																		
OSAWATOMIE	00367	990.0	3,534.95	3,760.89	3,626,858	3,723,282	96,424	2,298,635	0	199,100	2,497,735	2,321,649	0	208,214	2,529,863	32,128	2.16	47.65	54.19
PAOLA	00368	1,354.0	3,217.42	3,303.13	4,358,002	4,472,437	114,435	1,738,044	0	355,360	2,093,404	1,840,863	0	366,997	2,207,860	114,456	4.06	61.40	61.70
LOUISBURG	00416	1,040.0	3,402.79	3,504.87	3,487,855	3,645,065	157,210	1,984,257	0	155,994	2,140,251	2,111,308	0	171,144	2,282,452	142,201	7.51	53.65	55.39
MITCHELL	062																		
WACONDA	00272	585.0	3,503.01	3,608.10	2,047,507	2,110,739	63,232	806,706	0	108,844	915,550	926,971	0	118,307	1,045,278	129,728	7.96	63.38	57.91
BELOIT	00273	822.0	3,659.18	3,768.96	2,945,638	3,098,085	152,447	904,683	0	204,024	1,108,707	1,150,717	0	228,370	1,379,087	270,380	10.65	53.69	47.55
MONTGOMERY	063																		
CANEY VALLEY	00436	876.0	3,575.76	3,683.03	3,132,366	3,226,334	93,968	2,080,544	0	123,663	2,204,207	2,166,228	0	132,468	2,298,696	94,489	6.23	42.49	42.92
COFFEYVILLE	00445	2,997.0	2,685.26	2,712.11	7,881,763	8,128,194	246,431	4,182,265	0	534,899	4,717,164	4,301,898	0	561,155	4,863,053	145,889	3.10	53.06	56.43
INDEPENDENCE	00446	2,365.0	2,645.33	2,671.78	6,235,314	6,318,760	83,446	2,494,198	0	565,577	3,059,775	2,506,397	0	605,776	3,112,173	52,398	1.11	52.20	53.09
CHERRYVALE	00447	662.0	3,898.22	4,011.19	2,502,659	2,655,408	152,749	1,795,267	0	86,041	1,881,308	1,922,347	0	98,479	2,020,826	139,518	15.97	44.60	48.11
MORRIS COUNTY	064																		
MORRIS COUNTY	00417	965.0	3,544.41	3,650.74	3,351,236	3,522,964	171,728	1,712,175	0	158,175	1,870,350	1,776,723	0	178,424	1,955,147	84,797	3.03	39.56	44.35
MORTON	065																		
ROLLA	00217	210.0	5,696.45	5,780.81	1,201,952	1,213,970	12,018	0	0	41,157	41,157	0	0	50,748	50,748	9,591	0.15	16.73	16.76
ELKHART	00218	590.0	3,913.80	4,031.21	2,243,000	2,378,414	135,414	457,321	0	159,234	616,555	573,825	0	166,024	739,849	123,294	2.16	29.04	29.54
NEMAHA	066																		
SABETHA	00441	908.0	3,534.55	3,640.59	3,174,026	3,305,656	131,630	1,448,789	0	197,779	1,646,568	1,705,459	0	189,458	1,894,917	248,349	10.64	51.51	45.16
NEMAHA VALLEY SCHOOLS	00442	410.0	4,263.76	4,436.64	1,801,011	1,819,023	18,012	816,666	0	97,336	914,002	867,602	0	101,715	969,317	55,315	4.72	59.74	55.35
B & B	00451	224.5	4,407.49	4,729.16	1,051,186	1,061,697	10,511	622,829	0	27,439	650,268	662,441	0	21,313	683,754	33,486	6.61	44.72	38.88
NEOSHO	067																		
ERIE-ST PAUL	00101	1,120.0	3,460.14	3,543.82	3,845,942	3,969,078	123,136	2,004,325	0	154,296	2,158,621	2,139,035	0	159,851	2,298,886	140,265	6.07	56.63	56.07
CHANUTE PUBLIC SCHOOLS	00413	2,078.0	2,692.25	2,719.17	5,594,488	5,650,435	55,947	2,435,085	0	435,319	2,870,404	2,346,161	0	465,198	2,811,359	-59,045	-1.44	56.65	60.54
NESS	068																		
NES TRES LA GO	00301	92.0	7,271.14	7,343.85	643,496	675,634	32,138	0	0	29,568	29,568	0	0	30,114	30,114	546	0.03	31.83	34.32
SMOKY HILL	00302	195.0	4,806.04	4,878.99	941,984	951,404	9,420	133,573	0	49,333	182,906	178,947	0	50,952	229,899	46,993	2.82	42.17	39.05
NESS CITY	00303	367.0	4,124.37	4,248.10	1,468,274	1,559,053	90,779	0	0	135,391	135,391	67,234	0	145,611	212,845	77,454	2.71	43.96	44.84
BAZINE	00304	145.0	5,675.00	5,731.75	749,100	831,104	82,004	0	0	28,207	28,207	107,682	0	30,488	138,170	109,963	8.29	53.47	51.09

COUNTY NAME	#	BUDGET PER PUPIL			GENERAL FUND BUDGET			1985-86			ESTIMATED 1986-87			TAX RATE					
		EST ENROLL	1985-86	1986-87	1985-86	EST 1986-87	DIFF (5-4)	BASIC AID	ADDITIONAL GUARANTEE	INCOME TAX REBATE	TOTAL STATE AID	BASIC AID	ADDITIONAL GUARANTEE	INCOME TAX REBATE	TOTAL STATE AID	DIFF (14-10)	MILL EQUIV	1985	1986
NORTON	069																		
NORTON COMMUNITY SCHOOLS	D0211	735.0	3,950.92	3,990.43	2,903,925	2,932,966	29,041	1,538,219	0	178,965	1,717,184	1,564,834	0	183,603	1,748,437	31,253	2.03	54.68	54.59
NORTHERN VALLEY	D0212	196.0	4,087.84	4,586.41	872,754	898,937	26,183	329,719	0	39,173	368,892	370,236	0	40,761	410,997	42,105	5.69	67.44	64.73
WEST SOLOMON VALLEY SCHOOL	D0213	134.0	5,286.15	5,478.46	726,846	734,114	7,268	100,348	0	34,329	134,677	144,076	0	39,668	183,744	49,067	7.12	62.47	53.89
OSAGE CITY	070																		
OSAGE CITY	D0420	620.0	3,786.28	3,899.87	2,284,263	2,417,919	133,656	1,390,971	0	144,046	1,535,017	1,433,772	0	152,898	1,586,670	51,653	4.28	30.11	40.55
LYNDON	D0421	330.0	4,217.01	4,259.18	1,391,614	1,405,529	13,915	823,506	0	71,575	895,081	775,337	0	80,187	855,524	-39,557	-5.49	47.78	58.07
SANTA FE TRAIL	D0434	1,140.0	3,443.89	3,515.74	3,925,000	4,007,944	82,944	2,703,787	0	163,552	2,867,339	2,667,733	0	184,364	2,852,097	-15,242	-1.08	55.49	65.49
BURLINGAME PUBLIC SCHOOLS	D0454	341.0	4,259.12	4,301.71	1,452,359	1,466,883	14,524	1,077,754	0	46,000	1,123,754	1,047,789	0	54,294	1,102,083	-21,671	-4.57	39.63	50.19
MAHAIS DES CYGNES VALLEY	D0456	290.0	4,367.66	4,411.34	1,266,621	1,279,289	12,668	832,936	0	47,789	880,725	799,113	0	54,529	853,642	-27,083	-4.46	44.49	53.58
OSBORNE COUNTY	071																		
OSBORNE COUNTY	D0392	450.5	4,087.02	4,230.97	1,855,505	1,906,051	50,546	523,864	0	100,886	624,750	591,152	0	112,386	703,538	78,788	4.82	54.91	52.62
OTTAWA	072																		
NORTH OTTAWA COUNTY	D0239	602.0	3,392.88	3,494.67	2,037,426	2,103,791	66,365	808,109	0	131,693	939,002	828,380	0	146,690	975,070	35,268	1.65	38.66	40.83
TWIN VALLEY	D0240	461.0	3,786.88	3,900.49	1,745,750	1,798,126	52,376	979,943	0	61,973	1,041,916	1,005,678	0	70,119	1,075,797	33,881	2.48	44.40	46.53
PAWNEE	073																		
FT LARNED	D0495	1,123.0	3,555.90	3,591.46	3,984,742	4,033,210	48,468	1,160,288	0	303,718	1,464,006	1,290,416	0	328,306	1,618,722	154,716	3.95	60.25	56.42
PAWNEE HEIGHTS	D0496	148.0	5,812.12	6,524.69	959,000	965,654	6,654	0	7,303	42,951	50,254	0	55	47,186	47,241	-3,013	-0.22	57.87	58.84
PHILLIPS	074																		
EASTERN HEIGHTS	D0324	185.0	3,953.81	4,072.42	725,525	753,398	27,873	272,427	0	33,577	306,004	373,632	0	32,771	406,403	100,399	16.79	62.10	45.62
PHILLIPSBURG	D0325	714.0	3,703.70	3,822.82	2,650,000	2,729,497	79,497	1,040,130	0	189,897	1,230,027	1,201,193	0	195,437	1,396,630	166,603	6.34	48.90	44.51
LOGAN	D0326	230.0	5,202.98	5,255.01	1,186,279	1,208,652	22,373	165,291	0	63,793	229,084	217,241	0	90,857	308,098	79,014	3.97	41.44	37.23
POTTAWATOMIE	075																		
WAMEGO	D0320	1,175.0	3,515.68	3,550.84	4,019,477	4,172,237	152,760	2,481,456	0	189,997	2,671,453	2,518,312	0	213,184	2,731,496	60,043	3.27	31.92	39.50
KAW VALLEY	D0321	1,025.0	3,705.82	3,794.00	3,850,347	3,888,852	38,505	0	0	167,803	167,803	0	0	191,723	191,723	23,920	0.11	17.19	17.27
ONAGA-HAVENSVILLE-WHEATON	D0322	390.5	4,128.61	4,252.10	1,544,102	1,660,445	116,343	866,618	0	54,262	920,880	942,618	0	58,258	1,000,876	79,996	7.57	58.72	64.54
WESTMORELAND	D0323	565.0	3,651.58	3,761.13	2,032,104	2,125,038	92,934	1,320,006	0	75,216	1,395,222	1,350,701	0	84,072	1,434,773	39,551	4.26	63.40	72.20
PRATT	076																		
PRATT	D0382	1,372.0	3,023.20	3,113.90	4,011,787	4,272,271	260,484	1,135,063	0	452,649	1,587,712	1,343,956	0	470,167	1,814,123	226,411	5.32	45.44	47.07
SKYLINE SCHOOLS	D0438	372.0	3,778.79	3,892.15	1,311,241	1,447,880	136,639	98,476	0	59,725	158,201	345,350	0	61,710	407,060	248,859	9.14	41.84	36.55
RAWLINS	077																		
HERNDON	D0317	72.0	5,387.97	5,593.01	398,710	402,697	3,987	1,749	0	15,763	17,512	36,019	0	13,039	49,058	31,546	5.76	69.91	63.06
ATWOOD	D0318	465.0	4,181.19	4,223.00	1,910,802	1,963,695	52,893	609,692	0	103,959	713,651	749,498	0	110,855	860,353	146,702	8.35	65.19	57.92
RENO	078																		
HUTCHINSON PUBLIC SCHOOLS	D0308	5,187.0	2,723.32	2,750.55	13,677,045	14,267,103	590,058	4,410,110	0	1,649,030	6,059,140	4,734,159	0	1,708,341	6,442,500	383,360	3.54	64.55	67.63
NICKERSON	D0309	1,475.0	3,158.47	3,216.30	4,549,770	4,744,043	194,273	2,234,677	0	238,005	2,472,682	2,384,905	0	246,061	2,630,966	158,284	4.55	51.66	53.61
FAIRFIELD	D0310	500.0	3,863.38	4,170.29	2,024,411	2,085,143	60,732	625,302	0	102,386	727,688	649,263	0	103,877	753,140	25,452	1.26	53.86	56.58
PRETTY PRAIRIE	D0311	250.0	4,818.55	5,071.14	1,255,233	1,267,780	12,547	456,636	0	58,670	515,306	442,837	0	66,253	509,090	-6,216	-0.71	64.64	67.58
HAVEN PUBLIC SCHOOLS	D0312	1,090.0	3,434.42	3,560.17	3,767,562	3,880,583	113,021	1,590,731	0	181,481	1,772,212	1,668,998	0	190,382	1,859,380	87,168	2.59	47.77	49.12

COUNTY NAME	DISTRICT NAME	#	(1) BUDGET PER PUPIL			(4) GENERAL FUND BUDGET			(6)	(7)	(8)	(9)	(10) ESTIMATED 1986-87			(11) ESTIMATED 1986-87			(12) TAX RATE		
			EST ENROLL	1985-86	EST 1986-87	1985-86	EST 1986-87	DIFF (5-4)					TOTAL STATE AID	BASIC AID	ADDITIONAL GUARANTEE	TOTAL STATE AID	BASIC AID	ADDITIONAL GUARANTEE	TOTAL STATE AID	DIFF (14-10)	MILLI EQUIV
RENO	BUHLER	078	00313	2,155.0	2,610.23	2,659.33	5,625,042	5,730,856	105,814	2,659,476	0	351,384	3,010,860	2,672,715	0	365,841	3,038,556	27,696	0.63	52.89	55.52
REPUBLIC	PIKE VALLEY	079	00426	248.0	4,364.79	4,417.33	1,084,650	1,095,497	10,847	359,709	0	54,862	414,571	411,318	0	55,742	467,060	52,489	5.62	59.53	53.38
	BELLEVILLE		00427	597.0	3,815.71	3,930.18	2,277,979	2,346,317	68,338	800,196	0	138,923	939,119	903,737	0	145,993	1,049,730	110,611	5.65	56.23	53.47
	CUHA		00455	183.5	4,634.63	4,680.98	850,455	858,960	8,505	266,568	0	26,822	293,390	321,845	0	28,263	350,108	56,718	7.83	69.30	60.06
RICE	STERLING	080	00376	525.0	3,947.67	4,084.69	2,082,000	2,144,461	62,461	1,049,414	0	121,938	1,171,352	1,156,488	0	126,325	1,282,813	111,461	7.23	47.34	43.23
	CHASE		00401	198.0	5,421.74	5,495.32	1,077,300	1,088,073	10,773	6,494	0	65,169	71,663	105,680	0	65,028	170,708	99,045	4.47	34.54	29.01
	LYONS		00405	734.0	3,830.68	3,929.57	2,773,415	2,884,304	110,889	1,280,982	0	201,242	1,482,224	1,425,951	0	213,869	1,639,820	157,596	6.25	51.12	48.84
	LITTLE RIVER		00444	390.0	3,961.88	4,091.20	1,549,095	1,595,569	46,474	311,732	0	68,466	380,198	450,734	0	71,498	522,192	141,994	4.65	41.90	37.65
RILEY	RILEY COUNTY	081	00378	475.0	3,636.00	3,745.08	1,708,920	1,778,913	69,993	1,054,497	0	70,675	1,125,172	1,006,599	0	78,752	1,085,351	-39,821	-3.98	50.34	66.20
	MANHATTAN		00383	5,650.0	2,554.59	2,631.23	13,736,515	14,866,450	1,129,935	5,197,519	0	1,313,595	6,511,114	5,247,178	0	1,401,719	6,648,897	137,783	1.19	53.99	66.79
	BLUE VALLEY		00384	209.0	4,029.69	4,220.09	856,309	881,998	25,689	298,205	0	35,097	333,302	236,729	0	34,101	270,830	-62,472	-0.07	51.50	67.81
ROOKS	PALCO	082	00269	236.0	4,198.76	4,351.19	1,014,000	1,026,882	12,882	11,966	0	71,543	83,509	21,105	0	66,744	87,849	4,340	0.15	26.39	26.89
	PLAINVILLE		00270	533.5	3,909.66	4,026.95	2,077,984	2,148,378	70,394	291,919	0	180,258	472,177	372,977	0	182,105	555,082	82,905	1.98	38.58	38.32
	STOCKTON		00271	467.0	3,688.43	3,799.08	1,610,000	1,774,170	164,170	0	0	128,070	128,070	31,911	0	127,557	159,468	31,398	0.70	31.94	36.45
RUSH	LACROSSE	083	00395	380.0	4,309.36	4,650.25	1,749,600	1,767,095	17,495	93,934	0	135,935	229,869	95,629	0	142,321	237,950	8,081	0.27	46.40	46.85
	OTIS-BISON		00403	360.0	4,450.70	4,495.21	1,580,000	1,618,276	38,276	418,248	0	71,585	489,833	496,270	0	85,964	582,234	92,401	4.71	51.99	48.14
RUSSELL	PARADISE	084	00399	175.0	5,276.14	5,359.35	928,600	937,886	9,286	0	0	37,017	37,017	0	0	38,418	38,418	1,401	0.05	29.13	29.55
	RUSSELL COUNTY		00407	1,335.0	3,863.56	3,902.20	5,128,496	5,209,437	80,941	478,876	0	449,369	928,245	261,887	0	482,067	743,954	-184,291	-2.27	48.84	53.42
SALINE	SALINA	085	00305	6,648.0	2,607.43	2,659.77	17,337,037	17,682,151	345,114	5,747,606	0	1,928,034	7,675,640	5,507,846	0	2,065,891	7,573,737	-101,903	-0.84	69.62	74.77
	SOUTHEAST OF SALINE		00306	590.0	3,924.12	4,041.84	2,295,612	2,384,686	89,074	793,782	0	100,252	894,034	824,190	0	104,161	928,351	34,317	1.39	40.54	43.97
	ELL-SALINE		00307	290.0	3,840.31	3,955.52	1,113,690	1,147,101	33,411	496,926	0	36,539	533,465	518,288	0	41,492	559,780	26,315	3.13	52.07	53.50
SCOTT	SCOTT COUNTY	086	00466	1,128.0	3,330.29	3,434.76	3,761,562	3,874,411	112,849	764,946	0	251,510	1,016,456	683,934	0	286,125	970,059	-46,397	-1.19	64.51	70.30
SEDGWICK	WICHITA	087	00259	41,760.0	2,960.70	3,028.99	123,091,300	126,490,622	3,399,322	25,386,364	0	18,309,910	43,696,274	22,212,002	0	18,656,986	40,868,988	-2,827,286	-2.70	64.47	73.03
	DERBY		00260	4,950.0	2,777.03	2,804.80	13,262,253	13,883,760	621,507	6,433,012	0	770,277	7,203,289	6,676,903	0	851,894	7,528,797	325,508	2.74	45.95	49.80
	HAYSVILLE		00261	3,010.0	2,606.95	2,659.33	7,745,756	8,004,583	258,827	4,287,035	0	406,867	4,693,902	4,339,891	0	462,495	4,802,386	108,484	2.88	63.43	69.33
	VALLEY CENTER PUBLIC SCHOOLS		00262	1,790.0	2,832.20	2,869.57	5,066,235	5,136,530	70,295	2,416,747	0	310,070	2,726,817	2,451,155	0	347,739	2,798,894	72,077	2.93	70.21	70.01
	MULVANE		00263	1,685.0	2,197.63	2,264.23	3,704,104	3,815,230	111,126	2,014,482	0	308,833	2,323,315	2,041,069	0	348,579	2,389,648	66,333	3.88	50.58	54.31
	CLEARWATER		00264	890.0	3,391.89	3,493.65	3,010,300	3,109,349	99,049	1,123,625	0	190,956	1,314,581	1,211,577	0	202,792	1,414,369	99,788	3.28	52.20	52.39
	GODDARD		00265	1,687.5	2,753.10	2,835.69	4,645,864	4,785,227	139,363	1,476,142	0	323,738	1,799,880	1,596,981	0	338,757	1,935,738	135,858	4.25	67.05	67.52

COUNTY NAME	#	FST ENROLL #	1-HUDGET PER PUPIL		-----GENERAL FUND BUDGET-----				-----ESTIMATED 1986-87-----				-----TAX RATE-----							
			(1)	(2)	(3)	(4)	(5)	(6)	(7)	(8)	(9)	(10)	(11)	(12)	(13)	(14)	(15)	(16)	(17)	(18)
			1985-86	1986-87	EST 1985-86	EST 1986-87	DIFF (5-4)	BASIC AID	ADDITIONAL GUARANTEE	INCOME TAX REBATE	TOTAL STATE AID	BASIC AID	ADDITIONAL GUARANTEE	INCOME TAX REBATE	TOTAL STATE AID	DIFF (14-10)	MILL EQUIV	1985	EST 1986	
SEDGWICK	087																			
MAIZE	00266	1,575.0	3,231.67	3,263.99	4,649,720	5,140,784	491,064	2,896,338	0	145,345	3,041,683	3,227,453	0	168,366	3,395,819	354,136	17.71	50.38	62.13	
RENWICK	00267	1,345.0	3,226.34	3,314.76	4,328,463	4,458,352	129,889	1,680,288	0	228,087	1,908,375	1,850,805	0	234,954	2,085,759	177,384	5.45	61.43	59.73	
CHENEY	00268	528.0	3,324.69	3,424.43	1,727,839	1,808,099	80,260	699,821	0	134,120	833,941	778,958	0	137,468	916,426	82,485	6.16	56.28	56.58	
SEWARD	088																			
LIBERAL	00480	3,300.0	2,780.41	2,808.21	8,962,660	9,267,093	304,433	3,269,107	0	819,505	4,088,612	3,304,410	0	857,502	4,161,912	73,300	0.79	47.29	50.99	
KISMET-PLAINS	00483	545.0	3,816.52	3,936.69	2,083,000	2,145,495	62,495	174,038	0	105,829	279,867	186,859	0	113,329	300,188	20,321	0.45	36.99	38.39	
SHAWNEE	089																			
SEAMAN	00345	3,370.0	2,591.16	2,659.33	8,695,417	8,961,942	266,525	4,031,873	0	572,128	4,604,001	3,812,207	0	648,263	4,460,470	-143,531	-1.94	51.11	58.98	
SILVER LAKE	00372	602.5	3,818.97	3,933.54	2,297,111	2,369,958	72,847	1,488,883	0	104,001	1,592,884	1,479,606	0	124,755	1,604,361	11,477	1.38	42.68	53.25	
AUBURN WASHBURN	00437	2,900.0	2,570.15	2,647.25	7,136,802	7,677,025	540,223	3,142,722	0	506,113	3,648,835	3,200,195	0	536,643	3,736,838	88,003	1.66	52.76	65.57	
SHAWNEE HEIGHTS	00450	3,170.0	2,652.14	2,684.74	8,426,369	8,510,839	84,270	4,679,807	0	494,763	5,174,570	4,358,154	0	560,777	4,918,931	-255,639	-5.19	50.76	60.26	
TOPEKA PUBLIC SCHOOLS	00501	14,107.0	2,996.80	3,028.99	41,470,942	42,729,962	1,259,020	11,411,714	0	5,511,166	16,922,880	10,608,565	0	5,799,133	16,407,698	-515,182	-1.61	61.63	69.57	
SHERIDAN	090																			
MOXIE COMMUNITY SCHOOLS	00412	565.0	3,532.55	3,638.53	1,937,602	2,055,769	118,167	481,912	0	109,335	591,247	633,354	0	120,411	753,765	162,518	8.65	66.84	64.02	
SHERMAN	091																			
GOODLAND	00352	1,295.0	3,316.38	3,377.87	4,329,534	4,374,339	44,805	744,292	0	283,137	1,027,429	966,104	0	312,849	1,278,953	251,524	6.55	74.72	67.10	
SMITH	092																			
SMITH CENTER	00237	622.0	3,569.08	3,815.04	2,303,842	2,372,955	69,113	647,280	0	126,874	774,154	757,701	0	141,615	899,316	125,162	6.20	71.68	67.95	
WEST SMITH COUNTY	00238	209.0	4,142.16	4,252.10	845,000	888,689	43,689	286,996	0	36,182	323,178	375,826	0	36,178	412,004	88,826	13.58	74.25	65.26	
STAFFORD	093																			
STAFFORD	00349	305.0	4,272.48	4,329.35	1,307,379	1,320,451	13,072	273,745	0	84,283	358,028	340,787	0	92,446	433,233	75,205	5.09	62.36	56.43	
ST JOHN-HUDSON	00350	402.0	4,018.78	4,170.23	1,627,607	1,676,433	48,826	187,195	0	125,937	313,132	264,286	0	129,864	394,150	81,018	2.86	48.44	46.99	
MACKSVILLE	00351	303.5	4,300.85	4,343.86	1,305,307	1,318,362	13,055	0	0	76,542	76,542	0	0	78,170	78,170	1,628	0.04	28.40	28.87	
STANTON	094																			
STANTON COUNTY	00452	500.0	4,225.89	4,289.49	2,123,511	2,144,745	21,234	0	0	131,913	131,913	0	0	125,921	125,921	-5,992	-0.10	32.50	33.18	
STEVENS	095																			
MOSCOW PUBLIC SCHOOLS	00209	145.0	6,467.33	6,532.00	934,529	947,140	12,611	0	0	34,462	34,462	0	0	35,291	35,291	829	0.01	13.28	13.55	
HUGOTON PUBLIC SCHOOLS	00210	875.0	4,437.54	4,481.92	3,807,412	3,921,680	114,268	0	0	227,912	227,912	0	0	224,924	224,924	-2,988	-0.02	20.86	21.89	
SUMNER	096																			
WELLINGTON	00353	1,851.3	2,822.51	2,850.74	5,225,313	5,277,575	52,262	2,350,109	0	397,030	2,747,139	2,219,896	0	429,690	2,649,586	-97,553	-3.09	64.35	70.89	
CONWAY SPRINGS	00356	363.5	4,065.04	4,250.34	1,500,000	1,544,999	44,999	516,966	0	95,904	612,870	529,705	0	103,732	633,437	20,567	2.01	69.51	73.09	
BELLE PLAINE	00357	645.0	3,620.90	3,729.53	2,321,000	2,405,547	84,547	1,467,191	0	125,940	1,593,131	1,500,164	0	139,761	1,639,925	46,794	6.25	61.10	68.82	
OXFORD	00358	385.0	3,714.29	3,825.72	1,430,000	1,472,902	42,902	710,531	0	74,140	1,547,041	1,472,902	0	76,506	1,549,407	72,505	0.35	53.45	58.26	
ARGONIA PUBLIC SCHOOLS	00359	195.0	4,087.57	4,544.86	860,434	886,247	25,813	137,865	0	58,999	196,864	109,072	0	56,528	165,600	-31,264	-3.34	68.26	71.13	
CALDWELL	00360	311.0	4,133.70	4,252.10	1,281,448	1,322,403	40,955	347,628	0	70,312	417,940	352,373	0	79,875	432,248	14,308	1.44	71.60	75.53	
SOUTH HAVEN	00509	185.0	4,387.05	4,430.92	802,831	819,720	16,889	221,245	0	35,054	256,299	237,591	0	35,520	273,111	16,812	2.29	59.35	59.58	

COUNTY NAME DISTRICT NAME	#	(1)	(2)	(3)	(4)	(5)	(6)	(7)	(8)	(9)	(10)	(11)	(12)	(13)	(14)	(15)	(16)	(17)	(18)
		BUDGET PER PUPIL			GENERAL FUND BUDGET			1985-86			ESTIMATED 1986-87			TAX RATE					
		EST ENROLL	1985-86	1986-87	1985-86	1986-87	DIFF (5-4)	BASIC AID	ADDITIONAL GUARANTEE	INCOME TAX REBATE	TOTAL STATE AID	BASIC AID	ADDITIONAL GUARANTEE	INCOME TAX REBATE	TOTAL STATE AID	DIFF (14-10)	MILL EQUIV	1985	1986
THOMAS	097																		
BREWSTER	00314	167.0	4,641,50	4,687,92	775,131	782,883	7,752	0	4,243	35,344	39,587	0	931	39,760	40,691	1,104	0.11	63.81	64.70
COLBY PUBLIC SCHOOLS	00315	1,213.0	3,318,96	3,418,53	3,950,556	4,146,677	196,121	1,040,678	0	291,334	1,332,012	1,153,378	0	307,951	1,461,329	129,317	3.82	62.50	65.72
GOLDEN PLAINS	00316	176.0	4,456.23	4,820.45	840,000	848,399	8,399	153,031	0	34,112	187,143	144,704	0	44,633	189,337	2,194	0.30	74.80	75.73
TREGO	098																		
WAKEENEY	00208	640.0	3,456.40	3,560.09	2,200,000	2,278,458	78,458	473,330	0	150,940	624,270	761,158	0	157,148	918,306	294,036	8.17	39.92	31.70
WABAUNSEE	099																		
ALMA	00329	510.0	3,780.55	3,909.24	1,935,644	1,993,713	58,069	756,216	0	132,163	888,379	872,154	0	139,672	1,011,826	123,447	7.30	59.10	53.92
WABAUNSEE EAST	00330	545.0	4,124.19	4,254.85	2,295,938	2,318,895	22,957	1,285,516	0	78,379	1,363,895	1,327,297	0	87,229	1,414,526	50,631	4.00	62.00	58.94
WALLACE	100																		
WALLACE COUNTY SCHOOLS	00241	331.0	3,208.11	3,304.35	1,061,884	1,093,740	31,856	108,047	0	56,845	164,892	330,000	0	62,990	392,990	228,098	15.99	62.53	43.39
WESKAN	00242	103.5	4,923.68	4,972.92	509,601	514,697	5,096	11,514	0	10,955	22,469	144,156	0	12,513	156,669	134,200	26.32	89.08	53.66
WASHINGTON	101																		
NORTH CENTRAL	00221	184.0	5,550.45	5,605.95	968,553	1,031,495	62,942	191,103	0	27,277	218,380	323,938	0	26,476	350,414	132,034	14.49	49.41	39.51
WASHINGTON SCHOOLS	00222	440.0	3,780.36	4,084.03	1,744,637	1,796,975	52,338	1,055,385	0	72,013	1,127,398	1,090,856	0	77,278	1,168,134	40,736	4.03	51.40	53.40
BARNES	00223	405.0	4,175.17	4,341.79	1,732,694	1,758,426	25,732	372,972	0	94,160	467,132	463,322	0	94,240	557,562	90,430	5.04	68.82	63.92
REPUBLICAN VALLEY	00224	408.0	4,069.94	4,258.83	1,686,989	1,737,601	50,612	725,945	0	58,402	784,347	783,195	0	68,605	851,800	67,453	4.00	40.17	38.92
WICHITA	102																		
LEOTI	00467	570.0	3,789.15	3,984.98	2,205,286	2,271,441	66,155	68,138	0	181,760	249,898	0	0	194,465	194,465	-55,433	-1.76	56.01	61.54
WILSON	103																		
ALTOONA-MIDWAY	00387	338.0	4,296.19	4,339.15	1,452,112	1,466,633	14,521	819,065	0	42,327	861,392	816,559	0	47,376	863,935	2,543	0.25	43.50	45.14
NEODESHA	00461	770.0	3,740.76	3,893.01	2,910,311	2,997,618	87,307	1,925,245	0	135,006	2,060,251	1,974,319	0	136,958	2,111,277	51,026	3.33	33.86	37.71
FREDONIA	00484	912.0	3,357.95	3,458.69	2,991,933	3,154,325	162,392	1,476,659	0	152,413	1,629,072	1,600,998	0	162,851	1,763,849	134,777	5.61	52.93	55.10
WOODSON	104																		
WOODSON	00366	550.0	3,336.36	3,445.82	1,840,000	1,895,202	55,202	596,956	0	105,357	702,313	752,255	0	106,904	859,159	156,846	6.52	40.74	35.04
WYANDOTTE	105																		
TURNER-KANSAS CITY	00202	3,639.0	2,905.87	2,948.80	10,624,434	10,730,691	106,257	6,785,368	0	406,612	7,191,980	6,619,615	0	454,470	7,074,085	-117,895	-2.43	57.49	63.92
PIPER-KANSAS CITY	00203	950.0	3,401.92	3,503.98	3,090,647	3,328,781	238,134	2,243,894	0	90,762	2,334,656	2,448,025	0	101,687	2,549,712	215,056	23.94	73.38	79.32
HUNNER SPRINGS	00204	2,000.0	2,904.07	2,933.11	5,744,831	5,866,220	121,389	3,087,664	0	430,675	3,518,339	3,017,908	0	472,739	3,490,647	-27,692	-1.03	66.52	74.38
KANSAS CITY	00500	22,276.0	2,957.81	3,028.99	65,167,029	67,473,781	2,306,752	38,356,796	0	4,916,651	43,273,447	38,823,175	0	5,326,530	44,149,705	876,258	2.81	35.26	42.09
STATE TOTALS		391,866.0			1,270,531,371		440,913,326		108,399,996	549,354,234		986		564,086,700		14,732,466			
					1,231,217,476		39,313,895		40,912		451,085,748		112,999,966						

WICHITA PUBLIC SCHOOLS
Educational Services Building
640 North Emporia
Wichita, Kansas 67214

March 14, 1986

Division of Research, Planning,
and Development Services
(316) 268-7882

TESTIMONY FOR THE HOUSE EDUCATION COMMITTEE

SENATE BILL 601

Mr. Chairman, The Honorable Representative Crumbaker

Members of the House Education Committee

I am Bill Dirks representing U.S.D. 259 speaking in support of **S.B. 601** as a School Finance Bill that needs amending. It was understood that to keep this legislation on the "fast track", it would be less than perfect leaving the Senate. While the bill does not contain appropriations, the assumption is that it is based upon ten million additional dollars in equalization aid. We would recommend a minimum of \$15,000,000. Specifically, we would support budget limitations of 102-104%.

Last year two bills were approved that included **H.B. 2101** to change the report date from September 15 to September 20. It carried 125-0 in the House, but each time was lost with a veto. We request that the date of September 20 be reinserted to allow more time for state reporting for schools beginning after Labor Day. The intent is not to shorten the school year by a later start, but to recognize the changing pattern of beginning school. Unless there is a change, there will be a serious situation when Labor Day falls on September 7, school begins on September 8, and the report day is only one week later.

While **S.B. 601** does not cover all the appropriation measures, nor does it speak to revenue resources, I am listing the action of our Board on March 3. There is a relationship of all these elements as school finance is discussed.

On March 3, 1986, the Wichita Board of Education approved:

Budget limits----102%-104%.

Additional general aid----\$15,000,000.

Special Education----95% of excess costs.

Transportation----100% funding for eligible pupils.

Vocational Education----\$1,500,00 capital outlay.

Vocational Education----4% categorical aid increase.

Vocational Education----post secondary--4% increase.

Additional revenue to come from one cent additional sales tax.

PRESENTATION BEFORE THE HOUSE COMMITTEE ON EDUCATION
MARCH 12, 1986

Mister Chairman, and members of the House Education Committee, my name is Jim Yonally, and I am pleased to have this opportunity to speak to you today regarding HB 2585. I will be sharing with you the views of two organizations and close with some personal thoughts of my own.

The Board of Education of the Shawnee Mission School District has adopted the following position regarding school finance: "The board supports legislation which would provide for a new plan for school finance in the state of Kansas. The new plan must provide for a balance in revenue sources, a reduction in property taxes, a recognition of differing expenditure levels among school districts of various sizes, and state assistance for support of a basic educational program for every school district." The provisions of HB 2585 meet the qualifications outlined in that statement.

As you know, I also serve as the Director of Governmental Relations for the Kansas Chapter of the National Federation of Independent Business. This organization of nearly 8,000 small and independent businesses in Kansas develops its legislative program solely on the basis of a vote of the membership. On the 1986 ballot, members were asked, "Should the legislature increase state taxes as a means of increasing state funding for public education, thereby reducing the local property tax?" The vote was 51% "yes" and 41% "no", with 8% undecided.

Furthermore, on the 1984 NFIB/Kansas ballot, members were asked to name the most burdensome tax for their business operation. The tax most often chosen (by 28% of those voting) was the local property tax. The least chosen among a list of six taxes, was the state corporate income tax (8%). A complete table follows:

Local property tax	28%
State unemployment compensation tax	27
State workers compensation tax	12
State individual income tax	12
State sales and use taxes	10
State corporate income tax	8
Other	3

My remaining remarks should be interpreted as personal and not necessarily representing the views of either of the groups mentioned above.

First of all, I hope that the committees will begin looking at HB 2585 as not just a proposal for a new system of distributing state aid to schools, or a proposal to increase the state's sales and income taxes, but look at it with equal interest as a proposal to reduce property taxes. It will, unquestionably, do that. Based on some information which I have sought from qualified people, I believe that the proposal which you have before you today will, when adopted, raise sufficient funds to provide 100 million dollars for the state general fund, allow school district budget limits of 5 and 15 percent and provide property tax relief in the neighborhood of 300 million dollars. Obviously, if budgets limits were less than that, the property tax reduction could be even greater. It is apparent to me that if you want to do something that will really help the beleaguered farm economy in Kansas, and also be of help to small businesses, you should consider a plan that will reduce property taxes, and this is a bill to do just that.

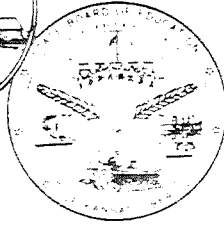
The second point I would like to make is that HB 2585 was patterned after a plan developed by an "Ad Hoc Committee on School Finance" with representation from a broad range of state interests. It is a plan developed not in a few hours, or even a few days, but over many days. We argued, debated, harangued, begged, pleaded, and perhaps, under our breath, even swore a little. But, most importantly, in the end we compromised. Parts of the bill are somewhat objectionable to most of us who participated in the development of this proposal. But we all remember, in some cases all too vividly, the battles which have been waged in the past over the issue of dividing the state's "pie" in terms of school finance, and the bill you have before you represents our best effort to avoid returning to those times.

Again, I thank the committee for the opportunity to appear on this measure, and would be happy to try to answer any questions.

Kansas State Board of Education

Kansas State Education Building

120 East 10th Street Topeka, Kansas 66612-1103



Kay M. Groneman
District 1

Connie Hubbell
District 4

Bill Musick
District 6

Evelyn Whitcomb
District 8

Kathleen White
District 2

Sheila Frahm
District 5

Theodore R. Von Fange
District 7

Robert J. Clemons
District 9

Dale Louis Carey
District 3

March 17, 1986

Marion (Mick) Stevens
District 10

TO: House Education Committee
FROM: State Board of Education
SUBJECT: Senate Bill 601

My name is Connie Hubbell, Legislative Chairman of the State Board of Education. I appreciate the opportunity to appear before the Committee on behalf of the State Board.

The State Board of Education considers the improvement of teacher salaries to be one of its most important legislative recommendations. The State Board adopted a legislative recommendation that would authorize school districts to increase their overall average general fund budget authority by 6.5 percent.

During the past three years, Kansas has increased its teacher ranking among the states from 38th to 30th. If school budgets were permitted to increase (overall average) by 6.5 percent and districts utilized part of their unused budget authority and enrollments increase slightly, we believe teacher salaries would rise 7.5 percent. This is providing state aid is increased sufficiently enough to prevent any substantial increase in the property tax. We would like to raise teacher salaries even higher but due to the economic condition of the state, the State Board feels it would not be possible at this time.

One of the major deterrents among many school districts in improving salaries for teachers is the local property tax. Many school districts have just about reached their local property tax limit.

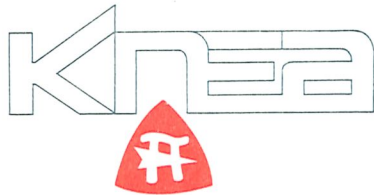
If teacher salaries are not increased, there is a good chance that Kansas will experience a teacher shortage within the next three to five years. In Kansas, we are producing approximately 43 percent of the number of teachers which were produced in 1972. It is anticipated that the shortage of teachers will appear first in the areas of science, mathematics, foreign languages, and language arts.

ATTACHMENT 5
HOUSE EDUCATION COMMITTEE

March 17, 1986

A study conducted by the Carnegie Foundation indicates that in the Fall of 1972, 20 percent of the nation's college freshmen indicated they planned to enter the teaching profession. In the Fall of 1982, only 4.7 percent of the nation's college freshmen indicated they planned to become teachers. There are many reasons which may have caused this to happen but one of them relates to teacher salaries.

The State Board of Education also would recommend that three and four-year old preschool handicapped children be counted in the enrollment under the School District Equalization Act. Research has shown that preschool special education programs are cost-effective in the long run.



Craig Grant Testimony Before The
House Education Committee
March 17, 1986

Thank you, Mr. Chairman. Members of the Committee, my name is Craig Grant and I represent Kansas-NEA. I appreciate this opportunity to speak to the committee regarding SB 601, school finance.

When I came to my present position three years ago, a fellow lobbyist gave me a piece of advice which I thought was appropriate--he said "timing is everything." That's probably a good piece of advice. I can tell you that "20-20" foresight might not have been part of Kansas-NEA's goal setting four years ago when we helped put the Kansas Plan into motion. We worked on improving the preparation standards of our teachers, implementing an intern year for new teachers, and establishing a meaningful in-service for our teachers already in the field. The last goal was to increase the average salary of our Kansas teachers to at least the national average by 1986-87.

Maybe our target date was a bad example of that timing. Maybe if we had known what the financial situation of the state would be in 1986, we would have worked harder in 1983, 1984, and 1985 to get the extra two or three percent it would have taken to reach the national average. One thing appears certain--our timelines will probably not be met. A bad case in timing? Possibly. But I cannot apologize for my part in or the governance of Kansas-NEA decision in setting a long range goal for teachers to reach the national average in salaries. Kansas teachers, some of the best prepared in the nation, deserve to be better compensated when compared to

Page Two

their colleagues across the nation. If we wanted to be number one, or in the top ten, things might be different. But to just be at the average is a worthwhile goal that is justified.

So our task, if we believe that our goal is justified, is to work to make significant progress toward that end. To do that we need two things--budget authority and sources of revenue other than the over used property tax. This bill only addresses one of those issues. It is too bad that the rules cannot be changed this year to deal with school finance after the revenues are settled. Our message on SB 601 would ask you to raise those budget limits to a point where progress can be made on our salary issue. Our predictions from our office in Washington indicate that the national average will increase 6%. If that occurs, we will need increases higher than that to once again make progress toward our goal.

A few words about the second issue; revenue. As you know, Kansas-NEA has and continues to support a one cent increase in sales tax effective July 1, 1986. We believe that a significant portion of that revenue should be spent for education. We support the state picking up the KPERS payments for our school employees and still feel more funds than the \$10 million projected are needed for our schools. As we look for other sources, we once again return to the thought of the vast sums of unencumbered cash balances which are in special funds outside the general fund. Once again these balances have risen in most districts to a statewide total of over \$249,900,000. These moneys last year were invested and earned \$49,872,202 in interest. That sum of money seems fantastic when compared to the amounts being bantered about for increased state aid for schools. When looking at the printout which I provided you today, I found only three districts which

USD	LINE	FUND	ACTUAL	TOTAL	BUDGET	TOTAL	ACTUAL TOTAL	BUDGET TOTAL
	101	OUTGOING TRANSFERS	183,000	5.60	370,000	9.62	3,267,799	3,845,942
	101	OUTGOING TRANSFERS * LINE TOTAL *	183,000	5.60	370,000	9.62	3,267,799	3,845,942
	101	UNENCUMBERED CASH	790,051	24.18	798,380	20.76	3,267,799	3,845,942
	101	UNENCUMBERED CASH SPECIAL EDUCATION	380,736	11.65	378,626	9.84	3,267,799	3,845,942
	101	UNENCUMBERED CASH VOCATIONAL EDUC.	159,789	4.89	99,508	2.59	3,267,799	3,845,942
	101	UNENCUMBERED CASH DRIVER TRAINING	24,574	.75	20,320	.53	3,267,799	3,845,942
	101	UNENCUMBERED CASH FOOD SERVICES	83,991	2.57	94,007	2.44	3,267,799	3,845,942
	101	UNENCUMBERED CASH CAPITAL OUTLAY	282,329	8.64	355,463	9.24	3,267,799	3,845,942
	101	UNENCUMBERED CASH TRANSPORTATION	355,402	10.88	306,405	7.97	3,267,799	3,845,942
	101	UNENCUMBERED CASH * LINE TOTAL *	2,076,872	63.56	2,052,709	53.37	3,267,799	3,845,942
	101	INTEREST IDLE FUNDS CAPITAL OUTLAY	225,332	6.90	250,000	6.50	3,267,799	3,845,942
	101	INTEREST IDLE FUNDS * LINE TOTAL *	225,332	6.90	250,000	6.50	3,267,799	3,845,942
	102	OUTGOING TRANSFERS	209,000	10.77	250,300	11.05	1,941,457	2,265,050
	102	OUTGOING TRANSFERS * LINE TOTAL *	209,000	10.77	250,300	11.05	1,941,457	2,265,050
	102	UNENCUMBERED CASH	317,346	16.35	330,540	14.59	1,941,457	2,265,050
	102	UNENCUMBERED CASH SPECIAL EDUCATION	25,976	1.34	14,635	.65	1,941,457	2,265,050
	102	UNENCUMBERED CASH VOCATIONAL EDUC.	21,807	1.12	6,629	.12	1,941,457	2,265,050
	102	UNENCUMBERED CASH DRIVER TRAINING	3,734	.19	585	.03	1,941,457	2,265,050
	102	UNENCUMBERED CASH FOOD SERVICES	14,005	.72	12,886	.57	1,941,457	2,265,050
	102	UNENCUMBERED CASH CAPITAL OUTLAY	85,808	4.42	199,781	8.82	1,941,457	2,265,050
	102	UNENCUMBERED CASH TRANSPORTATION	25,430	1.31	2,565	.11	1,941,457	2,265,050
	102	UNENCUMBERED CASH * LINE TOTAL *	494,106	25.45	563,621	24.88	1,941,457	2,265,050
	102	INTEREST IDLE FUNDS CAPITAL OUTLAY	53,124	2.74	75,000	3.31	1,941,457	2,265,050
	102	INTEREST IDLE FUNDS * LINE TOTAL *	53,124	2.74	75,000	3.31	1,941,457	2,265,050
	103	OUTGOING TRANSFERS	197,539	16.55	145,140	11.66	1,193,396	1,244,792
	103	OUTGOING TRANSFERS * LINE TOTAL *	197,539	16.55	145,140	11.66	1,193,396	1,244,792
	103	UNENCUMBERED CASH	152,411	12.77	211,794	17.01	1,193,396	1,244,792
	103	UNENCUMBERED CASH SPECIAL EDUCATION	13,758	1.15	20,109	1.62	1,193,396	1,244,792
	103	UNENCUMBERED CASH VOCATIONAL EDUC.	12,455	1.04	16,841	1.35	1,193,396	1,244,792
	103	UNENCUMBERED CASH DRIVER TRAINING	415	.03	194	.02	1,193,396	1,244,792
	103	UNENCUMBERED CASH FOOD SERVICES	5,146	.43	9,050	.73	1,193,396	1,244,792
	103	UNENCUMBERED CASH CAPITAL OUTLAY	304,506	25.52	425,962	34.22	1,193,396	1,244,792
	103	UNENCUMBERED CASH TRANSPORTATION	95,041	7.96	71,536	5.75	1,193,396	1,244,792
	103	UNENCUMBERED CASH * LINE TOTAL *	583,732	48.91	755,486	60.69	1,193,396	1,244,792
	103	INTEREST IDLE FUNDS SPECIAL EDUCATION	2,017	.17	2,981	.24	1,193,396	1,244,792
	103	INTEREST IDLE FUNDS VOCATIONAL EDUC.	2,245	.19	5,001	.40	1,193,396	1,244,792
	103	INTEREST IDLE FUNDS DRIVER TRAINING	3,000	.25	500	.04	1,193,396	1,244,792
	103	INTEREST IDLE FUNDS FOOD SERVICES		.00	2,000	.16	1,193,396	1,244,792
	103	INTEREST IDLE FUNDS CAPITAL OUTLAY	50,565	4.24	50,000	4.02	1,193,396	1,244,792
	103	INTEREST IDLE FUNDS TRANSPORTATION	2,000	.17	7,000	.56	1,193,396	1,244,792
	103	INTEREST IDLE FUNDS * LINE TOTAL *	59,827	5.01	67,482	5.42	1,193,396	1,244,792
		OUTGOING TRANSFERS	60,000	5.60	100,000	8.20	1,071,457	1,220,000
		OUTGOING TRANSFERS * LINE TOTAL *	60,000	5.60	100,000	8.20	1,071,457	1,220,000
		UNENCUMBERED CASH	327,407	30.56	402,970	33.03	1,071,457	1,220,000
		UNENCUMBERED CASH SPECIAL EDUCATION	32,387	3.02	44,152	3.62	1,071,457	1,220,000
		UNENCUMBERED CASH VOCATIONAL EDUC.	38,453	3.59	28,679	2.35	1,071,457	1,220,000
		UNENCUMBERED CASH DRIVER TRAINING	11,261	1.05	12,380	1.01	1,071,457	1,220,000
		UNENCUMBERED CASH FOOD SERVICES	7,805	.73	3,035	.25	1,071,457	1,220,000
		UNENCUMBERED CASH CAPITAL OUTLAY	163,198	15.23	176,073	14.43	1,071,457	1,220,000
		UNENCUMBERED CASH TRANSPORTATION	36,848	3.44	47,605	3.90	1,071,457	1,220,000
		UNENCUMBERED CASH * LINE TOTAL *	617,359	57.62	714,894	58.60	1,071,457	1,220,000
		INTEREST IDLE FUNDS SPECIAL EDUCATION	30,381	2.84		.00	1,071,457	1,220,000
		INTEREST IDLE FUNDS DRIVER TRAINING	2,000	.19		.00	1,071,457	1,220,000
		INTEREST IDLE FUNDS FOOD SERVICES	15,193	1.42	10,000	.82	1,071,457	1,220,000
		INTEREST IDLE FUNDS CAPITAL OUTLAY	18,031	1.68	10,080	.83	1,071,457	1,220,000
		INTEREST IDLE FUNDS * LINE TOTAL *	65,605	6.12	20,080	1.65	1,071,457	1,220,000
		OUTGOING TRANSFERS	65,000	5.37	149,714	10.92	1,211,021	1,370,884
		OUTGOING TRANSFERS * LINE TOTAL *	65,000	5.37	149,714	10.92	1,211,021	1,370,884
		UNENCUMBERED CASH	449,459	37.11	487,945	35.59	1,211,021	1,370,884
		UNENCUMBERED CASH SPECIAL EDUCATION	13,769	1.14	15,620	1.14	1,211,021	1,370,884
		UNENCUMBERED CASH VOCATIONAL EDUC.	5,790	.48	7,427	.54	1,211,021	1,370,884
		UNENCUMBERED CASH DRIVER TRAINING	3,627	.30	2,235	.16	1,211,021	1,370,884
		UNENCUMBERED CASH FOOD SERVICES	14,398	1.19	11,152	.81	1,211,021	1,370,884
		UNENCUMBERED CASH CAPITAL OUTLAY	83,026	6.86	94,212	6.87	1,211,021	1,370,884
		UNENCUMBERED CASH TRANSPORTATION	21,666	1.79	34,868	2.54	1,211,021	1,370,884
		UNENCUMBERED CASH * LINE TOTAL *	591,735	48.86	653,459	47.67	1,211,021	1,370,884

		SPECIAL FUNDS		84-85	PCT OF	85-86	PCT OF	84-85 GEN FUND	85-86 GEN FUND
USD	LINE	FUND		ACTUAL	TOTAL	BUDGET	TOTAL	ACTUAL	BUDGET TOTAL
200	INTEREST IDLE FUNDS	SPECIAL EDUCATION		8,574	.71	7,500	.55	1,211,021	1,370,884
200	INTEREST IDLE FUNDS	VOCATIONAL EDUC.		23,213	1.92	16,000	1.17	1,211,021	1,370,884
200	INTEREST IDLE FUNDS	FOOD SERVICES		12,791	1.06	22,000	1.60	1,211,021	1,370,884
200	INTEREST IDLE FUNDS	CAPITAL OUTLAY		2,721	.22	11,968	.87	1,211,021	1,370,884
200	INTEREST IDLE FUNDS	TRANSPORTATION		11,062	.91	100	.01	1,211,021	1,370,884
200	INTEREST IDLE FUNDS	* LINE TOTAL *		58,361	4.82	57,568	4.20	1,211,021	1,370,884
202	OUTGOING TRANSFERS			1,299,373	13.11	865,059	8.14	9,911,462	10,624,434
202	OUTGOING TRANSFERS	* LINE TOTAL *		1,299,373	13.11	865,059	8.14	9,911,462	10,624,434
202	UNENCUMBERED CASH			984,321	9.93	1,004,705	9.46	9,911,462	10,624,434
202	UNENCUMBERED CASH	SPECIAL EDUCATION		500,000	5.04	500,000	4.71	9,911,462	10,624,434
202	UNENCUMBERED CASH	COOP SPECIAL EDUC.		19,322	.19	13,666	.13	9,911,462	10,624,434
202	UNENCUMBERED CASH	VOCATIONAL EDUC.		130,702	1.32	141,736	1.33	9,911,462	10,624,434
202	UNENCUMBERED CASH	DRIVER TRAINING		31,667	.32	61,153	.58	9,911,462	10,624,434
202	UNENCUMBERED CASH	FOOD SERVICES		18,773	.19	11,999	.11	9,911,462	10,624,434
202	UNENCUMBERED CASH	CAPITAL OUTLAY		121,785	1.23	111,870	1.05	9,911,462	10,624,434
202	UNENCUMBERED CASH	TRANSPORTATION		145,227	1.47	145,058	1.37	9,911,462	10,624,434
202	UNENCUMBERED CASH	ADULT EDUCATION		5,270	.05	9,005	.08	9,911,462	10,624,434
202	UNENCUMBERED CASH	* LINE TOTAL *		1,957,067	19.75	1,999,192	18.82	9,911,462	10,624,434
202	INTEREST IDLE FUNDS	VOCATIONAL EDUC.		17,068	.17	50,000	.47	9,911,462	10,624,434
202	INTEREST IDLE FUNDS	DRIVER TRAINING		22,369	.23		.00	9,911,462	10,624,434
202	INTEREST IDLE FUNDS	FOOD SERVICES		3,429	.03	3,000	.03	9,911,462	10,624,434
202	INTEREST IDLE FUNDS	TRANSPORTATION		182,091	1.84	150,000	1.41	9,911,462	10,624,434
202	INTEREST IDLE FUNDS	* LINE TOTAL *		224,957	2.27	203,000	1.91	9,911,462	10,624,434
203	OUTGOING TRANSFERS			271,167	10.17	326,442	10.56	2,666,133	3,090,647
203	OUTGOING TRANSFERS	* LINE TOTAL *		271,167	10.17	326,442	10.56	2,666,133	3,090,647
203	UNENCUMBERED CASH			316,031	11.85	397,343	12.86	2,666,133	3,090,647
203	UNENCUMBERED CASH	SPECIAL EDUCATION		1,030	.04	8,604	.28	2,666,133	3,090,647
203	UNENCUMBERED CASH	VOCATIONAL EDUC.			.00	480	.02	2,666,133	3,090,647
203	UNENCUMBERED CASH	DRIVER TRAINING		953	.04	698	.02	2,666,133	3,090,647
203	UNENCUMBERED CASH	FOOD SERVICES		3,984	.15	2,630	.09	2,666,133	3,090,647
203	UNENCUMBERED CASH	CAPITAL OUTLAY		28,693	1.08	37,424	1.21	2,666,133	3,090,647
203	UNENCUMBERED CASH	TRANSPORTATION		231	.01	3,487	.11	2,666,133	3,090,647
203	UNENCUMBERED CASH	ADULT SUPPLEMENTARY			.00	226	.01	2,666,133	3,090,647
203	UNENCUMBERED CASH	* LINE TOTAL *		350,922	13.16	450,892	14.59	2,666,133	3,090,647
203	INTEREST IDLE FUNDS	VOCATIONAL EDUC.			.00	5,000	.16	2,666,133	3,090,647
203	INTEREST IDLE FUNDS	FOOD SERVICES		4,000	.15	7,000	.23	2,666,133	3,090,647
203	INTEREST IDLE FUNDS	CAPITAL OUTLAY		543	.02	20,000	.65	2,666,133	3,090,647
203	INTEREST IDLE FUNDS	TRANSPORTATION		42,358	1.59	11,483	.37	2,666,133	3,090,647
203	INTEREST IDLE FUNDS	* LINE TOTAL *		46,901	1.76	43,483	1.41	2,666,133	3,090,647
204	OUTGOING TRANSFERS			592,257	11.04	660,380	11.25	5,366,169	5,870,923
204	OUTGOING TRANSFERS	* LINE TOTAL *		592,257	11.04	660,380	11.25	5,366,169	5,870,923
204	UNENCUMBERED CASH			543,516	10.13	761,900	12.98	5,366,169	5,870,923
204	UNENCUMBERED CASH	SPECIAL EDUCATION		3,058	.06	183	.00	5,366,169	5,870,923
204	UNENCUMBERED CASH	VOCATIONAL EDUC.		7,975	.15	4,777	.08	5,366,169	5,870,923
204	UNENCUMBERED CASH	DRIVER TRAINING		815	.02	177	.00	5,366,169	5,870,923
204	UNENCUMBERED CASH	FOOD SERVICES		34,256	.64	42,967	.73	5,366,169	5,870,923
204	UNENCUMBERED CASH	CAPITAL OUTLAY		151,011	2.81	191,386	3.26	5,366,169	5,870,923
204	UNENCUMBERED CASH	TRANSPORTATION		32,621	.61	43,060	.73	5,366,169	5,870,923
204	UNENCUMBERED CASH	* LINE TOTAL *		773,252	14.41	1,044,450	17.79	5,366,169	5,870,923
204	INTEREST IDLE FUNDS	VOCATIONAL EDUC.		6,006	.11		.00	5,366,169	5,870,923
204	INTEREST IDLE FUNDS	FOOD SERVICES		39,098	.73	40,000	.68	5,366,169	5,870,923
204	INTEREST IDLE FUNDS	CAPITAL OUTLAY		10,608	.20	8,000	.14	5,366,169	5,870,923
204	INTEREST IDLE FUNDS	TRANSPORTATION		68,812	1.28	65,000	1.11	5,366,169	5,870,923
204	INTEREST IDLE FUNDS	* LINE TOTAL *		124,524	2.32	113,000	1.92	5,366,169	5,870,923
205	OUTGOING TRANSFERS			118,000	6.68	143,000	6.53	1,767,355	2,190,798
205	OUTGOING TRANSFERS	* LINE TOTAL *		118,000	6.68	143,000	6.53	1,767,355	2,190,798
205	UNENCUMBERED CASH			337,004	19.07	416,289	19.00	1,767,355	2,190,798
205	UNENCUMBERED CASH	SPECIAL EDUCATION		37,413	2.12	40,446	1.85	1,767,355	2,190,798
205	UNENCUMBERED CASH	DRIVER TRAINING		4,595	.26	11,341	.52	1,767,355	2,190,798
205	UNENCUMBERED CASH	FOOD SERVICES		28,249	1.60	30,267	1.38	1,767,355	2,190,798
205	UNENCUMBERED CASH	CAPITAL OUTLAY		245,485	13.89	396,158	18.08	1,767,355	2,190,798
205	UNENCUMBERED CASH	TRANSPORTATION		25,179	1.42	26,333	1.20	1,767,355	2,190,798
205	UNENCUMBERED CASH	* LINE TOTAL *		677,925	38.36	920,834	42.03	1,767,355	2,190,798
205	INTEREST IDLE FUNDS	CAPITAL OUTLAY		112,248	6.35	80,000	3.65	1,767,355	2,190,798
205	INTEREST IDLE FUNDS	* LINE TOTAL *		112,248	6.35	80,000	3.65	1,767,355	2,190,798
206	OUTGOING TRANSFERS			139,994	7.62	74,741	3.67	1,837,679	2,034,456
206	OUTGOING TRANSFERS	* LINE TOTAL *		139,994	7.62	74,741	3.67	1,837,679	2,034,456

KNEA LISTING		SPECIAL FUNDS		84-85	PCT OF	85-86	PCT OF	84-85 GEN FUND	85-86 GEN FUND
SD	LINE	FUND		ACTUAL	TOTAL	BUDGET	TOTAL	ACTUAL TOTAL	BUDGET TOTAL
06	UNENCUMBERED CASH			379,347	20.64	318,536	15.66	1,837,679	2,034,456
06	UNENCUMBERED CASH	SPECIAL EDUCATION		43,443	2.36	53,807	2.64	1,837,679	2,034,456
06	UNENCUMBERED CASH	VOCATIONAL EDUC.		16,341	.89	19,513	.96	1,837,679	2,034,456
06	UNENCUMBERED CASH	DRIVER TRAINING		8,835	.48	10,189	.50	1,837,679	2,034,456
06	UNENCUMBERED CASH	FOOD SERVICES		21,452	1.17	24,675	1.21	1,837,679	2,034,456
06	UNENCUMBERED CASH	CAPITAL OUTLAY		163,781	8.91	274,124	13.47	1,837,679	2,034,456
06	UNENCUMBERED CASH	TRANSPORTATION		36,946	2.01	74,660	3.67	1,837,679	2,034,456
06	UNENCUMBERED CASH	* LINE TOTAL *		670,145	36.47	775,504	38.12	1,837,679	2,034,456
06	INTEREST IDLE FUNDS	SPECIAL EDUCATION		19,018	1.03		.00	1,837,679	2,034,456
06	INTEREST IDLE FUNDS	CAPITAL OUTLAY		39,753	2.16		.00	1,837,679	2,034,456
06	INTEREST IDLE FUNDS	TRANSPORTATION		27,786	1.51	15,000	.74	1,837,679	2,034,456
06	INTEREST IDLE FUNDS	* LINE TOTAL *		86,557	4.71	15,000	.74	1,837,679	2,034,456
07	OUTGOING TRANSFERS			277,406	5.97	324,200	6.15	4,646,193	5,271,592
07	OUTGOING TRANSFERS	* LINE TOTAL *		277,406	5.97	324,200	6.15	4,646,193	5,271,592
07	UNENCUMBERED CASH			3,379,174	72.73	3,664,509	69.51	4,646,193	5,271,592
07	UNENCUMBERED CASH	FOOD SERVICES		64,341	1.38	69,620	1.32	4,646,193	5,271,592
07	UNENCUMBERED CASH	* LINE TOTAL *		3,443,515	74.11	3,734,129	70.83	4,646,193	5,271,592
07	INTEREST IDLE FUNDS	FOOD SERVICES		6,835	.15		.00	4,646,193	5,271,592
07	INTEREST IDLE FUNDS	* LINE TOTAL *		6,835	.15		.00	4,646,193	5,271,592
08	OUTGOING TRANSFERS			171,263	8.72	151,695	6.90	1,963,859	2,200,000
08	OUTGOING TRANSFERS	* LINE TOTAL *		171,263	8.72	151,695	6.90	1,963,859	2,200,000
08	UNENCUMBERED CASH			492,431	25.07	465,838	21.17	1,963,859	2,200,000
08	UNENCUMBERED CASH	SPECIAL EDUCATION		33,027	1.68	38,752	1.76	1,963,859	2,200,000
08	UNENCUMBERED CASH	VOCATIONAL EDUC.		10,266	.52	13,710	.62	1,963,859	2,200,000
08	UNENCUMBERED CASH	DRIVER TRAINING		5,087	.26	10,341	.47	1,963,859	2,200,000
08	UNENCUMBERED CASH	FOOD SERVICES		53,169	2.71	26,491	1.20	1,963,859	2,200,000
08	UNENCUMBERED CASH	CAPITAL OUTLAY		209,260	10.66	89,698	4.08	1,963,859	2,200,000
08	UNENCUMBERED CASH	TRANSPORTATION		93,946	4.78	68,876	3.13	1,963,859	2,200,000
08	UNENCUMBERED CASH	* LINE TOTAL *		897,186	45.68	713,706	32.44	1,963,859	2,200,000
08	INTEREST IDLE FUNDS	FOOD SERVICES			.00	40,000	1.82	1,963,859	2,200,000
08	INTEREST IDLE FUNDS	CAPITAL OUTLAY		123,090	6.27	100,000	4.55	1,963,859	2,200,000
08	INTEREST IDLE FUNDS	* LINE TOTAL *		123,090	6.27	140,000	6.36	1,963,859	2,200,000
09	OUTGOING TRANSFERS			33,947	3.95	28,329	3.03	858,504	934,529
09	OUTGOING TRANSFERS	* LINE TOTAL *		33,947	3.95	28,329	3.03	858,504	934,529
09	UNENCUMBERED CASH			274,799	32.01	336,586	36.02	858,504	934,529
09	UNENCUMBERED CASH	SPECIAL EDUCATION		22,734	2.65	10,843	1.16	858,504	934,529
09	UNENCUMBERED CASH	DRIVER TRAINING		1,685	.20	579	.06	858,504	934,529
09	UNENCUMBERED CASH	FOOD SERVICES		5,674	.66	4,202	.45	858,504	934,529
09	UNENCUMBERED CASH	CAPITAL OUTLAY		181,504	21.14	186,245	19.93	858,504	934,529
09	UNENCUMBERED CASH	TRANSPORTATION		18,691	2.18	30,144	3.23	858,504	934,529
09	UNENCUMBERED CASH	* LINE TOTAL *		505,087	58.83	568,599	60.84	858,504	934,529
09	INTEREST IDLE FUNDS	SPECIAL EDUCATION		13,658	1.59	34,917	3.74	858,504	934,529
09	INTEREST IDLE FUNDS	DRIVER TRAINING		3,340	.39	5,821	.62	858,504	934,529
09	INTEREST IDLE FUNDS	CAPITAL OUTLAY			.00	1,855	.20	858,504	934,529
09	INTEREST IDLE FUNDS	TRANSPORTATION			.00	1,546	.17	858,504	934,529
09	INTEREST IDLE FUNDS	* LINE TOTAL *		16,998	1.98	44,139	4.72	858,504	934,529
10	OUTGOING TRANSFERS			359,437	10.10	346,112	9.09	3,559,300	3,807,412
10	OUTGOING TRANSFERS	* LINE TOTAL *		359,437	10.10	346,112	9.09	3,559,300	3,807,412
10	UNENCUMBERED CASH			831,914	23.37	849,547	22.31	3,559,300	3,807,412
10	UNENCUMBERED CASH	SPECIAL EDUCATION		119,761	3.36	98,312	2.58	3,559,300	3,807,412
10	UNENCUMBERED CASH	VOCATIONAL EDUC.		75,894	2.13	119,991	3.15	3,559,300	3,807,412
10	UNENCUMBERED CASH	DRIVER TRAINING		26,350	.74	33,922	.89	3,559,300	3,807,412
10	UNENCUMBERED CASH	FOOD SERVICES		12,787	.36	3,207	.08	3,559,300	3,807,412
10	UNENCUMBERED CASH	CAPITAL OUTLAY		2,501,506	70.28	2,301,006	60.43	3,559,300	3,807,412
10	UNENCUMBERED CASH	TRANSPORTATION		206,285	5.80	215,892	5.67	3,559,300	3,807,412
10	UNENCUMBERED CASH	* LINE TOTAL *		3,774,497	106.05	3,621,877	95.13	3,559,300	3,807,412
10	INTEREST IDLE FUNDS	CAPITAL OUTLAY		390,511	10.97	300,000	7.88	3,559,300	3,807,412
10	INTEREST IDLE FUNDS	* LINE TOTAL *		390,511	10.97	300,000	7.88	3,559,300	3,807,412
11	OUTGOING TRANSFERS			280,000	12.11	263,000	9.06	2,311,512	2,903,925
11	OUTGOING TRANSFERS	* LINE TOTAL *		280,000	12.11	263,000	9.06	2,311,512	2,903,925
11	UNENCUMBERED CASH			455,665	19.71	601,995	20.73	2,311,512	2,903,925
11	UNENCUMBERED CASH	SPECIAL EDUCATION		159,117	6.88	171,523	5.91	2,311,512	2,903,925
11	UNENCUMBERED CASH	VOCATIONAL EDUC.		132,289	5.72	94,444	3.25	2,311,512	2,903,925
11	UNENCUMBERED CASH	DRIVER TRAINING		34,604	1.50	48,144	1.66	2,311,512	2,903,925

KNEA LISTING		SPECIAL FUNDS		84-85	PCT OF	85-86	PCT OF	84-85 GEN FUND	85-86 GEN FUND
USD	LINE	FUND		ACTUAL	TOTAL	BUDGET	TOTAL	ACTUAL	TOTAL
211	UNENCUMBERED CASH	FOOD SERVICES		55,016	2.38	57,143	1.97	2,311,512	2,903,925
211	UNENCUMBERED CASH	CAPITAL OUTLAY		417,946	18.08	394,048	13.57	2,311,512	2,903,925
211	UNENCUMBERED CASH	TRANSPORTATION		194,721	8.42	214,686	7.39	2,311,512	2,903,925
211	UNENCUMBERED CASH	ADULT SUPPLEMENTARY		910	.04		.00	2,311,512	2,903,925
211	UNENCUMBERED CASH	* LINE TOTAL *		1,450,268	62.74	1,581,983	54.48	2,311,512	2,903,925
211	INTEREST IDLE FUNDS	SPECIAL EDUCATION			.00	668	.02	2,311,512	2,903,925
211	INTEREST IDLE FUNDS	VOCATIONAL EDUC.			.00	5,556	.19	2,311,512	2,903,925
211	INTEREST IDLE FUNDS	FOOD SERVICES			.00	7,544	.26	2,311,512	2,903,925
211	INTEREST IDLE FUNDS	CAPITAL OUTLAY		170,634	7.38	70,000	2.41	2,311,512	2,903,925
211	INTEREST IDLE FUNDS	TRANSPORTATION			.00	20,000	.69	2,311,512	2,903,925
211	INTEREST IDLE FUNDS	* LINE TOTAL *		170,634	7.38	103,768	3.57	2,311,512	2,903,925
212	OUTGOING TRANSFERS			65,531	8.26	54,584	6.25	793,252	872,754
212	OUTGOING TRANSFERS	* LINE TOTAL *		65,531	8.26	54,584	6.25	793,252	872,754
212	UNENCUMBERED CASH			143,595	18.10	188,701	21.62	793,252	872,754
212	UNENCUMBERED CASH	SPECIAL EDUCATION		35,934	4.53	36,130	4.14	793,252	872,754
212	UNENCUMBERED CASH	VOCATIONAL EDUC.		29,084	3.67	33,306	3.82	793,252	872,754
212	UNENCUMBERED CASH	DRIVER TRAINING		16,905	2.13	23,271	2.67	793,252	872,754
212	UNENCUMBERED CASH	FOOD SERVICES		42,388	5.34	43,780	5.02	793,252	872,754
212	UNENCUMBERED CASH	CAPITAL OUTLAY		95,313	12.02	75,261	8.62	793,252	872,754
212	UNENCUMBERED CASH	TRANSPORTATION		61,583	7.76	76,514	8.77	793,252	872,754
212	UNENCUMBERED CASH	* LINE TOTAL *		424,802	53.55	476,963	54.65	793,252	872,754
212	INTEREST IDLE FUNDS	SPECIAL EDUCATION		20,765	2.62	8,000	.92	793,252	872,754
212	INTEREST IDLE FUNDS	VOCATIONAL EDUC.		8,180	1.03		.00	793,252	872,754
212	INTEREST IDLE FUNDS	DRIVER TRAINING		7,978	1.01		.00	793,252	872,754
212	INTEREST IDLE FUNDS	FOOD SERVICES		1,720	.22	12,000	1.37	793,252	872,754
212	INTEREST IDLE FUNDS	CAPITAL OUTLAY		9,045	1.14	18,600	2.13	793,252	872,754
212	INTEREST IDLE FUNDS	* LINE TOTAL *		47,688	6.01	38,600	4.42	793,252	872,754
213	OUTGOING TRANSFERS			30,000	5.24	39,081	5.38	572,578	726,846
213	OUTGOING TRANSFERS	* LINE TOTAL *		30,000	5.24	39,081	5.38	572,578	726,846
213	UNENCUMBERED CASH			253,384	44.25	267,355	36.78	572,578	726,846
213	UNENCUMBERED CASH	SPECIAL EDUCATION		20,205	3.53	20,205	2.78	572,578	726,846
213	UNENCUMBERED CASH	VOCATIONAL EDUC.		674	.12	574	.08	572,578	726,846
213	UNENCUMBERED CASH	DRIVER TRAINING		7,279	1.27	2,800	.39	572,578	726,846
213	UNENCUMBERED CASH	FOOD SERVICES		20,591	3.60	18,649	2.57	572,578	726,846
213	UNENCUMBERED CASH	CAPITAL OUTLAY		49,497	8.64	56,079	7.72	572,578	726,846
213	UNENCUMBERED CASH	TRANSPORTATION		47,172	8.24	36,683	5.05	572,578	726,846
213	UNENCUMBERED CASH	* LINE TOTAL *		398,802	69.65	402,345	55.35	572,578	726,846
213	INTEREST IDLE FUNDS	CAPITAL OUTLAY		33,365	5.83		.00	572,578	726,846
213	INTEREST IDLE FUNDS	* LINE TOTAL *		33,365	5.83		.00	572,578	726,846
214	OUTGOING TRANSFERS			186,000	4.04	30,000	.60	4,608,969	5,021,493
214	OUTGOING TRANSFERS	* LINE TOTAL *		186,000	4.04	30,000	.60	4,608,969	5,021,493
214	UNENCUMBERED CASH			1,035,218	22.46	1,274,515	25.38	4,608,969	5,021,493
214	UNENCUMBERED CASH	SPECIAL EDUCATION		275,137	5.97	169,663	3.38	4,608,969	5,021,493
214	UNENCUMBERED CASH	VOCATIONAL EDUC.		41,369	.90	48,781	.97	4,608,969	5,021,493
214	UNENCUMBERED CASH	DRIVER TRAINING		33,520	.73	37,022	.74	4,608,969	5,021,493
214	UNENCUMBERED CASH	FOOD SERVICES		56,551	1.23	77,584	1.55	4,608,969	5,021,493
214	UNENCUMBERED CASH	CAPITAL OUTLAY		2,261,468	49.07	2,516,857	50.12	4,608,969	5,021,493
214	UNENCUMBERED CASH	TRANSPORTATION		445,860	9.67	392,661	7.82	4,608,969	5,021,493
214	UNENCUMBERED CASH	ADULT EDUCATION		1,751	.04	1,190	.02	4,608,969	5,021,493
214	UNENCUMBERED CASH	BILINGUAL EDUCATION		34,740	.75	52,160	1.04	4,608,969	5,021,493
214	UNENCUMBERED CASH	* LINE TOTAL *		4,185,614	90.81	4,570,433	91.02	4,608,969	5,021,493
214	INTEREST IDLE FUNDS	CAPITAL OUTLAY		518,170	11.24	225,000	4.48	4,608,969	5,021,493
214	INTEREST IDLE FUNDS	* LINE TOTAL *		518,170	11.24	225,000	4.48	4,608,969	5,021,493
215	OUTGOING TRANSFERS			212,388	9.72	172,389	6.79	2,185,881	2,539,768
215	OUTGOING TRANSFERS	* LINE TOTAL *		212,388	9.72	172,389	6.79	2,185,881	2,539,768
215	UNENCUMBERED CASH			265,973	12.17	478,246	18.83	2,185,881	2,539,768
215	UNENCUMBERED CASH	SPECIAL EDUCATION		49,674	2.27	72,607	2.86	2,185,881	2,539,768
215	UNENCUMBERED CASH	DRIVER TRAINING		2,877	.13	13,875	.55	2,185,881	2,539,768
215	UNENCUMBERED CASH	FOOD SERVICES		44,823	2.05	43,680	1.72	2,185,881	2,539,768
215	UNENCUMBERED CASH	CAPITAL OUTLAY		868,445	39.73	860,817	33.89	2,185,881	2,539,768
215	UNENCUMBERED CASH	TRANSPORTATION		119,704	5.48	162,811	6.41	2,185,881	2,539,768
215	UNENCUMBERED CASH	* LINE TOTAL *		1,351,496	61.83	1,632,036	64.26	2,185,881	2,539,768
215	INTEREST IDLE FUNDS	SPECIAL EDUCATION		3,441	.16		.00	2,185,881	2,539,768
215	INTEREST IDLE FUNDS	CAPITAL OUTLAY		71,447	3.27	40,000	1.57	2,185,881	2,539,768
215	INTEREST IDLE FUNDS	TRANSPORTATION		34,915	1.60		.00	2,185,881	2,539,768
215	INTEREST IDLE FUNDS	* LINE TOTAL *		109,803	5.02	40,000	1.57	2,185,881	2,539,768

KNEA LISTING		SPECIAL FUNDS		84-85	PCT OF	85-86	PCT OF	84-85 GEN FUND	85-86 GEN FUND
USD	LINE	FUND		ACTUAL	TOTAL	BUDGET	TOTAL	ACTUAL	TOTAL
216	OUTGOING TRANSFERS			54,000	5.44	24,937	2.27	993,061	1,097,497
216	OUTGOING TRANSFERS	* LINE TOTAL *		54,000	5.44	24,937	2.27	993,061	1,097,497
216	UNENCUMBERED CASH			119,924	12.08	169,853	15.48	993,061	1,097,497
216	UNENCUMBERED CASH	SPECIAL EDUCATION		53,443	5.38	63,554	5.79	993,061	1,097,497
216	UNENCUMBERED CASH	DRIVER TRAINING		8,524	.86	5,635	.51	993,061	1,097,497
216	UNENCUMBERED CASH	FOOD SERVICES		19,552	1.97	16,325	1.49	993,061	1,097,497
216	UNENCUMBERED CASH	CAPITAL OUTLAY		683,427	68.82	380,453	34.67	993,061	1,097,497
216	UNENCUMBERED CASH	TRANSPORTATION		118,432	11.93	107,252	9.77	993,061	1,097,497
216	UNENCUMBERED CASH	* LINE TOTAL *		1,003,302	101.03	743,072	67.71	993,061	1,097,497
216	INTEREST IDLE FUNDS	SPECIAL EDUCATION		30,000	3.02	4,636	.42	993,061	1,097,497
216	INTEREST IDLE FUNDS	DRIVER TRAINING			.00	1,000	.09	993,061	1,097,497
216	INTEREST IDLE FUNDS	FOOD SERVICES		3,000	.30	20,000	1.82	993,061	1,097,497
216	INTEREST IDLE FUNDS	CAPITAL OUTLAY		97,541	9.82	40,000	3.64	993,061	1,097,497
216	INTEREST IDLE FUNDS	* LINE TOTAL *		130,541	13.15	65,636	5.98	993,061	1,097,497
217	OUTGOING TRANSFERS			74,000	6.75	64,000	5.32	1,095,521	1,201,952
217	OUTGOING TRANSFERS	* LINE TOTAL *		74,000	6.75	64,000	5.32	1,095,521	1,201,952
217	UNENCUMBERED CASH			218,069	19.91	261,214	21.73	1,095,521	1,201,952
217	UNENCUMBERED CASH	SPECIAL EDUCATION		12,479	1.14	19,115	1.59	1,095,521	1,201,952
217	UNENCUMBERED CASH	DRIVER TRAINING		2,366	.22	251	.02	1,095,521	1,201,952
217	UNENCUMBERED CASH	FOOD SERVICES		10,972	1.00	10,896	.91	1,095,521	1,201,952
217	UNENCUMBERED CASH	CAPITAL OUTLAY		297,222	27.13	340,070	28.29	1,095,521	1,201,952
217	UNENCUMBERED CASH	TRANSPORTATION		36,004	3.29	35,844	2.98	1,095,521	1,201,952
217	UNENCUMBERED CASH	ADULT EDUCATION		705	.06	405	.03	1,095,521	1,201,952
217	UNENCUMBERED CASH	* LINE TOTAL *		577,817	52.74	667,795	55.56	1,095,521	1,201,952
217	INTEREST IDLE FUNDS	SPECIAL EDUCATION			.00	5,334	.44	1,095,521	1,201,952
217	INTEREST IDLE FUNDS	DRIVER TRAINING			.00	2,343	.19	1,095,521	1,201,952
217	INTEREST IDLE FUNDS	FOOD SERVICES		3,654	.33	17,725	1.47	1,095,521	1,201,952
217	INTEREST IDLE FUNDS	CAPITAL OUTLAY		29,085	2.65	31,171	2.59	1,095,521	1,201,952
217	INTEREST IDLE FUNDS	TRANSPORTATION			.00	2,872	.24	1,095,521	1,201,952
217	INTEREST IDLE FUNDS	ADULT EDUCATION			.00	730	.06	1,095,521	1,201,952
217	INTEREST IDLE FUNDS	* LINE TOTAL *		32,739	2.99	60,175	5.01	1,095,521	1,201,952
218	OUTGOING TRANSFERS			156,876	7.85	182,000	8.11	1,997,152	2,243,000
218	OUTGOING TRANSFERS	* LINE TOTAL *		156,876	7.85	182,000	8.11	1,997,152	2,243,000
218	UNENCUMBERED CASH			409,733	20.52	464,687	20.72	1,997,152	2,243,000
218	UNENCUMBERED CASH	SPECIAL EDUCATION		6,086	.30	10,000	.45	1,997,152	2,243,000
218	UNENCUMBERED CASH	VOCATIONAL EDUC.			.00	10,000	.45	1,997,152	2,243,000
218	UNENCUMBERED CASH	DRIVER TRAINING			.00	10,000	.45	1,997,152	2,243,000
218	UNENCUMBERED CASH	FOOD SERVICES		867	.04	10,000	.45	1,997,152	2,243,000
218	UNENCUMBERED CASH	CAPITAL OUTLAY		212,314	10.63	228,077	10.17	1,997,152	2,243,000
218	UNENCUMBERED CASH	TRANSPORTATION			.00	10,140	.45	1,997,152	2,243,000
218	UNENCUMBERED CASH	* LINE TOTAL *		629,000	31.49	742,904	33.12	1,997,152	2,243,000
218	INTEREST IDLE FUNDS	SPECIAL EDUCATION		22,963	1.15	10,000	.45	1,997,152	2,243,000
218	INTEREST IDLE FUNDS	VOCATIONAL EDUC.		27,569	1.38	23,000	1.03	1,997,152	2,243,000
218	INTEREST IDLE FUNDS	DRIVER TRAINING		6,314	.32	7,000	.31	1,997,152	2,243,000
218	INTEREST IDLE FUNDS	FOOD SERVICES		13,122	.66	10,000	.45	1,997,152	2,243,000
218	INTEREST IDLE FUNDS	TRANSPORTATION		7,467	.37	10,000	.45	1,997,152	2,243,000
218	INTEREST IDLE FUNDS	BILINGUAL EDUCATION		1,000	.05		.00	1,997,152	2,243,000
218	INTEREST IDLE FUNDS	* LINE TOTAL *		78,435	3.93	60,000	2.67	1,997,152	2,243,000
219	OUTGOING TRANSFERS			64,000	7.87	47,500	5.34	813,235	890,000
219	OUTGOING TRANSFERS	* LINE TOTAL *		64,000	7.87	47,500	5.34	813,235	890,000
219	UNENCUMBERED CASH			233,599	28.72	298,491	33.54	813,235	890,000
219	UNENCUMBERED CASH	SPECIAL EDUCATION		38,036	4.68	38,538	4.33	813,235	890,000
219	UNENCUMBERED CASH	VOCATIONAL EDUC.		6,140	.76	6,140	.69	813,235	890,000
219	UNENCUMBERED CASH	DRIVER TRAINING		5,513	.68	5,593	.63	813,235	890,000
219	UNENCUMBERED CASH	FOOD SERVICES		28,064	3.45	31,001	3.48	813,235	890,000
219	UNENCUMBERED CASH	CAPITAL OUTLAY		70,588	8.68	84,886	9.54	813,235	890,000
219	UNENCUMBERED CASH	TRANSPORTATION		35,057	4.31	52,349	5.88	813,235	890,000
219	UNENCUMBERED CASH	* LINE TOTAL *		416,997	51.28	516,998	58.09	813,235	890,000
219	INTEREST IDLE FUNDS	SPECIAL EDUCATION		4,000	.49		.00	813,235	890,000
219	INTEREST IDLE FUNDS	FOOD SERVICES		9,000	1.11	9,000	1.01	813,235	890,000
219	INTEREST IDLE FUNDS	CAPITAL OUTLAY		34,290	4.22	30,000	3.37	813,235	890,000
219	INTEREST IDLE FUNDS	* LINE TOTAL *		47,290	5.82	39,000	4.38	813,235	890,000
220	OUTGOING TRANSFERS			33,500	3.02	57,054	4.68	1,109,015	1,219,775
220	OUTGOING TRANSFERS	* LINE TOTAL *		33,500	3.02	57,054	4.68	1,109,015	1,219,775
220	UNENCUMBERED CASH			284,526	25.66	242,759	19.90	1,109,015	1,219,775
220	UNENCUMBERED CASH	SPECIAL EDUCATION		51,051	4.60	36,429	2.99	1,109,015	1,219,775

KNEA LISTING		SPECIAL FUNDS		84-85		PCT OF		85-86		PCT OF		84-85 GEN FUND		85-86 GEN FUND	
USD	LINE	FUNDO	ACTUAL	TOTAL	BUDGET	TOTAL	ACTUAL	TOTAL	BUDGET	TOTAL	ACTUAL	TOTAL	BUDGET	TOTAL	
220	UNENCUMBERED CASH	DRIVER TRAINING	4,067	.37	4,251	.35	1,109,015				1,109,015		1,219,775		
220	UNENCUMBERED CASH	FOOD SERVICES	31,501	2.84	36,439	2.99	1,109,015				1,109,015		1,219,775		
220	UNENCUMBERED CASH	CAPITAL OUTLAY	36,611	3.30	120,364	9.87	1,109,015				1,109,015		1,219,775		
220	UNENCUMBERED CASH	TRANSPORTATION	57,116	5.15	39,412	3.23	1,109,015				1,109,015		1,219,775		
220	UNENCUMBERED CASH	* LINE TOTAL *	464,872	41.92	479,654	39.32	1,109,015				1,109,015		1,219,775		
220	INTEREST IDLE FUNDS	SPECIAL EDUCATION	12,000	1.08	2,369	.19	1,109,015				1,109,015		1,219,775		
220	INTEREST IDLE FUNDS	DRIVER TRAINING	1,500	.14	425	.03	1,109,015				1,109,015		1,219,775		
220	INTEREST IDLE FUNDS	FOOD SERVICES	26,000	2.34	17,747	1.45	1,109,015				1,109,015		1,219,775		
220	INTEREST IDLE FUNDS	CAPITAL OUTLAY	33,548	3.03	35,000	2.87	1,109,015				1,109,015		1,219,775		
220	INTEREST IDLE FUNDS	TRANSPORTATION	11,000	.99	10,588	.87	1,109,015				1,109,015		1,219,775		
220	INTEREST IDLE FUNDS	* LINE TOTAL *	84,048	7.58	66,129	5.42	1,109,015				1,109,015		1,219,775		
221	OUTGOING TRANSFERS		16,000	2.45	32,000	3.30	652,156				652,156		968,553		
221	OUTGOING TRANSFERS	* LINE TOTAL *	16,000	2.45	32,000	3.30	652,156				652,156		968,553		
221	UNENCUMBERED CASH		431,964	66.24	517,060	53.38	652,156				652,156		968,553		
221	UNENCUMBERED CASH	SPECIAL EDUCATION	64,376	9.87	70,226	7.25	652,156				652,156		968,553		
221	UNENCUMBERED CASH	VOCATIONAL EDUC.	52,310	8.02	52,870	5.46	652,156				652,156		968,553		
221	UNENCUMBERED CASH	DRIVER TRAINING	9,007	1.38	9,106	.94	652,156				652,156		968,553		
221	UNENCUMBERED CASH	FOOD SERVICES	40,131	6.15	30,719	3.17	652,156				652,156		968,553		
221	UNENCUMBERED CASH	CAPITAL OUTLAY	141,412	21.68	114,841	11.86	652,156				652,156		968,553		
221	UNENCUMBERED CASH	TRANSPORTATION	93,922	14.40	100,093	10.33	652,156				652,156		968,553		
221	UNENCUMBERED CASH	* LINE TOTAL *	833,122	127.75	894,915	92.40	652,156				652,156		968,553		
221	INTEREST IDLE FUNDS	SPECIAL EDUCATION	25,000	3.83	15,000	1.55	652,156				652,156		968,553		
221	INTEREST IDLE FUNDS	VOCATIONAL EDUC.	24,000	3.68	15,000	1.55	652,156				652,156		968,553		
221	INTEREST IDLE FUNDS	FOOD SERVICES		.00	8,000	.83	652,156				652,156		968,553		
221	INTEREST IDLE FUNDS	CAPITAL OUTLAY	15,555	2.39	10,000	1.03	652,156				652,156		968,553		
221	INTEREST IDLE FUNDS	TRANSPORTATION	5,000	.77		.00	652,156				652,156		968,553		
221	INTEREST IDLE FUNDS	* LINE TOTAL *	69,555	10.67	48,000	4.96	652,156				652,156		968,553		
222	OUTGOING TRANSFERS		93,274	6.83	95,000	5.35	1,365,731				1,365,731		1,776,722		
222	OUTGOING TRANSFERS	* LINE TOTAL *	93,274	6.83	95,000	5.35	1,365,731				1,365,731		1,776,722		
222	UNENCUMBERED CASH		183,112	13.41	339,050	19.08	1,365,731				1,365,731		1,776,722		
222	UNENCUMBERED CASH	SPECIAL EDUCATION	76,623	5.61	39,443	2.22	1,365,731				1,365,731		1,776,722		
222	UNENCUMBERED CASH	VOCATIONAL EDUC.	46,728	3.42	37,385	2.10	1,365,731				1,365,731		1,776,722		
222	UNENCUMBERED CASH	DRIVER TRAINING	13,814	1.01	22,336	1.26	1,365,731				1,365,731		1,776,722		
222	UNENCUMBERED CASH	FOOD SERVICES	15,076	1.10	20,282	1.14	1,365,731				1,365,731		1,776,722		
222	UNENCUMBERED CASH	CAPITAL OUTLAY	137,835	10.09	132,322	7.45	1,365,731				1,365,731		1,776,722		
222	UNENCUMBERED CASH	TRANSPORTATION	105,321	7.71	126,480	7.12	1,365,731				1,365,731		1,776,722		
222	UNENCUMBERED CASH	* LINE TOTAL *	578,509	42.36	717,298	40.37	1,365,731				1,365,731		1,776,722		
222	INTEREST IDLE FUNDS	SPECIAL EDUCATION		.00	13,000	.73	1,365,731				1,365,731		1,776,722		
222	INTEREST IDLE FUNDS	FOOD SERVICES	8,326	.61	15,000	.84	1,365,731				1,365,731		1,776,722		
222	INTEREST IDLE FUNDS	CAPITAL OUTLAY	61,085	4.47	50,000	2.81	1,365,731				1,365,731		1,776,722		
222	INTEREST IDLE FUNDS	* LINE TOTAL *	69,411	5.08	78,000	4.39	1,365,731				1,365,731		1,776,722		
223	OUTGOING TRANSFERS		251,873	15.41	181,500	10.48	1,634,966				1,634,966		1,732,694		
223	OUTGOING TRANSFERS	* LINE TOTAL *	251,873	15.41	181,500	10.48	1,634,966				1,634,966		1,732,694		
223	UNENCUMBERED CASH		268,487	16.42	339,894	19.62	1,634,966				1,634,966		1,732,694		
223	UNENCUMBERED CASH	COOP SPECIAL EDUC.		.00	4,142	.24	1,634,966				1,634,966		1,732,694		
223	UNENCUMBERED CASH	FOOD SERVICES	3,643	.22		.00	1,634,966				1,634,966		1,732,694		
223	UNENCUMBERED CASH	CAPITAL OUTLAY	8,523	.53	13,064	.75	1,634,966				1,634,966		1,732,694		
223	UNENCUMBERED CASH	* LINE TOTAL *	280,723	17.17	357,100	20.51	1,634,966				1,634,966		1,732,694		
223	INTEREST IDLE FUNDS	CAPITAL OUTLAY	53,214	3.25	78,221	4.51	1,634,966				1,634,966		1,732,694		
223	INTEREST IDLE FUNDS	* LINE TOTAL *	53,214	3.25	78,221	4.51	1,634,966				1,634,966		1,732,694		
224	OUTGOING TRANSFERS		45,000	3.30	161,286	9.56	1,363,723				1,363,723		1,686,989		
224	OUTGOING TRANSFERS	* LINE TOTAL *	45,000	3.30	161,286	9.56	1,363,723				1,363,723		1,686,989		
224	UNENCUMBERED CASH		394,192	28.91	464,512	27.53	1,363,723				1,363,723		1,686,989		
224	UNENCUMBERED CASH	SPECIAL EDUCATION	31,380	2.30	35,221	2.09	1,363,723				1,363,723		1,686,989		
224	UNENCUMBERED CASH	VOCATIONAL EDUC.	5,142	.38	5,017	.30	1,363,723				1,363,723		1,686,989		
224	UNENCUMBERED CASH	DRIVER TRAINING	2,795	.20	2,625	.16	1,363,723				1,363,723		1,686,989		
224	UNENCUMBERED CASH	FOOD SERVICES	23,887	1.75	21,256	1.26	1,363,723				1,363,723		1,686,989		
224	UNENCUMBERED CASH	CAPITAL OUTLAY	315,731	23.15	229,545	13.61	1,363,723				1,363,723		1,686,989		
224	UNENCUMBERED CASH	TRANSPORTATION	25,115	1.84	29,166	1.73	1,363,723				1,363,723		1,686,989		
224	UNENCUMBERED CASH	* LINE TOTAL *	798,242	58.53	787,342	46.67	1,363,723				1,363,723		1,686,989		
224	INTEREST IDLE FUNDS	SPECIAL EDUCATION	41,000	3.01	20,000	1.19	1,363,723				1,363,723		1,686,989		
224	INTEREST IDLE FUNDS	VOCATIONAL EDUC.	10,000	.73	8,000	.47	1,363,723				1,363,723		1,686,989		
224	INTEREST IDLE FUNDS	FOOD SERVICES	15,000	1.10		.00	1,363,723				1,363,723		1,686,989		
224	INTEREST IDLE FUNDS	CAPITAL OUTLAY	21,888	1.61	25,000	1.48	1,363,723				1,363,723		1,686,989		
224	INTEREST IDLE FUNDS	TRANSPORTATION		.00	5,000	.30	1,363,723				1,363,723		1,686,989		
224	INTEREST IDLE FUNDS	* LINE TOTAL *	87,888	6.44	58,000	3.44	1,363,723				1,363,723		1,686,989		

KNEA LISTING		SPECIAL FUNDS		84-85	PCT OF	85-86	PCT OF	84-85 GEN FUND	85-86 GEN FUND
SD	LINE	FUND		ACTUAL	TOTAL	BUDGET	TOTAL	ACTUAL TOTAL	BUDGET TOTAL
25	OUTGOING TRANSFERS			50,073	6.88	72,103	8.73	727,577	826,019
25	OUTGOING TRANSFERS	* LINE TOTAL *		50,073	6.88	72,103	8.73	727,577	826,019
25	UNENCUMBERED CASH			231,385	31.80	211,382	25.59	727,577	826,019
25	UNENCUMBERED CASH	SPECIAL EDUCATION		1,030	.14	1,030	.12	727,577	826,019
25	UNENCUMBERED CASH	VOCATIONAL EDUC.		4,372	.60	4,959	.60	727,577	826,019
25	UNENCUMBERED CASH	FOOD SERVICES		5,053	.69	1,051	.13	727,577	826,019
25	UNENCUMBERED CASH	CAPITAL OUTLAY		110,470	15.18	142,507	17.25	727,577	826,019
25	UNENCUMBERED CASH	TRANSPORTATION		15,211	2.09	5,496	.67	727,577	826,019
25	UNENCUMBERED CASH	* LINE TOTAL *		367,521	50.51	366,425	44.36	727,577	826,019
25	INTEREST IDLE FUNDS	VOCATIONAL EDUC.			.00	385	.05	727,577	826,019
25	INTEREST IDLE FUNDS	DRIVER TRAINING			.00	1,500	.18	727,577	826,019
25	INTEREST IDLE FUNDS	FOOD SERVICES			.00	5,000	.61	727,577	826,019
25	INTEREST IDLE FUNDS	CAPITAL OUTLAY		24,954	3.43	7,000	.85	727,577	826,019
25	INTEREST IDLE FUNDS	TRANSPORTATION			.00	4,500	.54	727,577	826,019
25	INTEREST IDLE FUNDS	* LINE TOTAL *		24,954	3.43	18,385	2.23	727,577	826,019
26	OUTGOING TRANSFERS			156,325	9.95	123,645	7.45	1,571,306	1,659,469
26	OUTGOING TRANSFERS	* LINE TOTAL *		156,325	9.95	123,645	7.45	1,571,306	1,659,469
26	UNENCUMBERED CASH			398,816	25.38	239,979	14.46	1,571,306	1,659,469
26	UNENCUMBERED CASH	SPECIAL EDUCATION		65,051	4.14	65,630	3.95	1,571,306	1,659,469
26	UNENCUMBERED CASH	VOCATIONAL EDUC.		83,085	5.29	79,516	4.79	1,571,306	1,659,469
26	UNENCUMBERED CASH	DRIVER TRAINING		8,939	.57	11,068	.67	1,571,306	1,659,469
26	UNENCUMBERED CASH	FOOD SERVICES		19,172	1.22	19,024	1.15	1,571,306	1,659,469
26	UNENCUMBERED CASH	CAPITAL OUTLAY		229,895	14.63	140,969	8.49	1,571,306	1,659,469
26	UNENCUMBERED CASH	TRANSPORTATION		100,211	6.38	105,834	6.38	1,571,306	1,659,469
26	UNENCUMBERED CASH	* LINE TOTAL *		905,169	57.61	662,020	39.89	1,571,306	1,659,469
26	INTEREST IDLE FUNDS	SPECIAL EDUCATION		13,038	.83	13,000	.78	1,571,306	1,659,469
26	INTEREST IDLE FUNDS	CAPITAL OUTLAY		72,352	4.60	70,000	4.22	1,571,306	1,659,469
26	INTEREST IDLE FUNDS	* LINE TOTAL *		85,390	5.43	83,000	5.00	1,571,306	1,659,469
27	OUTGOING TRANSFERS			76,174	7.14	111,393	9.92	1,067,357	1,122,364
27	OUTGOING TRANSFERS	* LINE TOTAL *		76,174	7.14	111,393	9.92	1,067,357	1,122,364
27	UNENCUMBERED CASH			195,085	18.28	187,137	16.67	1,067,357	1,122,364
27	UNENCUMBERED CASH	SPECIAL EDUCATION		5,804	.54	6,335	.56	1,067,357	1,122,364
27	UNENCUMBERED CASH	VOCATIONAL EDUC.		9,947	.93	12,154	1.08	1,067,357	1,122,364
27	UNENCUMBERED CASH	DRIVER TRAINING		2,651	.25	1,581	.14	1,067,357	1,122,364
27	UNENCUMBERED CASH	FOOD SERVICES		17,652	1.65	17,701	1.58	1,067,357	1,122,364
27	UNENCUMBERED CASH	CAPITAL OUTLAY		110,906	10.39	146,803	13.08	1,067,357	1,122,364
27	UNENCUMBERED CASH	TRANSPORTATION		3,710	.35	4,045	.36	1,067,357	1,122,364
27	UNENCUMBERED CASH	* LINE TOTAL *		345,755	32.39	375,756	33.48	1,067,357	1,122,364
27	INTEREST IDLE FUNDS	FOOD SERVICES		1,618	.15	30,000	2.67	1,067,357	1,122,364
27	INTEREST IDLE FUNDS	* LINE TOTAL *		1,618	.15	30,000	2.67	1,067,357	1,122,364
28	OUTGOING TRANSFERS			107,382	15.43	146,000	20.01	695,834	729,585
28	OUTGOING TRANSFERS	* LINE TOTAL *		107,382	15.43	146,000	20.01	695,834	729,585
28	UNENCUMBERED CASH			202,302	29.07	171,905	23.56	695,834	729,585
28	UNENCUMBERED CASH	SPECIAL EDUCATION		49,191	7.07	50,417	6.91	695,834	729,585
28	UNENCUMBERED CASH	VOCATIONAL EDUC.		22,904	3.29	24,302	3.33	695,834	729,585
28	UNENCUMBERED CASH	DRIVER TRAINING		3,189	.46	3,479	.48	695,834	729,585
28	UNENCUMBERED CASH	FOOD SERVICES		22,127	3.18	21,274	2.92	695,834	729,585
28	UNENCUMBERED CASH	CAPITAL OUTLAY		155,791	22.39	210,455	28.85	695,834	729,585
28	UNENCUMBERED CASH	TRANSPORTATION		38,399	5.52	41,847	5.74	695,834	729,585
28	UNENCUMBERED CASH	* LINE TOTAL *		493,903	70.98	523,679	71.78	695,834	729,585
28	INTEREST IDLE FUNDS	SPECIAL EDUCATION		19,144	2.75	25,000	3.43	695,834	729,585
28	INTEREST IDLE FUNDS	VOCATIONAL EDUC.			.00	10,000	1.37	695,834	729,585
28	INTEREST IDLE FUNDS	DRIVER TRAINING			.00	2,000	.27	695,834	729,585
28	INTEREST IDLE FUNDS	FOOD SERVICES			.00	20,000	2.74	695,834	729,585
28	INTEREST IDLE FUNDS	CAPITAL OUTLAY			.00	10,000	1.37	695,834	729,585
28	INTEREST IDLE FUNDS	TRANSPORTATION		18,366	2.64	25,000	3.43	695,834	729,585
28	INTEREST IDLE FUNDS	* LINE TOTAL *		37,510	5.39	92,000	12.61	695,834	729,585
29	OUTGOING TRANSFERS			1,220,000	9.48	1,158,000	7.58	12,873,047	15,271,260
29	OUTGOING TRANSFERS	* LINE TOTAL *		1,220,000	9.48	1,158,000	7.58	12,873,047	15,271,260
29	UNENCUMBERED CASH			1,213,100	9.42	1,622,524	10.62	12,873,047	15,271,260
29	UNENCUMBERED CASH	SPECIAL EDUCATION		525	.00	2,016	.01	12,873,047	15,271,260
29	UNENCUMBERED CASH	VOCATIONAL EDUC.		1,244	.01	1,517	.01	12,873,047	15,271,260
29	UNENCUMBERED CASH	DRIVER TRAINING		7,255	.06	15,614	.10	12,873,047	15,271,260
29	UNENCUMBERED CASH	FOOD SERVICES		63,938	.50	111,669	.73	12,873,047	15,271,260
29	UNENCUMBERED CASH	CAPITAL OUTLAY		1,702,981	13.23	1,062,066	6.95	12,873,047	15,271,260
29	UNENCUMBERED CASH	TRANSPORTATION		1,240	.01	20,954	.14	12,873,047	15,271,260
29	UNENCUMBERED CASH	* LINE TOTAL *		2,990,283	23.23	2,836,360	18.57	12,873,047	15,271,260

KNEA LISTING		SPECIAL FUNDS		84-85	PCT OF	85-86	PCT OF	84-85 GEN FUND	85-86 GEN FUND
USD	LINE	FUND		ACTUAL	TOTAL	BUDGET	TOTAL	ACTUAL	TOTAL
229	INTEREST IDLE FUNDS	CAPITAL OUTLAY		469,802	3.65	430,293	2.82	12,873,047	15,271,260
229	INTEREST IDLE FUNDS	* LINE TOTAL *		469,802	3.65	430,293	2.82	12,873,047	15,271,260
230	OUTGOING TRANSFERS			421,842	11.80	619,000	14.68	3,574,974	4,217,771
230	OUTGOING TRANSFERS	* LINE TOTAL *		421,842	11.80	619,000	14.68	3,574,974	4,217,771
230	UNENCUMBERED CASH			465,884	13.03	573,024	13.59	3,574,974	4,217,771
230	UNENCUMBERED CASH	SPECIAL EDUCATION		2,157	.06	3,269	.08	3,574,974	4,217,771
230	UNENCUMBERED CASH	DRIVER TRAINING		3,288	.09	4,468	.11	3,574,974	4,217,771
230	UNENCUMBERED CASH	FOOD SERVICES		4,628	.13	15,002	.36	3,574,974	4,217,771
230	UNENCUMBERED CASH	CAPITAL OUTLAY		172,871	4.94	145,936	3.46	3,574,974	4,217,771
230	UNENCUMBERED CASH	TRANSPORTATION		33,175	.93	80,542	1.91	3,574,974	4,217,771
230	UNENCUMBERED CASH	* LINE TOTAL *		682,003	19.08	822,241	19.49	3,574,974	4,217,771
230	INTEREST IDLE FUNDS	SPECIAL EDUCATION			.00	10,000	.24	3,574,974	4,217,771
230	INTEREST IDLE FUNDS	FOOD SERVICES		6,000	.17	1,000	.02	3,574,974	4,217,771
230	INTEREST IDLE FUNDS	CAPITAL OUTLAY		69,120	1.93	20,000	.47	3,574,974	4,217,771
230	INTEREST IDLE FUNDS	* LINE TOTAL *		75,120	2.10	31,000	.73	3,574,974	4,217,771
231	OUTGOING TRANSFERS			323,403	7.20	115,500	2.32	4,492,383	4,978,719
231	OUTGOING TRANSFERS	* LINE TOTAL *		323,403	7.20	115,500	2.32	4,492,383	4,978,719
231	UNENCUMBERED CASH			384,971	8.57	583,351	11.72	4,492,383	4,978,719
231	UNENCUMBERED CASH	SPECIAL EDUCATION		276,670	6.16	296,148	5.95	4,492,383	4,978,719
231	UNENCUMBERED CASH	VOCATIONAL EDUC.		40,741	.91	10,000	.20	4,492,383	4,978,719
231	UNENCUMBERED CASH	DRIVER TRAINING		1,800	.04	2,557	.05	4,492,383	4,978,719
231	UNENCUMBERED CASH	FOOD SERVICES		58,476	1.30	85,993	1.73	4,492,383	4,978,719
231	UNENCUMBERED CASH	CAPITAL OUTLAY		117,865	2.62	182,431	3.66	4,492,383	4,978,719
231	UNENCUMBERED CASH	TRANSPORTATION		2,120	.05	3,118	.06	4,492,383	4,978,719
231	UNENCUMBERED CASH	* LINE TOTAL *		882,643	19.65	1,163,598	23.37	4,492,383	4,978,719
231	INTEREST IDLE FUNDS	SPECIAL EDUCATION			.00	10,000	.20	4,492,383	4,978,719
231	INTEREST IDLE FUNDS	FOOD SERVICES		4,255	.09	5,000	.10	4,492,383	4,978,719
231	INTEREST IDLE FUNDS	CAPITAL OUTLAY		99,885	2.22		.00	4,492,383	4,978,719
231	INTEREST IDLE FUNDS	TRANSPORTATION			.00	5,000	.10	4,492,383	4,978,719
231	INTEREST IDLE FUNDS	* LINE TOTAL *		104,140	2.32	20,000	.40	4,492,383	4,978,719
232	OUTGOING TRANSFERS			607,635	13.41	681,587	13.87	4,529,944	4,914,319
232	OUTGOING TRANSFERS	* LINE TOTAL *		607,635	13.41	681,587	13.87	4,529,944	4,914,319
232	UNENCUMBERED CASH			581,068	12.83	790,914	16.09	4,529,944	4,914,319
232	UNENCUMBERED CASH	SPECIAL EDUCATION		125,884	2.78	154,920	3.15	4,529,944	4,914,319
232	UNENCUMBERED CASH	VOCATIONAL EDUC.		55,772	1.23	55,227	1.12	4,529,944	4,914,319
232	UNENCUMBERED CASH	DRIVER TRAINING		7,899	.17	1,333	.03	4,529,944	4,914,319
232	UNENCUMBERED CASH	FOOD SERVICES		37,105	.82	37,480	.76	4,529,944	4,914,319
232	UNENCUMBERED CASH	CAPITAL OUTLAY		123,253	2.72	330,643	6.73	4,529,944	4,914,319
232	UNENCUMBERED CASH	TRANSPORTATION		122,416	2.70	124,169	2.53	4,529,944	4,914,319
232	UNENCUMBERED CASH	* LINE TOTAL *		1,053,397	23.25	1,494,686	30.41	4,529,944	4,914,319
232	INTEREST IDLE FUNDS	FOOD SERVICES			.00	500	.01	4,529,944	4,914,319
232	INTEREST IDLE FUNDS	CAPITAL OUTLAY		143,242	3.16	80,000	1.63	4,529,944	4,914,319
232	INTEREST IDLE FUNDS	* LINE TOTAL *		143,242	3.16	80,500	1.64	4,529,944	4,914,319
233	OUTGOING TRANSFERS			3,045,000	11.22	3,545,000	10.40	27,138,898	34,084,927
233	OUTGOING TRANSFERS	* LINE TOTAL *		3,045,000	11.22	3,545,000	10.40	27,138,898	34,084,927
233	UNENCUMBERED CASH			3,986,853	14.69	4,640,540	13.61	27,138,898	34,084,927
233	UNENCUMBERED CASH	SPECIAL EDUCATION		3,329	.01	10,064	.03	27,138,898	34,084,927
233	UNENCUMBERED CASH	COOP SPECIAL EDUC.		161,663	.60	806,349	2.37	27,138,898	34,084,927
233	UNENCUMBERED CASH	VOCATIONAL EDUC.		30,648	.11	5,650	.02	27,138,898	34,084,927
233	UNENCUMBERED CASH	DRIVER TRAINING		16,919	.06	5,102	.01	27,138,898	34,084,927
233	UNENCUMBERED CASH	FOOD SERVICES		64,388	.24	37,190	.11	27,138,898	34,084,927
233	UNENCUMBERED CASH	CAPITAL OUTLAY		1,699,688	6.26	899,550	2.64	27,138,898	34,084,927
233	UNENCUMBERED CASH	TRANSPORTATION		70,128	.26	60,895	.18	27,138,898	34,084,927
233	UNENCUMBERED CASH	* LINE TOTAL *		6,033,616	22.23	6,465,340	18.97	27,138,898	34,084,927
233	INTEREST IDLE FUNDS	CAPITAL OUTLAY		766,128	2.82	900,000	2.64	27,138,898	34,084,927
233	INTEREST IDLE FUNDS	* LINE TOTAL *		766,128	2.82	900,000	2.64	27,138,898	34,084,927
234	OUTGOING TRANSFERS			433,667	9.19	523,500	10.14	4,718,151	5,164,856
234	OUTGOING TRANSFERS	* LINE TOTAL *		433,667	9.19	523,500	10.14	4,718,151	5,164,856
234	UNENCUMBERED CASH			585,344	12.41	679,661	13.16	4,718,151	5,164,856
234	UNENCUMBERED CASH	SPECIAL EDUCATION		79,582	1.69	73,780	1.43	4,718,151	5,164,856
234	UNENCUMBERED CASH	VOCATIONAL EDUC.		3,415	.07	3,350	.06	4,718,151	5,164,856
234	UNENCUMBERED CASH	DRIVER TRAINING		4,208	.09	5,435	.11	4,718,151	5,164,856
234	UNENCUMBERED CASH	FOOD SERVICES		48,741	1.03	24,808	.48	4,718,151	5,164,856
234	UNENCUMBERED CASH	CAPITAL OUTLAY		313,681	6.65	211,194	4.09	4,718,151	5,164,856
234	UNENCUMBERED CASH	TRANSPORTATION		53,621	1.14	31,861	.62	4,718,151	5,164,856

KNEA LISTING		SPECIAL FUNDS		84-85	PCT OF	85-86	PCT OF	84-85 GEN FUND	85-86 GEN FUND
USD	LINE	FUND		ACTUAL	TOTAL	BUDGET	TOTAL	ACTUAL TOTAL	BUDGET TOTAL
234	UNENCUMBERED CASH	* LINE TOTAL *		1,088,592	23.07	1,030,089	19.94	4,718,151	5,164,856
234	INTEREST IDLE FUNDS	VOCATIONAL EDUC.		5,500	.12	15,000	.29	4,718,151	5,164,856
234	INTEREST IDLE FUNDS	DRIVER TRAINING			.00	2,000	.04	4,718,151	5,164,856
234	INTEREST IDLE FUNDS	FOOD SERVICES		24,254	.51	65,000	1.26	4,718,151	5,164,856
234	INTEREST IDLE FUNDS	CAPITAL OUTLAY		101,279	2.15	110,000	2.13	4,718,151	5,164,856
234	INTEREST IDLE FUNDS	TRANSPORTATION		43,673	.93	44,000	.85	4,718,151	5,164,856
234	INTEREST IDLE FUNDS	ADULT EDUCATION			.00	780	.02	4,718,151	5,164,856
234	INTEREST IDLE FUNDS	* LINE TOTAL *		174,706	3.70	236,780	4.58	4,718,151	5,164,856
235	OUTGOING TRANSFERS			115,500	8.00	95,800	5.13	1,443,521	1,867,265
235	OUTGOING TRANSFERS	* LINE TOTAL *		115,500	8.00	95,800	5.13	1,443,521	1,867,265
235	UNENCUMBERED CASH			308,697	21.39	396,047	21.21	1,443,521	1,867,265
235	UNENCUMBERED CASH	SPECIAL EDUCATION		72,485	5.02	69,700	3.73	1,443,521	1,867,265
235	UNENCUMBERED CASH	VOCATIONAL EDUC.		25,459	1.76	255	.01	1,443,521	1,867,265
235	UNENCUMBERED CASH	DRIVER TRAINING		4,604	.32	4,090	.22	1,443,521	1,867,265
235	UNENCUMBERED CASH	FOOD SERVICES		60,613	4.29	46,258	2.48	1,443,521	1,867,265
235	UNENCUMBERED CASH	CAPITAL OUTLAY		175,360	12.15	194,927	10.44	1,443,521	1,867,265
235	UNENCUMBERED CASH	TRANSPORTATION		81,791	5.67	79,304	4.25	1,443,521	1,867,265
235	UNENCUMBERED CASH	* LINE TOTAL *		729,009	50.50	790,581	42.34	1,443,521	1,867,265
235	INTEREST IDLE FUNDS	FOOD SERVICES		12,048	.83	15,000	.80	1,443,521	1,867,265
235	INTEREST IDLE FUNDS	CAPITAL OUTLAY		68,593	4.75	75,000	4.02	1,443,521	1,867,265
235	INTEREST IDLE FUNDS	* LINE TOTAL *		80,641	5.59	90,000	4.82	1,443,521	1,867,265
237	OUTGOING TRANSFERS			10,000	.51	170,000	7.38	1,968,794	2,303,842
237	OUTGOING TRANSFERS	* LINE TOTAL *		10,000	.51	170,000	7.38	1,968,794	2,303,842
237	UNENCUMBERED CASH			362,143	18.39	352,164	15.29	1,968,794	2,303,842
237	UNENCUMBERED CASH	SPECIAL EDUCATION		81,417	4.14	19,665	.85	1,968,794	2,303,842
237	UNENCUMBERED CASH	VOCATIONAL EDUC.		51,228	2.60	3,970	.17	1,968,794	2,303,842
237	UNENCUMBERED CASH	DRIVER TRAINING		6,479	.33	8,189	.36	1,968,794	2,303,842
237	UNENCUMBERED CASH	FOOD SERVICES		16,948	.86	8,043	.35	1,968,794	2,303,842
237	UNENCUMBERED CASH	CAPITAL OUTLAY		182,402	9.26	83,524	3.63	1,968,794	2,303,842
237	UNENCUMBERED CASH	TRANSPORTATION		107,401	5.46	87,613	3.80	1,968,794	2,303,842
237	UNENCUMBERED CASH	* LINE TOTAL *		808,018	41.04	563,168	24.44	1,968,794	2,303,842
237	INTEREST IDLE FUNDS	SPECIAL EDUCATION		2,583	.13	40,000	1.74	1,968,794	2,303,842
237	INTEREST IDLE FUNDS	VOCATIONAL EDUC.			.00	10,000	.43	1,968,794	2,303,842
237	INTEREST IDLE FUNDS	DRIVER TRAINING		5,000	.25		.00	1,968,794	2,303,842
237	INTEREST IDLE FUNDS	FOOD SERVICES		10,698	.54	20,000	.87	1,968,794	2,303,842
237	INTEREST IDLE FUNDS	CAPITAL OUTLAY		64,160	3.26		.00	1,968,794	2,303,842
237	INTEREST IDLE FUNDS	* LINE TOTAL *		82,441	4.19	70,000	3.04	1,968,794	2,303,842
238	OUTGOING TRANSFERS			59,470	7.90	61,000	7.22	753,038	845,000
238	OUTGOING TRANSFERS	* LINE TOTAL *		59,470	7.90	61,000	7.22	753,038	845,000
238	UNENCUMBERED CASH			158,896	21.10	159,236	18.73	753,038	845,000
238	UNENCUMBERED CASH	SPECIAL EDUCATION		6,585	.87	281	.03	753,038	845,000
238	UNENCUMBERED CASH	VOCATIONAL EDUC.		2,189	.29	7,343	.87	753,038	845,000
238	UNENCUMBERED CASH	DRIVER TRAINING		113	.02	3,807	.45	753,038	845,000
238	UNENCUMBERED CASH	FOOD SERVICES		518	.07	418	.05	753,038	845,000
238	UNENCUMBERED CASH	CAPITAL OUTLAY		8,056	1.07	12,335	1.46	753,038	845,000
238	UNENCUMBERED CASH	TRANSPORTATION		7,652	1.02	3,139	.37	753,038	845,000
238	UNENCUMBERED CASH	ADULT EDUCATION			.00	357	.04	753,038	845,000
238	UNENCUMBERED CASH	* LINE TOTAL *		184,009	24.44	185,916	22.00	753,038	845,000
238	INTEREST IDLE FUNDS	SPECIAL EDUCATION		4,020	.53	5,000	.59	753,038	845,000
238	INTEREST IDLE FUNDS	FOOD SERVICES		3,728	.50	6,000	.71	753,038	845,000
238	INTEREST IDLE FUNDS	CAPITAL OUTLAY		12,716	1.69	3,000	.36	753,038	845,000
238	INTEREST IDLE FUNDS	* LINE TOTAL *		20,464	2.72	14,000	1.66	753,038	845,000
239	OUTGOING TRANSFERS			158,520	9.84	153,946	7.56	1,610,536	2,037,417
239	OUTGOING TRANSFERS	* LINE TOTAL *		158,520	9.84	153,946	7.56	1,610,536	2,037,417
239	UNENCUMBERED CASH			590,488	36.66	568,826	27.92	1,610,536	2,037,417
239	UNENCUMBERED CASH	SPECIAL EDUCATION		100,651	6.25	142,369	5.99	1,610,536	2,037,417
239	UNENCUMBERED CASH	VOCATIONAL EDUC.		82,332	5.11	26,610	1.31	1,610,536	2,037,417
239	UNENCUMBERED CASH	DRIVER TRAINING		15,685	.97	14,753	.72	1,610,536	2,037,417
239	UNENCUMBERED CASH	FOOD SERVICES		26,636	1.65	28,128	1.28	1,610,536	2,037,417
239	UNENCUMBERED CASH	CAPITAL OUTLAY		83,463	5.18	159,425	7.82	1,610,536	2,037,417
239	UNENCUMBERED CASH	TRANSPORTATION		121,541	7.55	137,212	6.73	1,610,536	2,037,417
239	UNENCUMBERED CASH	* LINE TOTAL *		1,020,796	63.38	1,075,323	52.78	1,610,536	2,037,417
239	INTEREST IDLE FUNDS	SPECIAL EDUCATION		22,586	1.40		.00	1,610,536	2,037,417
239	INTEREST IDLE FUNDS	FOOD SERVICES			.00	5,000	.25	1,610,536	2,037,417
239	INTEREST IDLE FUNDS	CAPITAL OUTLAY		93,642	5.81	6,736	.33	1,610,536	2,037,417
239	INTEREST IDLE FUNDS	* LINE TOTAL *		116,228	7.22	11,736	.58	1,610,536	2,037,417

KNEA LISTING		SPECIAL FUNDS		84-85	PCT OF	85-86	PCT OF	84-85 GEN FUND	85-86 GEN FUND
USD	LINE	FUND		ACTUAL	TOTAL	BUDGET	TOTAL	ACTUAL	BUDGET
240	OUTGOING TRANSFERS			124,000	8.26	132,900	7.61	1,501,750	1,745,750
240	OUTGOING TRANSFERS	* LINE TOTAL *		124,000	8.26	132,900	7.61	1,501,750	1,745,750
240	UNENCUMBERED CASH			178,070	11.86	198,581	11.38	1,501,750	1,745,750
240	UNENCUMBERED CASH	SPECIAL EDUCATION		45,517	3.03	39,141	2.24	1,501,750	1,745,750
240	UNENCUMBERED CASH	VOCATIONAL EDUC.		15,690	1.04	13,011	.75	1,501,750	1,745,750
240	UNENCUMBERED CASH	DRIVER TRAINING		5,356	.36	6,487	.37	1,501,750	1,745,750
240	UNENCUMBERED CASH	FOOD SERVICES		27,784	1.85	31,295	1.79	1,501,750	1,745,750
240	UNENCUMBERED CASH	CAPITAL OUTLAY		43,375	2.89	168,594	9.66	1,501,750	1,745,750
240	UNENCUMBERED CASH	TRANSPORTATION		56,995	3.80	59,709	3.42	1,501,750	1,745,750
240	UNENCUMBERED CASH	* LINE TOTAL *		372,787	24.82	516,818	29.60	1,501,750	1,745,750
240	INTEREST IDLE FUNDS	FOOD SERVICES		12,247	.82	10,000	.57	1,501,750	1,745,750
240	INTEREST IDLE FUNDS	CAPITAL OUTLAY		42,424	2.82	40,000	2.29	1,501,750	1,745,750
240	INTEREST IDLE FUNDS	* LINE TOTAL *		54,671	3.64	50,000	2.86	1,501,750	1,745,750
241	OUTGOING TRANSFERS			39,508	4.16	47,957	4.52	948,795	1,061,884
241	OUTGOING TRANSFERS	* LINE TOTAL *		39,508	4.16	47,957	4.52	948,795	1,061,884
241	UNENCUMBERED CASH			120,530	12.70	209,664	19.74	948,795	1,061,884
241	UNENCUMBERED CASH	SPECIAL EDUCATION		10,336	1.09	3,112	.29	948,795	1,061,884
241	UNENCUMBERED CASH	VOCATIONAL EDUC.		9,526	1.00	4,728	.45	948,795	1,061,884
241	UNENCUMBERED CASH	DRIVER TRAINING		4,468	.47	2,094	.20	948,795	1,061,884
241	UNENCUMBERED CASH	FOOD SERVICES		32,902	3.47	22,318	2.10	948,795	1,061,884
241	UNENCUMBERED CASH	CAPITAL OUTLAY		158,379	16.69	103,663	9.76	948,795	1,061,884
241	UNENCUMBERED CASH	TRANSPORTATION		38,493	4.06	51,816	4.88	948,795	1,061,884
241	UNENCUMBERED CASH	* LINE TOTAL *		374,634	39.49	397,395	37.42	948,795	1,061,884
241	INTEREST IDLE FUNDS	SPECIAL EDUCATION		20,211	2.13	20,000	1.88	948,795	1,061,884
241	INTEREST IDLE FUNDS	VOCATIONAL EDUC.		11,358	1.20	10,000	.94	948,795	1,061,884
241	INTEREST IDLE FUNDS	DRIVER TRAINING		276	.03	1,775	.17	948,795	1,061,884
241	INTEREST IDLE FUNDS	FOOD SERVICES		4,907	.52	6,504	.61	948,795	1,061,884
241	INTEREST IDLE FUNDS	CAPITAL OUTLAY			.00	12,000	1.13	948,795	1,061,884
241	INTEREST IDLE FUNDS	* LINE TOTAL *		36,752	3.87	50,279	4.73	948,795	1,061,884
242	OUTGOING TRANSFERS			37,331	7.59	20,500	4.02	491,673	509,601
242	OUTGOING TRANSFERS	* LINE TOTAL *		37,331	7.59	20,500	4.02	491,673	509,601
242	UNENCUMBERED CASH			81,207	16.52	121,104	23.76	491,673	509,601
242	UNENCUMBERED CASH	SPECIAL EDUCATION		11,334	2.31	11,035	2.17	491,673	509,601
242	UNENCUMBERED CASH	VOCATIONAL EDUC.		4,356	.89	6,757	1.33	491,673	509,601
242	UNENCUMBERED CASH	DRIVER TRAINING		2,562	.52	2,538	.50	491,673	509,601
242	UNENCUMBERED CASH	FOOD SERVICES		10,390	2.11	12,399	2.43	491,673	509,601
242	UNENCUMBERED CASH	CAPITAL OUTLAY		24,392	4.96	20,010	3.93	491,673	509,601
242	UNENCUMBERED CASH	TRANSPORTATION		17,487	3.56	9,156	1.80	491,673	509,601
242	UNENCUMBERED CASH	* LINE TOTAL *		151,728	30.86	182,999	35.91	491,673	509,601
242	INTEREST IDLE FUNDS	SPECIAL EDUCATION		10,013	2.04	10,500	2.06	491,673	509,601
242	INTEREST IDLE FUNDS	VOCATIONAL EDUC.		300	.06		.00	491,673	509,601
242	INTEREST IDLE FUNDS	FOOD SERVICES		6,719	1.37	7,000	1.37	491,673	509,601
242	INTEREST IDLE FUNDS	* LINE TOTAL *		17,032	3.46	17,500	3.43	491,673	509,601
243	OUTGOING TRANSFERS			172,623	10.92	177,704	9.82	1,581,444	1,810,000
243	OUTGOING TRANSFERS	* LINE TOTAL *		172,623	10.92	177,704	9.82	1,581,444	1,810,000
243	UNENCUMBERED CASH			199,796	12.63	219,700	12.14	1,581,444	1,810,000
243	UNENCUMBERED CASH	SPECIAL EDUCATION		34,677	2.19	35,970	1.99	1,581,444	1,810,000
243	UNENCUMBERED CASH	VOCATIONAL EDUC.		30,272	1.91	31,883	1.76	1,581,444	1,810,000
243	UNENCUMBERED CASH	DRIVER TRAINING		7,665	.48	8,335	.46	1,581,444	1,810,000
243	UNENCUMBERED CASH	FOOD SERVICES		72,680	4.60	61,353	3.39	1,581,444	1,810,000
243	UNENCUMBERED CASH	CAPITAL OUTLAY		139,756	8.84	188,984	10.44	1,581,444	1,810,000
243	UNENCUMBERED CASH	TRANSPORTATION		45,023	2.85	49,071	2.71	1,581,444	1,810,000
243	UNENCUMBERED CASH	* LINE TOTAL *		529,869	33.51	595,296	32.89	1,581,444	1,810,000
243	INTEREST IDLE FUNDS	SPECIAL EDUCATION		14,157	.90		.00	1,581,444	1,810,000
243	INTEREST IDLE FUNDS	VOCATIONAL EDUC.		5,672	.36		.00	1,581,444	1,810,000
243	INTEREST IDLE FUNDS	FOOD SERVICES			.00	10,000	.55	1,581,444	1,810,000
243	INTEREST IDLE FUNDS	CAPITAL OUTLAY		26,693	1.69	10,000	.55	1,581,444	1,810,000
243	INTEREST IDLE FUNDS	TRANSPORTATION		13,204	.83		.00	1,581,444	1,810,000
243	INTEREST IDLE FUNDS	* LINE TOTAL *		59,726	3.78	20,000	1.10	1,581,444	1,810,000
244	OUTGOING TRANSFERS			33,000	1.25	176,000	5.68	2,644,533	3,098,067
244	OUTGOING TRANSFERS	* LINE TOTAL *		33,000	1.25	176,000	5.68	2,644,533	3,098,067
244	UNENCUMBERED CASH			71,914	2.72	26,618	.86	2,644,533	3,098,067
244	UNENCUMBERED CASH	SPECIAL EDUCATION		96,115	3.63	113,614	3.67	2,644,533	3,098,067
244	UNENCUMBERED CASH	VOCATIONAL EDUC.		248,069	9.38	128,544	4.15	2,644,533	3,098,067
244	UNENCUMBERED CASH	DRIVER TRAINING		27,551	1.04	23,459	.76	2,644,533	3,098,067
244	UNENCUMBERED CASH	FOOD SERVICES		134,941	5.10	83,856	2.71	2,644,533	3,098,067

KNEA LISTING		SPECIAL FUNDS		84-85	PCT OF	85-86	PCT OF	84-85 GEN FUND	85-86 GEN FUND
USD	LINE	FUND		ACTUAL	TOTAL	BUDGET	TOTAL	ACTUAL TOTAL	BUDGET TOTAL
	244	UNENCUMBERED CASH	CAPITAL OUTLAY	407,113	15.39	1,534,092	49.52	2,644,533	3,098,067
	244	UNENCUMBERED CASH	TRANSPORTATION	183,919	6.95	197,331	6.37	2,644,533	3,098,067
	244	UNENCUMBERED CASH	* LINE TOTAL *	1,169,622	44.23	2,107,514	68.03	2,644,533	3,098,067
	244	INTEREST IDLE FUNDS	SPECIAL EDUCATION	86,084	3.26	50,000	1.61	2,644,533	3,098,067
	244	INTEREST IDLE FUNDS	CAPITAL OUTLAY	129,000	4.88	110,000	3.55	2,644,533	3,098,067
	244	INTEREST IDLE FUNDS	TRANSPORTATION		.00	90,000	2.91	2,644,533	3,098,067
	244	INTEREST IDLE FUNDS	* LINE TOTAL *	215,084	8.13	250,000	8.07	2,644,533	3,098,067
	245	OUTGOING TRANSFERS		82,800	6.89	69,000	5.14	1,201,043	1,341,491
	245	OUTGOING TRANSFERS	* LINE TOTAL *	82,800	6.89	69,000	5.14	1,201,043	1,341,491
	245	UNENCUMBERED CASH		92,146	7.67	136,378	10.17	1,201,043	1,341,491
	245	UNENCUMBERED CASH	SPECIAL EDUCATION	81,478	6.78	99,014	7.38	1,201,043	1,341,491
	245	UNENCUMBERED CASH	VOCATIONAL EDUC.	6,503	.54	8,003	.60	1,201,043	1,341,491
	245	UNENCUMBERED CASH	DRIVER TRAINING	7,263	.60	7,114	.53	1,201,043	1,341,491
	245	UNENCUMBERED CASH	FOOD SERVICES	46,225	3.85	46,875	3.49	1,201,043	1,341,491
	245	UNENCUMBERED CASH	CAPITAL OUTLAY	31,315	2.61	42,301	3.15	1,201,043	1,341,491
	245	UNENCUMBERED CASH	TRANSPORTATION	40,749	3.39	48,743	3.63	1,201,043	1,341,491
	245	UNENCUMBERED CASH	* LINE TOTAL *	305,679	25.45	388,428	28.95	1,201,043	1,341,491
	245	INTEREST IDLE FUNDS	SPECIAL EDUCATION	48,274	4.02		.00	1,201,043	1,341,491
	245	INTEREST IDLE FUNDS	* LINE TOTAL *	48,274	4.02		.00	1,201,043	1,341,491
	246	OUTGOING TRANSFERS		166,918	10.43	143,000	7.73	1,600,162	1,850,000
	246	OUTGOING TRANSFERS	* LINE TOTAL *	166,918	10.43	143,000	7.73	1,600,162	1,850,000
	246	UNENCUMBERED CASH		244,665	15.29	329,000	17.78	1,600,162	1,850,000
	246	UNENCUMBERED CASH	SPECIAL EDUCATION	16,838	1.05	29,111	1.57	1,600,162	1,850,000
	246	UNENCUMBERED CASH	DRIVER TRAINING	2,848	.18	4,146	.22	1,600,162	1,850,000
	246	UNENCUMBERED CASH	FOOD SERVICES	11,901	.74	31,087	1.68	1,600,162	1,850,000
	246	UNENCUMBERED CASH	CAPITAL OUTLAY	108,055	6.75	147,348	7.96	1,600,162	1,850,000
	246	UNENCUMBERED CASH	TRANSPORTATION	54,406	3.40	70,907	3.83	1,600,162	1,850,000
	246	UNENCUMBERED CASH	* LINE TOTAL *	438,713	27.42	611,599	33.06	1,600,162	1,850,000
	246	INTEREST IDLE FUNDS	CAPITAL OUTLAY	51,871	3.24	20,000	1.08	1,600,162	1,850,000
	246	INTEREST IDLE FUNDS	* LINE TOTAL *	51,871	3.24	20,000	1.08	1,600,162	1,850,000
	247	OUTGOING TRANSFERS		276,659	11.52	419,000	14.37	2,400,858	2,915,920
	247	OUTGOING TRANSFERS	* LINE TOTAL *	276,659	11.52	419,000	14.37	2,400,858	2,915,920
	247	UNENCUMBERED CASH		467,755	19.48	669,897	22.97	2,400,858	2,915,920
	247	UNENCUMBERED CASH	SPECIAL EDUCATION	34,429	1.43	34,039	1.17	2,400,858	2,915,920
	247	UNENCUMBERED CASH	VOCATIONAL EDUC.	51,748	2.16		.00	2,400,858	2,915,920
	247	UNENCUMBERED CASH	DRIVER TRAINING	8,797	.37	9,464	.32	2,400,858	2,915,920
	247	UNENCUMBERED CASH	FOOD SERVICES	57,969	2.41	58,741	2.01	2,400,858	2,915,920
	247	UNENCUMBERED CASH	CAPITAL OUTLAY	113,507	4.73	174,524	5.99	2,400,858	2,915,920
	247	UNENCUMBERED CASH	TRANSPORTATION	88,729	3.70	91,740	3.15	2,400,858	2,915,920
	247	UNENCUMBERED CASH	* LINE TOTAL *	822,934	34.28	1,038,405	35.61	2,400,858	2,915,920
	247	INTEREST IDLE FUNDS	SPECIAL EDUCATION		.00	1,819	.06	2,400,858	2,915,920
	247	INTEREST IDLE FUNDS	VOCATIONAL EDUC.	222	.01		.00	2,400,858	2,915,920
	247	INTEREST IDLE FUNDS	DRIVER TRAINING		.00	60	.00	2,400,858	2,915,920
	247	INTEREST IDLE FUNDS	FOOD SERVICES		.00	2,288	.08	2,400,858	2,915,920
	247	INTEREST IDLE FUNDS	CAPITAL OUTLAY	95,335	3.97	75,000	2.57	2,400,858	2,915,920
	247	INTEREST IDLE FUNDS	* LINE TOTAL *	95,557	3.98	79,167	2.71	2,400,858	2,915,920
	248	OUTGOING TRANSFERS		267,500	9.80	238,500	6.41	2,730,293	3,720,414
	248	OUTGOING TRANSFERS	* LINE TOTAL *	267,500	9.80	238,500	6.41	2,730,293	3,720,414
	248	UNENCUMBERED CASH		779,256	28.54	983,907	26.45	2,730,293	3,720,414
	248	UNENCUMBERED CASH	SPECIAL EDUCATION	27,969	1.02	28,673	.77	2,730,293	3,720,414
	248	UNENCUMBERED CASH	VOCATIONAL EDUC.	2,211	.08	1,545	.04	2,730,293	3,720,414
	248	UNENCUMBERED CASH	DRIVER TRAINING	897	.03	1,964	.05	2,730,293	3,720,414
	248	UNENCUMBERED CASH	FOOD SERVICES	13,313	.49	13,615	.37	2,730,293	3,720,414
	248	UNENCUMBERED CASH	CAPITAL OUTLAY	166,257	6.09	145,361	3.91	2,730,293	3,720,414
	248	UNENCUMBERED CASH	TRANSPORTATION	6,010	.22	13,616	.37	2,730,293	3,720,414
	248	UNENCUMBERED CASH	* LINE TOTAL *	995,913	36.48	1,188,681	31.95	2,730,293	3,720,414
	248	INTEREST IDLE FUNDS	CAPITAL OUTLAY	102,531	3.76	83,976	2.26	2,730,293	3,720,414
	248	INTEREST IDLE FUNDS	* LINE TOTAL *	102,531	3.76	83,976	2.26	2,730,293	3,720,414
	249	OUTGOING TRANSFERS		41,000	3.32	35,000	2.16	1,234,516	1,619,590
	249	OUTGOING TRANSFERS	* LINE TOTAL *	41,000	3.32	35,000	2.16	1,234,516	1,619,590
	249	UNENCUMBERED CASH		279,565	22.65	371,351	22.93	1,234,516	1,619,590
	249	UNENCUMBERED CASH	SPECIAL EDUCATION	45,894	3.72	35,023	2.16	1,234,516	1,619,590
	249	UNENCUMBERED CASH	VOCATIONAL EDUC.	85,751	6.95	4,646	.29	1,234,516	1,619,590
	249	UNENCUMBERED CASH	DRIVER TRAINING	1,217	.10	2,121	.13	1,234,516	1,619,590

KNEA LISTING			SPECIAL FUNDS		84-85		85-86		84-85 GEN FUND		85-86 GEN FUND	
USD	LINE	FUND	ACTUAL	PCT OF TOTAL	BUDGET	PCT OF TOTAL	ACTUAL	TOTAL	ACTUAL	TOTAL	BUDGET	TOTAL
249	UNENCUMBERED CASH	FOOD SERVICES	15,887	1.29		.57			1,234,516		1,619,590	
249	UNENCUMBERED CASH	CAPITAL OUTLAY	46,020	3.73		5.87			1,234,516		1,619,590	
249	UNENCUMBERED CASH	TRANSPORTATION	3,504	.28		2.02			1,234,516		1,619,590	
249	UNENCUMBERED CASH	* LINE TOTAL *	477,838	38.71		33.97		550,131	1,234,516		1,619,590	
249	INTEREST IDLE FUNDS	SPECIAL EDUCATION	14,633	1.19	12,000	.74			1,234,516		1,619,590	
249	INTEREST IDLE FUNDS	FOOD SERVICES	17,709	1.43	6,000	.37			1,234,516		1,619,590	
249	INTEREST IDLE FUNDS	CAPITAL OUTLAY	7,523	.61	8,000	.49			1,234,516		1,619,590	
249	INTEREST IDLE FUNDS	TRANSPORTATION	17,846	1.45	6,000	.37			1,234,516		1,619,590	
249	INTEREST IDLE FUNDS	* LINE TOTAL *	57,711	4.67	32,000	1.98			1,234,516		1,619,590	
250	OUTGOING TRANSFERS		201,174	3.16	210,014	2.89			6,362,408		7,269,174	
250	OUTGOING TRANSFERS	* LINE TOTAL *	201,174	3.16	210,014	2.89			6,362,408		7,269,174	
250	UNENCUMBERED CASH		744,257	11.70	1,143,579	15.73			6,362,408		7,269,174	
250	UNENCUMBERED CASH	SPECIAL EDUCATION	82,356	1.29	62,750	.86			6,362,408		7,269,174	
250	UNENCUMBERED CASH	COOP SPECIAL EDUC.	171,853	2.70	173,505	2.39			6,362,408		7,269,174	
250	UNENCUMBERED CASH	VOCATIONAL EDUC.	54,066	.85	6,632	.09			6,362,408		7,269,174	
250	UNENCUMBERED CASH	DRIVER TRAINING	15,922	.25	13,521	.19			6,362,408		7,269,174	
250	UNENCUMBERED CASH	FOOD SERVICES	59,844	.94	44,832	.62			6,362,408		7,269,174	
250	UNENCUMBERED CASH	CAPITAL OUTLAY	171,138	2.69	137,434	1.89			6,362,408		7,269,174	
250	UNENCUMBERED CASH	TRANSPORTATION	209,233	3.29	210,224	2.89			6,362,408		7,269,174	
250	UNENCUMBERED CASH	ADULT EDUCATION	764	.01	38	.00			6,362,408		7,269,174	
250	UNENCUMBERED CASH	* LINE TOTAL *	1,509,433	23.72	1,792,515	24.66			6,362,408		7,269,174	
250	INTEREST IDLE FUNDS	SPECIAL EDUCATION	112,907	1.77	90,000	1.24			6,362,408		7,269,174	
250	INTEREST IDLE FUNDS	VOCATIONAL EDUC.	65,359	1.03	19,999	.28			6,362,408		7,269,174	
250	INTEREST IDLE FUNDS	DRIVER TRAINING	1,715	.03	2,999	.04			6,362,408		7,269,174	
250	INTEREST IDLE FUNDS	FOOD SERVICES	8,557	.13	8,000	.11			6,362,408		7,269,174	
250	INTEREST IDLE FUNDS	CAPITAL OUTLAY	104,211	1.64	100,000	1.38			6,362,408		7,269,174	
250	INTEREST IDLE FUNDS	ADULT EDUCATION		.00	2,099	.03			6,362,408		7,269,174	
250	INTEREST IDLE FUNDS	* LINE TOTAL *	292,749	4.60	223,097	3.07			6,362,408		7,269,174	
251	OUTGOING TRANSFERS		88,771	4.54	76,000	3.22			1,956,434		2,358,450	
251	OUTGOING TRANSFERS	* LINE TOTAL *	88,771	4.54	76,000	3.22			1,956,434		2,358,450	
251	UNENCUMBERED CASH		259,010	13.24	432,109	18.32			1,956,434		2,358,450	
251	UNENCUMBERED CASH	SPECIAL EDUCATION	57,770	2.95	61,664	2.61			1,956,434		2,358,450	
251	UNENCUMBERED CASH	VOCATIONAL EDUC.	28,782	1.47	15,843	.67			1,956,434		2,358,450	
251	UNENCUMBERED CASH	DRIVER TRAINING	4,146	.21	2,767	.12			1,956,434		2,358,450	
251	UNENCUMBERED CASH	FOOD SERVICES	24,032	1.23	24,507	1.04			1,956,434		2,358,450	
251	UNENCUMBERED CASH	CAPITAL OUTLAY	97,357	4.98	163,588	6.94			1,956,434		2,358,450	
251	UNENCUMBERED CASH	TRANSPORTATION	64,861	3.32	59,729	2.53			1,956,434		2,358,450	
251	UNENCUMBERED CASH	* LINE TOTAL *	535,958	27.39	760,207	32.23			1,956,434		2,358,450	
251	INTEREST IDLE FUNDS	SPECIAL EDUCATION	57,921	2.96	11,994	.51			1,956,434		2,358,450	
251	INTEREST IDLE FUNDS	VOCATIONAL EDUC.		.00	2,200	.09			1,956,434		2,358,450	
251	INTEREST IDLE FUNDS	DRIVER TRAINING	6,337	.32	1,233	.05			1,956,434		2,358,450	
251	INTEREST IDLE FUNDS	FOOD SERVICES	1,248	.06		.00			1,956,434		2,358,450	
251	INTEREST IDLE FUNDS	TRANSPORTATION		.00	100	.00			1,956,434		2,358,450	
251	INTEREST IDLE FUNDS	* LINE TOTAL *	65,506	3.35	15,527	.66			1,956,434		2,358,450	
252	OUTGOING TRANSFERS		110,000	6.39	98,000	5.00			1,722,513		1,961,310	
252	OUTGOING TRANSFERS	* LINE TOTAL *	110,000	6.39	98,000	5.00			1,722,513		1,961,310	
252	UNENCUMBERED CASH		334,225	19.40	421,018	21.47			1,722,513		1,961,310	
252	UNENCUMBERED CASH	SPECIAL EDUCATION	98,382	5.71	97,859	4.99			1,722,513		1,961,310	
252	UNENCUMBERED CASH	VOCATIONAL EDUC.	74,144	4.30	70,991	3.62			1,722,513		1,961,310	
252	UNENCUMBERED CASH	DRIVER TRAINING	24,151	1.40	23,374	1.19			1,722,513		1,961,310	
252	UNENCUMBERED CASH	FOOD SERVICES	86,929	5.05	80,490	4.10			1,722,513		1,961,310	
252	UNENCUMBERED CASH	CAPITAL OUTLAY	190,110	11.04	221,397	11.29			1,722,513		1,961,310	
252	UNENCUMBERED CASH	TRANSPORTATION	84,725	4.92	84,688	4.32			1,722,513		1,961,310	
252	UNENCUMBERED CASH	* LINE TOTAL *	892,666	51.82	999,817	50.98			1,722,513		1,961,310	
252	INTEREST IDLE FUNDS	SPECIAL EDUCATION	9,360	.54	5,000	.25			1,722,513		1,961,310	
252	INTEREST IDLE FUNDS	VOCATIONAL EDUC.	7,306	.42	5,000	.25			1,722,513		1,961,310	
252	INTEREST IDLE FUNDS	DRIVER TRAINING	1,653	.10		.00			1,722,513		1,961,310	
252	INTEREST IDLE FUNDS	FOOD SERVICES	22,937	1.33	18,000	.92			1,722,513		1,961,310	
252	INTEREST IDLE FUNDS	CAPITAL OUTLAY	39,190	2.28		.00			1,722,513		1,961,310	
252	INTEREST IDLE FUNDS	TRANSPORTATION	17,875	1.04	10,000	.51			1,722,513		1,961,310	
252	INTEREST IDLE FUNDS	* LINE TOTAL *	98,321	5.71	38,000	1.94			1,722,513		1,961,310	
253	OUTGOING TRANSFERS		696,575	7.09	721,210	6.50			9,827,874		11,103,830	
253	OUTGOING TRANSFERS	* LINE TOTAL *	696,575	7.09	721,210	6.50			9,827,874		11,103,830	
253	UNENCUMBERED CASH		1,030,210	10.48	1,181,517	10.64			9,827,874		11,103,830	
253	UNENCUMBERED CASH	SPECIAL EDUCATION	171,793	1.75	189,426	1.71			9,827,874		11,103,830	
253	UNENCUMBERED CASH	COOP SPECIAL EDUC.	190,700	1.94	269,491	2.43			9,827,874		11,103,830	
253	UNENCUMBERED CASH	VOCATIONAL EDUC.	471,058	4.79	266,681	2.40			9,827,874		11,103,830	

KNEA LISTING SPECIAL FUNDS

USD LINE	FUND	84-85 ACTUAL	PCT OF TOTAL	85-86 BUDGET	PCT OF TOTAL	84-85 GEN FUND ACTUAL TOTAL	85-86 GEN FUND BUDGET TOTAL
253 UNENCUMBERED CASH	DRIVER TRAINING	2,627	.03	24,774	.22	9,827,874	11,103,830
253 UNENCUMBERED CASH	FOOD SERVICES	116,432	1.18	117,904	1.06	9,827,874	11,103,830
253 UNENCUMBERED CASH	CAPITAL OUTLAY	430,869	4.38	585,166	5.27	9,827,874	11,103,830
253 UNENCUMBERED CASH	TRANSPORTATION	204,117	2.08	161,209	1.45	9,827,874	11,103,830
253 UNENCUMBERED CASH	ADULT EDUCATION	3,793	.04	6,788	.06	9,827,874	11,103,830
253 UNENCUMBERED CASH	* LINE TOTAL *	2,621,599	26.68	2,802,956	25.24	9,827,874	11,103,830
253 INTEREST IDLE FUNDS	SPECIAL EDUCATION	45,000	.46	36,374	.33	9,827,874	11,103,830
253 INTEREST IDLE FUNDS	VOCATIONAL EDUC.	3,568	.04	3,500	.03	9,827,874	11,103,830
253 INTEREST IDLE FUNDS	DRIVER TRAINING	34,018	.35	27,500	.25	9,827,874	11,103,830
253 INTEREST IDLE FUNDS	CAPITAL OUTLAY	341,726	3.48	250,000	2.25	9,827,874	11,103,830
253 INTEREST IDLE FUNDS	ADULT EDUCATION		.00	7,000	.06	9,827,874	11,103,830
253 INTEREST IDLE FUNDS	* LINE TOTAL *	424,312	4.32	324,374	2.92	9,827,874	11,103,830
254 OUTGOING TRANSFERS		250,000	9.39	122,712	4.13	2,661,935	2,974,572
254 OUTGOING TRANSFERS	* LINE TOTAL *	250,000	9.39	122,712	4.13	2,661,935	2,974,572
254 UNENCUMBERED CASH		502,301	18.87	380,517	12.79	2,661,935	2,974,572
254 UNENCUMBERED CASH	SPECIAL EDUCATION	137,545	5.17	151,288	5.09	2,661,935	2,974,572
254 UNENCUMBERED CASH	VOCATIONAL EDUC.	70,447	2.65	79,400	2.67	2,661,935	2,974,572
254 UNENCUMBERED CASH	DRIVER TRAINING	4,651	.17	4,636	.16	2,661,935	2,974,572
254 UNENCUMBERED CASH	FOOD SERVICES	72,202	2.71	67,542	2.27	2,661,935	2,974,572
254 UNENCUMBERED CASH	CAPITAL OUTLAY	299,515	11.25	370,288	12.45	2,661,935	2,974,572
254 UNENCUMBERED CASH	TRANSPORTATION	118,530	4.45	133,031	4.47	2,661,935	2,974,572
254 UNENCUMBERED CASH	* LINE TOTAL *	1,205,191	45.27	1,186,702	39.89	2,661,935	2,974,572
254 INTEREST IDLE FUNDS	CAPITAL OUTLAY	167,082	6.28	100,000	3.36	2,661,935	2,974,572
254 INTEREST IDLE FUNDS	* LINE TOTAL *	167,082	6.28	100,000	3.36	2,661,935	2,974,572
255 OUTGOING TRANSFERS		120,650	8.69	117,650	8.03	1,387,958	1,465,620
255 OUTGOING TRANSFERS	* LINE TOTAL *	120,650	8.69	117,650	8.03	1,387,958	1,465,620
255 UNENCUMBERED CASH		209,172	15.07	182,899	12.48	1,387,958	1,465,620
255 UNENCUMBERED CASH	SPECIAL EDUCATION	10,745	.77	14,178	.97	1,387,958	1,465,620
255 UNENCUMBERED CASH	VOCATIONAL EDUC.	10,238	.74	12,418	.85	1,387,958	1,465,620
255 UNENCUMBERED CASH	DRIVER TRAINING	1,078	.08	2,965	.20	1,387,958	1,465,620
255 UNENCUMBERED CASH	FOOD SERVICES	22,228	1.60	22,462	1.53	1,387,958	1,465,620
255 UNENCUMBERED CASH	CAPITAL OUTLAY	68,821	4.96	54,034	3.69	1,387,958	1,465,620
255 UNENCUMBERED CASH	TRANSPORTATION	19,830	1.43	19,486	1.33	1,387,958	1,465,620
255 UNENCUMBERED CASH	* LINE TOTAL *	342,112	24.65	308,442	21.05	1,387,958	1,465,620
255 INTEREST IDLE FUNDS	CAPITAL OUTLAY	55,534	4.00	55,000	3.75	1,387,958	1,465,620
255 INTEREST IDLE FUNDS	TRANSPORTATION		.00	20,000	1.36	1,387,958	1,465,620
255 INTEREST IDLE FUNDS	* LINE TOTAL *	55,534	4.00	75,000	5.12	1,387,958	1,465,620
256 OUTGOING TRANSFERS		142,213	12.05	40,000	3.04	1,180,533	1,317,309
256 OUTGOING TRANSFERS	* LINE TOTAL *	142,213	12.05	40,000	3.04	1,180,533	1,317,309
256 UNENCUMBERED CASH		198,634	16.83	310,334	23.56	1,180,533	1,317,309
256 UNENCUMBERED CASH	SPECIAL EDUCATION	40,551	3.43	57,949	4.40	1,180,533	1,317,309
256 UNENCUMBERED CASH	VOCATIONAL EDUC.	9,122	.77		.00	1,180,533	1,317,309
256 UNENCUMBERED CASH	DRIVER TRAINING	7,824	.66	6,536	.50	1,180,533	1,317,309
256 UNENCUMBERED CASH	FOOD SERVICES	36,698	3.11	40,732	3.09	1,180,533	1,317,309
256 UNENCUMBERED CASH	CAPITAL OUTLAY	170,883	14.48	238,960	18.14	1,180,533	1,317,309
256 UNENCUMBERED CASH	TRANSPORTATION	56,897	4.82	54,837	4.16	1,180,533	1,317,309
256 UNENCUMBERED CASH	* LINE TOTAL *	520,609	44.10	709,348	53.85	1,180,533	1,317,309
256 INTEREST IDLE FUNDS	CAPITAL OUTLAY	65,256	5.53	50,000	3.80	1,180,533	1,317,309
256 INTEREST IDLE FUNDS	* LINE TOTAL *	65,256	5.53	50,000	3.80	1,180,533	1,317,309
257 OUTGOING TRANSFERS		187,891	4.47	261,000	5.52	4,202,426	4,724,500
257 OUTGOING TRANSFERS	* LINE TOTAL *	187,891	4.47	261,000	5.52	4,202,426	4,724,500
257 UNENCUMBERED CASH		662,406	15.76	820,943	17.38	4,202,426	4,724,500
257 UNENCUMBERED CASH	SPECIAL EDUCATION	80,244	1.91	82,158	1.74	4,202,426	4,724,500
257 UNENCUMBERED CASH	VOCATIONAL EDUC.	97,709	2.33	92,559	1.96	4,202,426	4,724,500
257 UNENCUMBERED CASH	DRIVER TRAINING	22,312	.53	15,788	.33	4,202,426	4,724,500
257 UNENCUMBERED CASH	FOOD SERVICES	74,488	1.77	47,924	1.01	4,202,426	4,724,500
257 UNENCUMBERED CASH	CAPITAL OUTLAY	272,818	6.49	264,661	5.60	4,202,426	4,724,500
257 UNENCUMBERED CASH	TRANSPORTATION	38,080	.91	72,631	1.54	4,202,426	4,724,500
257 UNENCUMBERED CASH	* LINE TOTAL *	1,248,057	29.70	1,396,664	29.56	4,202,426	4,724,500
257 INTEREST IDLE FUNDS	VOCATIONAL EDUC.	12,948	.31	30,000	.63	4,202,426	4,724,500
257 INTEREST IDLE FUNDS	DRIVER TRAINING		.00	1,500	.03	4,202,426	4,724,500
257 INTEREST IDLE FUNDS	FOOD SERVICES		.00	36,500	.77	4,202,426	4,724,500
257 INTEREST IDLE FUNDS	CAPITAL OUTLAY	81,125	1.93	80,000	1.69	4,202,426	4,724,500
257 INTEREST IDLE FUNDS	TRANSPORTATION	55,034	1.31	300	.01	4,202,426	4,724,500
257 INTEREST IDLE FUNDS	* LINE TOTAL *	149,107	3.55	148,300	3.14	4,202,426	4,724,500

KNEA LISTING		SPECIAL FUNDS		84-85	PCT OF	85-86	PCT OF	84-85 GEN FUND	85-86 GEN FUND
USD	LINE	FUND		ACTUAL	TOTAL	BUDGET	TOTAL	ACTUAL TOTAL	BUDGET TOTAL
258	OUTGOING TRANSFERS			152,076	8.65	235,300	10.84	1,757,234	2,170,820
258	OUTGOING TRANSFERS	* LINE TOTAL *		152,076	8.65	235,300	10.84	1,757,234	2,170,820
258	UNENCUMBERED CASH			307,931	17.52	414,053	19.07	1,757,234	2,170,820
258	UNENCUMBERED CASH	SPECIAL EDUCATION		5,762	.33	9,442	.43	1,757,234	2,170,820
258	UNENCUMBERED CASH	VOCATIONAL EDUC.		28,340	1.61	11,915	.55	1,757,234	2,170,820
258	UNENCUMBERED CASH	DRIVER TRAINING		6,094	.35	332	.02	1,757,234	2,170,820
258	UNENCUMBERED CASH	FOOD SERVICES		13,700	.78	6,136	.28	1,757,234	2,170,820
258	UNENCUMBERED CASH	CAPITAL OUTLAY		33,929	1.93	36,887	1.70	1,757,234	2,170,820
258	UNENCUMBERED CASH	TRANSPORTATION		52,347	2.98	24,854	1.14	1,757,234	2,170,820
258	UNENCUMBERED CASH	* LINE TOTAL *		448,103	25.50	503,619	23.20	1,757,234	2,170,820
258	INTEREST IDLE FUNDS	SPECIAL EDUCATION		3,006	.17	1,999	.09	1,757,234	2,170,820
258	INTEREST IDLE FUNDS	VOCATIONAL EDUC.		36,985	2.10	24,999	1.15	1,757,234	2,170,820
258	INTEREST IDLE FUNDS	FOOD SERVICES		10,459	.60	8,500	.39	1,757,234	2,170,820
258	INTEREST IDLE FUNDS	* LINE TOTAL *		50,450	2.87	35,498	1.64	1,757,234	2,170,820
259	OUTGOING TRANSFERS			9,911,700	9.15	9,903,700	8.05	108,346,218	123,091,300
259	OUTGOING TRANSFERS	* LINE TOTAL *		9,911,700	9.15	9,903,700	8.05	108,346,218	123,091,300
259	UNENCUMBERED CASH			13,272,017	12.25	14,023,838	11.39	108,346,218	123,091,300
259	UNENCUMBERED CASH	SPECIAL EDUCATION		3,353,902	3.10	2,994,853	2.43	108,346,218	123,091,300
259	UNENCUMBERED CASH	VOCATIONAL EDUC.		2,777,655	2.56	2,907,991	2.36	108,346,218	123,091,300
259	UNENCUMBERED CASH	DRIVER TRAINING		337,879	.31	497,184	.40	108,346,218	123,091,300
259	UNENCUMBERED CASH	FOOD SERVICES		1,920,441	1.77	2,047,413	1.66	108,346,218	123,091,300
259	UNENCUMBERED CASH	CAPITAL OUTLAY		4,917,522	4.54	4,738,294	3.85	108,346,218	123,091,300
259	UNENCUMBERED CASH	TRANSPORTATION		1,104,355	1.02	1,111,519	.90	108,346,218	123,091,300
259	UNENCUMBERED CASH	ADULT EDUCATION		88	.00	2,942	.00	108,346,218	123,091,300
259	UNENCUMBERED CASH	ADULT SUPPLEMENTARY		4,432	.00	548	.00	108,346,218	123,091,300
259	UNENCUMBERED CASH	BILINGUAL EDUCATION		124,802	.12	287,821	.23	108,346,218	123,091,300
259	UNENCUMBERED CASH	* LINE TOTAL *		27,813,093	25.67	28,612,393	23.24	108,346,218	123,091,300
259	INTEREST IDLE FUNDS	SPECIAL EDUCATION		1,369,914	1.26	1,462,233	1.19	108,346,218	123,091,300
259	INTEREST IDLE FUNDS	VOCATIONAL EDUC.		354,859	.33	151,560	.12	108,346,218	123,091,300
259	INTEREST IDLE FUNDS	DRIVER TRAINING		300,621	.28	67,079	.05	108,346,218	123,091,300
259	INTEREST IDLE FUNDS	FOOD SERVICES		200,126	.18	161,262	.13	108,346,218	123,091,300
259	INTEREST IDLE FUNDS	CAPITAL OUTLAY		969,691	.89	400,000	.32	108,346,218	123,091,300
259	INTEREST IDLE FUNDS	TRANSPORTATION		461,443	.43	123	.00	108,346,218	123,091,300
259	INTEREST IDLE FUNDS	BILINGUAL EDUCATION		347,248	.32	150,849	.12	108,346,218	123,091,300
259	INTEREST IDLE FUNDS	* LINE TOTAL *		4,003,972	3.70	2,393,106	1.94	108,346,218	123,091,300
260	OUTGOING TRANSFERS			1,308,560	10.42	1,120,800	8.24	12,557,563	13,606,351
260	OUTGOING TRANSFERS	* LINE TOTAL *		1,308,560	10.42	1,120,800	8.24	12,557,563	13,606,351
260	UNENCUMBERED CASH			1,235,646	9.84	1,057,053	7.77	12,557,563	13,606,351
260	UNENCUMBERED CASH	SPECIAL EDUCATION		258,167	2.06	313,412	2.30	12,557,563	13,606,351
260	UNENCUMBERED CASH	VOCATIONAL EDUC.		93,334	.74	90,029	.66	12,557,563	13,606,351
260	UNENCUMBERED CASH	DRIVER TRAINING		21,319	.17	70,530	.52	12,557,563	13,606,351
260	UNENCUMBERED CASH	FOOD SERVICES		81,807	.65	145,711	1.07	12,557,563	13,606,351
260	UNENCUMBERED CASH	CAPITAL OUTLAY		1,311,210	10.44	1,203,524	8.85	12,557,563	13,606,351
260	UNENCUMBERED CASH	TRANSPORTATION		238,838	1.90	262,965	1.93	12,557,563	13,606,351
260	UNENCUMBERED CASH	ADULT SUPPLEMENTARY		78	.00	1,076	.01	12,557,563	13,606,351
260	UNENCUMBERED CASH	* LINE TOTAL *		3,240,399	25.80	3,144,300	23.11	12,557,563	13,606,351
260	INTEREST IDLE FUNDS	CAPITAL OUTLAY		366,618	2.92	300,000	2.20	12,557,563	13,606,351
260	INTEREST IDLE FUNDS	* LINE TOTAL *		366,618	2.92	300,000	2.20	12,557,563	13,606,351
261	OUTGOING TRANSFERS			848,000	11.81	742,000	9.55	7,177,721	7,768,653
261	OUTGOING TRANSFERS	* LINE TOTAL *		848,000	11.81	742,000	9.55	7,177,721	7,768,653
261	UNENCUMBERED CASH			695,834	9.69	801,243	10.31	7,177,721	7,768,653
261	UNENCUMBERED CASH	SPECIAL EDUCATION		170,164	2.37	191,765	2.47	7,177,721	7,768,653
261	UNENCUMBERED CASH	VOCATIONAL EDUC.		61,560	.86	105,258	1.35	7,177,721	7,768,653
261	UNENCUMBERED CASH	DRIVER TRAINING		6,937	.10	14,169	.18	7,177,721	7,768,653
261	UNENCUMBERED CASH	FOOD SERVICES		16,394	.23	8,946	.12	7,177,721	7,768,653
261	UNENCUMBERED CASH	CAPITAL OUTLAY		46,796	.65	378,691	4.87	7,177,721	7,768,653
261	UNENCUMBERED CASH	TRANSPORTATION		71,551	1.00	60,835	.78	7,177,721	7,768,653
261	UNENCUMBERED CASH	ADULT SUPPLEMENTARY		1,307	.02	697	.01	7,177,721	7,768,653
261	UNENCUMBERED CASH	* LINE TOTAL *		1,070,543	14.91	1,561,604	20.10	7,177,721	7,768,653
261	INTEREST IDLE FUNDS	CAPITAL OUTLAY		155,110	2.16	110,000	1.42	7,177,721	7,768,653
261	INTEREST IDLE FUNDS	* LINE TOTAL *		155,110	2.16	110,000	1.42	7,177,721	7,768,653
262	OUTGOING TRANSFERS			305,000	7.36	329,000	6.49	4,145,083	5,066,235
262	OUTGOING TRANSFERS	* LINE TOTAL *		305,000	7.36	329,000	6.49	4,145,083	5,066,235
262	UNENCUMBERED CASH			822,312	19.84	953,590	18.82	4,145,083	5,066,235
262	UNENCUMBERED CASH	SPECIAL EDUCATION		95,138	2.30	84,869	1.68	4,145,083	5,066,235
262	UNENCUMBERED CASH	VOCATIONAL EDUC.		35,017	.84	21,869	.43	4,145,083	5,066,235

KNEA LISTING SPECIAL FUNDS

USD	LINE	FUND	84-85 ACTUAL	PCT OF TOTAL	85-86 BUDGET	PCT OF TOTAL	84-85 GEN FUND ACTUAL TOTAL	85-86 GEN FUND BUDGET TOTAL
262	UNENCUMBERED CASH	DRIVER TRAINING	24,662	.59	19,705	.39	4,145,083	5,066,235
262	UNENCUMBERED CASH	FOOD SERVICES	87,508	2.11	87,784	1.73	4,145,083	5,066,235
262	UNENCUMBERED CASH	CAPITAL OUTLAY	767,590	18.52	928,264	18.32	4,145,083	5,066,235
262	UNENCUMBERED CASH	TRANSPORTATION	77,252	1.86	70,262	1.39	4,145,083	5,066,235
262	UNENCUMBERED CASH	* LINE TOTAL *	1,909,479	46.07	2,166,343	42.76	4,145,083	5,066,235
262	INTEREST IDLE FUNDS	FOOD SERVICES	14,855	.36	15,000	.30	4,145,083	5,066,235
262	INTEREST IDLE FUNDS	CAPITAL OUTLAY	176,998	4.27	140,000	2.76	4,145,083	5,066,235
262	INTEREST IDLE FUNDS	* LINE TOTAL *	191,853	4.63	155,000	3.06	4,145,083	5,066,235
263	OUTGOING TRANSFERS		65,000	2.01	65,000	1.75	3,236,316	3,704,104
263	OUTGOING TRANSFERS	* LINE TOTAL *	65,000	2.01	65,000	1.75	3,236,316	3,704,104
263	UNENCUMBERED CASH		530,650	16.40	669,990	18.09	3,236,316	3,704,104
263	UNENCUMBERED CASH	SPECIAL EDUCATION	841,580	26.00	720,540	19.45	3,236,316	3,704,104
263	UNENCUMBERED CASH	VOCATIONAL EDUC.	95,074	2.94	69,133	1.87	3,236,316	3,704,104
263	UNENCUMBERED CASH	DRIVER TRAINING	88,042	2.72	63,755	1.72	3,236,316	3,704,104
263	UNENCUMBERED CASH	FOOD SERVICES	116,589	3.60	98,457	2.66	3,236,316	3,704,104
263	UNENCUMBERED CASH	CAPITAL OUTLAY	1,321,397	40.83	1,418,761	38.30	3,236,316	3,704,104
263	UNENCUMBERED CASH	TRANSPORTATION	644,188	19.90	584,322	15.77	3,236,316	3,704,104
263	UNENCUMBERED CASH	* LINE TOTAL *	3,637,520	112.40	3,624,958	97.86	3,236,316	3,704,104
263	INTEREST IDLE FUNDS	SPECIAL EDUCATION	90,000	2.78		.00	3,236,316	3,704,104
263	INTEREST IDLE FUNDS	CAPITAL OUTLAY	282,383	8.73	100,000	2.70	3,236,316	3,704,104
263	INTEREST IDLE FUNDS	* LINE TOTAL *	372,383	11.51	100,000	2.70	3,236,316	3,704,104
264	OUTGOING TRANSFERS		209,500	8.15	248,000	8.24	2,570,292	3,010,300
264	OUTGOING TRANSFERS	* LINE TOTAL *	209,500	8.15	248,000	8.24	2,570,292	3,010,300
264	UNENCUMBERED CASH		207,571	8.08	220,134	7.31	2,570,292	3,010,300
264	UNENCUMBERED CASH	SPECIAL EDUCATION	5,425	.21	71	.00	2,570,292	3,010,300
264	UNENCUMBERED CASH	VOCATIONAL EDUC.	1,118	.04	5,718	.19	2,570,292	3,010,300
264	UNENCUMBERED CASH	DRIVER TRAINING	98	.00	3,852	.13	2,570,292	3,010,300
264	UNENCUMBERED CASH	FOOD SERVICES	5,066	.20	4,365	.15	2,570,292	3,010,300
264	UNENCUMBERED CASH	CAPITAL OUTLAY	44,590	1.73	96,536	3.21	2,570,292	3,010,300
264	UNENCUMBERED CASH	TRANSPORTATION	15,671	.61	23,718	.79	2,570,292	3,010,300
264	UNENCUMBERED CASH	* LINE TOTAL *	279,539	10.88	354,394	11.77	2,570,292	3,010,300
264	INTEREST IDLE FUNDS	FOOD SERVICES		.00	6,000	.20	2,570,292	3,010,300
264	INTEREST IDLE FUNDS	CAPITAL OUTLAY	70,071	2.73	50,000	1.66	2,570,292	3,010,300
264	INTEREST IDLE FUNDS	* LINE TOTAL *	70,071	2.73	56,000	1.86	2,570,292	3,010,300
265	OUTGOING TRANSFERS		50,000	1.22	50,000	1.08	4,082,129	4,645,864
265	OUTGOING TRANSFERS	* LINE TOTAL *	50,000	1.22	50,000	1.08	4,082,129	4,645,864
265	UNENCUMBERED CASH		970,213	23.77	955,953	20.58	4,082,129	4,645,864
265	UNENCUMBERED CASH	SPECIAL EDUCATION	108,890	2.67	88,946	1.91	4,082,129	4,645,864
265	UNENCUMBERED CASH	DRIVER TRAINING	22,958	.56	19,669	.42	4,082,129	4,645,864
265	UNENCUMBERED CASH	FOOD SERVICES	64,898	1.59	69,116	1.49	4,082,129	4,645,864
265	UNENCUMBERED CASH	CAPITAL OUTLAY	661,014	16.19	423,792	9.12	4,082,129	4,645,864
265	UNENCUMBERED CASH	TRANSPORTATION	151,560	3.71	155,374	3.34	4,082,129	4,645,864
265	UNENCUMBERED CASH	* LINE TOTAL *	1,979,533	48.49	1,712,850	36.87	4,082,129	4,645,864
265	INTEREST IDLE FUNDS	SPECIAL EDUCATION	105,053	2.57	125,000	2.69	4,082,129	4,645,864
265	INTEREST IDLE FUNDS	DRIVER TRAINING	2	.00		.00	4,082,129	4,645,864
265	INTEREST IDLE FUNDS	FOOD SERVICES	4,890	.12	20,000	.43	4,082,129	4,645,864
265	INTEREST IDLE FUNDS	CAPITAL OUTLAY	109,345	2.68	80,000	1.72	4,082,129	4,645,864
265	INTEREST IDLE FUNDS	TRANSPORTATION	18	.00	3,000	.06	4,082,129	4,645,864
265	INTEREST IDLE FUNDS	BILINGUAL EDUCATION	11	.00		.00	4,082,129	4,645,864
265	INTEREST IDLE FUNDS	* LINE TOTAL *	219,319	5.37	228,000	4.91	4,082,129	4,645,864
266	OUTGOING TRANSFERS		257,770	7.17	388,994	8.11	3,594,761	4,797,590
266	OUTGOING TRANSFERS	* LINE TOTAL *	257,770	7.17	388,994	8.11	3,594,761	4,797,590
266	UNENCUMBERED CASH		505,745	14.07	760,426	15.85	3,594,761	4,797,590
266	UNENCUMBERED CASH	SPECIAL EDUCATION	20,561	.57	5,037	.10	3,594,761	4,797,590
266	UNENCUMBERED CASH	VOCATIONAL EDUC.	9,007	.25	1,253	.03	3,594,761	4,797,590
266	UNENCUMBERED CASH	DRIVER TRAINING	1,275	.04	2,047	.04	3,594,761	4,797,590
266	UNENCUMBERED CASH	FOOD SERVICES	32,664	.91	29,302	.61	3,594,761	4,797,590
266	UNENCUMBERED CASH	CAPITAL OUTLAY	168,654	4.69	29,003	.58	3,594,761	4,797,590
266	UNENCUMBERED CASH	TRANSPORTATION	70,220	1.95	402	.01	3,594,761	4,797,590
266	UNENCUMBERED CASH	* LINE TOTAL *	808,126	22.48	826,470	17.23	3,594,761	4,797,590
266	INTEREST IDLE FUNDS	FOOD SERVICES		.00	10,000	.21	3,594,761	4,797,590
266	INTEREST IDLE FUNDS	CAPITAL OUTLAY	55,436	1.54	60,000	1.25	3,594,761	4,797,590
266	INTEREST IDLE FUNDS	TRANSPORTATION		.00	10,000	.21	3,594,761	4,797,590
266	INTEREST IDLE FUNDS	* LINE TOTAL *	55,436	1.54	80,000	1.67	3,594,761	4,797,590
267	OUTGOING TRANSFERS		180,000	4.98	125,000	2.89	3,612,343	4,328,463
267	OUTGOING TRANSFERS	* LINE TOTAL *	180,000	4.98	125,000	2.89	3,612,343	4,328,463

KNEA LISTING		SPECIAL FUNDS		84-85	PCT OF	85-86	PCT OF	84-85 GEN FUND	85-86 GEN FUND
USD	LINE	FUND		ACTUAL	TOTAL	BUDGET	TOTAL	ACTUAL TOTAL	BUDGET TOTAL
267	UNENCUMBERED CASH			973,614	26.95	1,081,200	24.98	3,612,343	4,328,463
267	UNENCUMBERED CASH	SPECIAL EDUCATION		107,555	2.98	161,741	3.74	3,612,343	4,328,463
267	UNENCUMBERED CASH	VOCATIONAL EDUC.		17,212	.48	9,226	.19	3,612,343	4,328,463
267	UNENCUMBERED CASH	DRIVER TRAINING		24,526	.68	23,665	.55	3,612,343	4,328,463
267	UNENCUMBERED CASH	FOOD SERVICES		171,621	4.75	139,088	3.21	3,612,343	4,328,463
267	UNENCUMBERED CASH	CAPITAL OUTLAY		163,298	4.52	280,254	6.47	3,612,343	4,328,463
267	UNENCUMBERED CASH	TRANSPORTATION		230,943	6.39	268,355	6.20	3,612,343	4,328,463
267	UNENCUMBERED CASH	BILINGUAL EDUCATION			.00	11	.00	3,612,343	4,328,463
267	UNENCUMBERED CASH	* LINE TOTAL *		1,688,779	46.75	1,962,540	45.34	3,612,343	4,328,463
267	INTEREST IDLE FUNDS	SPECIAL EDUCATION		91,332	2.53		.00	3,612,343	4,328,463
267	INTEREST IDLE FUNDS	VOCATIONAL EDUC.			.00	11,361	.26	3,612,343	4,328,463
267	INTEREST IDLE FUNDS	FOOD SERVICES		22,298	.62		.00	3,612,343	4,328,463
267	INTEREST IDLE FUNDS	CAPITAL OUTLAY		17,054	.47		.00	3,612,343	4,328,463
267	INTEREST IDLE FUNDS	TRANSPORTATION		51,976	1.44		.00	3,612,343	4,328,463
267	INTEREST IDLE FUNDS	BILINGUAL EDUCATION			.00	800	.02	3,612,343	4,328,463
267	INTEREST IDLE FUNDS	* LINE TOTAL *		182,660	5.06	12,161	.28	3,612,343	4,328,463
268	OUTGOING TRANSFERS			116,000	7.28	121,000	7.00	1,593,815	1,727,839
268	OUTGOING TRANSFERS	* LINE TOTAL *		116,000	7.28	121,000	7.00	1,593,815	1,727,839
268	UNENCUMBERED CASH			271,644	17.04	335,587	19.42	1,593,815	1,727,839
268	UNENCUMBERED CASH	SPECIAL EDUCATION		10,068	.63	10,098	.58	1,593,815	1,727,839
268	UNENCUMBERED CASH	DRIVER TRAINING		3,775	.24	3,310	.19	1,593,815	1,727,839
268	UNENCUMBERED CASH	FOOD SERVICES		16,411	1.03	22,331	1.29	1,593,815	1,727,839
268	UNENCUMBERED CASH	CAPITAL OUTLAY		81,133	5.09	21,957	1.27	1,593,815	1,727,839
268	UNENCUMBERED CASH	TRANSPORTATION		46,013	2.89	54,324	3.14	1,593,815	1,727,839
268	UNENCUMBERED CASH	ADULT SUPPLEMENTARY		926	.06	926	.05	1,593,815	1,727,839
268	UNENCUMBERED CASH	* LINE TOTAL *		429,970	26.98	448,533	25.96	1,593,815	1,727,839
268	INTEREST IDLE FUNDS	CAPITAL OUTLAY		55,454	3.48	45,000	2.60	1,593,815	1,727,839
268	INTEREST IDLE FUNDS	ADULT SUPPLEMENTARY			.00	1,000	.06	1,593,815	1,727,839
268	INTEREST IDLE FUNDS	* LINE TOTAL *		55,454	3.48	46,000	2.66	1,593,815	1,727,839
269	OUTGOING TRANSFERS			77,000	8.97	122,000	12.03	858,623	1,014,000
269	OUTGOING TRANSFERS	* LINE TOTAL *		77,000	8.97	122,000	12.03	858,623	1,014,000
269	UNENCUMBERED CASH			356,234	41.49	290,557	28.65	858,623	1,014,000
269	UNENCUMBERED CASH	SPECIAL EDUCATION		16,091	1.87	19,234	1.90	858,623	1,014,000
269	UNENCUMBERED CASH	VOCATIONAL EDUC.		36,609	4.26	23,568	2.32	858,623	1,014,000
269	UNENCUMBERED CASH	DRIVER TRAINING		3,401	.40	7,159	.71	858,623	1,014,000
269	UNENCUMBERED CASH	FOOD SERVICES		28,869	3.36	26,581	2.62	858,623	1,014,000
269	UNENCUMBERED CASH	CAPITAL OUTLAY		72,461	8.44	49,145	4.85	858,623	1,014,000
269	UNENCUMBERED CASH	TRANSPORTATION		56,303	6.56	49,049	4.84	858,623	1,014,000
269	UNENCUMBERED CASH	* LINE TOTAL *		569,968	66.38	465,293	45.89	858,623	1,014,000
269	INTEREST IDLE FUNDS	SPECIAL EDUCATION		34,963	4.07	30,000	2.96	858,623	1,014,000
269	INTEREST IDLE FUNDS	VOCATIONAL EDUC.		4,996	.58	8,000	.79	858,623	1,014,000
269	INTEREST IDLE FUNDS	DRIVER TRAINING		6,806	.79		.00	858,623	1,014,000
269	INTEREST IDLE FUNDS	FOOD SERVICES		8,174	.95		.00	858,623	1,014,000
269	INTEREST IDLE FUNDS	CAPITAL OUTLAY		9,070	1.06	10,000	.99	858,623	1,014,000
269	INTEREST IDLE FUNDS	* LINE TOTAL *		64,009	7.45	48,000	4.73	858,623	1,014,000
270	OUTGOING TRANSFERS			176,000	9.53	139,626	6.72	1,847,604	2,077,984
270	OUTGOING TRANSFERS	* LINE TOTAL *		176,000	9.53	139,626	6.72	1,847,604	2,077,984
270	UNENCUMBERED CASH			540,577	29.26	371,176	17.86	1,847,604	2,077,984
270	UNENCUMBERED CASH	SPECIAL EDUCATION		70,030	3.79	76,024	3.66	1,847,604	2,077,984
270	UNENCUMBERED CASH	VOCATIONAL EDUC.		74,284	4.02	73,268	3.53	1,847,604	2,077,984
270	UNENCUMBERED CASH	DRIVER TRAINING		7,631	.41	6,466	.31	1,847,604	2,077,984
270	UNENCUMBERED CASH	FOOD SERVICES		29,860	1.62	24,722	1.19	1,847,604	2,077,984
270	UNENCUMBERED CASH	CAPITAL OUTLAY		301,341	16.31	286,699	13.80	1,847,604	2,077,984
270	UNENCUMBERED CASH	TRANSPORTATION		119,728	6.48	125,157	6.02	1,847,604	2,077,984
270	UNENCUMBERED CASH	ADULT EDUCATION		5,853	.32	5,145	.25	1,847,604	2,077,984
270	UNENCUMBERED CASH	* LINE TOTAL *		1,149,304	62.21	968,657	46.62	1,847,604	2,077,984
270	INTEREST IDLE FUNDS	SPECIAL EDUCATION		20,394	1.10	10,000	.48	1,847,604	2,077,984
270	INTEREST IDLE FUNDS	VOCATIONAL EDUC.		29,472	1.60	5,000	.24	1,847,604	2,077,984
270	INTEREST IDLE FUNDS	DRIVER TRAINING			.00	1,000	.05	1,847,604	2,077,984
270	INTEREST IDLE FUNDS	FOOD SERVICES		5,000	.27	5,000	.24	1,847,604	2,077,984
270	INTEREST IDLE FUNDS	CAPITAL OUTLAY		57,413	3.11	10,000	.48	1,847,604	2,077,984
270	INTEREST IDLE FUNDS	TRANSPORTATION		13,853	.75	5,000	.24	1,847,604	2,077,984
270	INTEREST IDLE FUNDS	* LINE TOTAL *		126,132	6.83	36,000	1.73	1,847,604	2,077,984
271	OUTGOING TRANSFERS			144,600	9.85	109,000	6.77	1,468,423	1,610,000
271	OUTGOING TRANSFERS	* LINE TOTAL *		144,600	9.85	109,000	6.77	1,468,423	1,610,000
271	UNENCUMBERED CASH			312,366	21.27	259,438	16.11	1,468,423	1,610,000
271	UNENCUMBERED CASH	SPECIAL EDUCATION		13,282	.90	13,949	.87	1,468,423	1,610,000

KNEA LISTING			SPECIAL FUNDS				84-85 GEN FUND		85-86 GEN FUND	
USD	LINE	FUND	84-85 ACTUAL	PCT OF TOTAL	85-86 BUDGET	PCT OF TOTAL	84-85 ACTUAL	84-85 TOTAL	85-86 BUDGET	85-86 TOTAL
271	UNENCUMBERED CASH	VOCATIONAL EDUC.	41,974	2.86	49,575	3.09	1,468,423		1,610,000	
271	UNENCUMBERED CASH	DRIVER TRAINING	15,455	1.05	15,588	.97	1,468,423		1,610,000	
271	UNENCUMBERED CASH	FOOD SERVICES	25,394	1.73	24,225	1.50	1,468,423		1,610,000	
271	UNENCUMBERED CASH	CAPITAL OUTLAY	375,738	25.59	577,573	35.87	1,468,423		1,610,000	
271	UNENCUMBERED CASH	TRANSPORTATION	153,986	10.49	145,477	9.04	1,468,423		1,610,000	
271	UNENCUMBERED CASH	* LINE TOTAL *	938,195	63.89	1,085,825	67.44	1,468,423		1,610,000	
271	INTEREST IDLE FUNDS	CAPITAL OUTLAY	126,705	8.63	100,000	6.21	1,468,423		1,610,000	
271	INTEREST IDLE FUNDS	* LINE TOTAL *	126,705	8.63	100,000	6.21	1,468,423		1,610,000	
272	OUTGOING TRANSFERS		86,650	4.72	94,650	4.62	1,837,173		2,047,507	
272	OUTGOING TRANSFERS	* LINE TOTAL *	86,650	4.72	94,650	4.62	1,837,173		2,047,507	
272	UNENCUMBERED CASH		341,559	18.59	301,154	14.71	1,837,173		2,047,507	
272	UNENCUMBERED CASH	SPECIAL EDUCATION	63,222	3.44	67,162	3.28	1,837,173		2,047,507	
272	UNENCUMBERED CASH	VOCATIONAL EDUC.	39	.00	1,806	.09	1,837,173		2,047,507	
272	UNENCUMBERED CASH	DRIVER TRAINING	5,556	.30	3,240	.16	1,837,173		2,047,507	
272	UNENCUMBERED CASH	FOOD SERVICES	17,538	.95	16,819	.82	1,837,173		2,047,507	
272	UNENCUMBERED CASH	CAPITAL OUTLAY	32,125	1.75	60,816	2.97	1,837,173		2,047,507	
272	UNENCUMBERED CASH	TRANSPORTATION	11,093	.60	9,338	.46	1,837,173		2,047,507	
272	UNENCUMBERED CASH	* LINE TOTAL *	471,132	25.64	460,335	22.48	1,837,173		2,047,507	
272	INTEREST IDLE FUNDS	SPECIAL EDUCATION	28,170	1.53	25,000	1.22	1,837,173		2,047,507	
272	INTEREST IDLE FUNDS	FOOD SERVICES	5,000	.27	5,000	.24	1,837,173		2,047,507	
272	INTEREST IDLE FUNDS	CAPITAL OUTLAY	35,192	1.92	30,000	1.47	1,837,173		2,047,507	
272	INTEREST IDLE FUNDS	* LINE TOTAL *	68,352	3.72	60,000	2.93	1,837,173		2,047,507	
273	OUTGOING TRANSFERS		8,000	.37	373,000	12.66	2,178,222		2,945,638	
273	OUTGOING TRANSFERS	* LINE TOTAL *	8,000	.37	373,000	12.66	2,178,222		2,945,638	
273	UNENCUMBERED CASH		766,053	35.17	983,408	33.39	2,178,222		2,945,638	
273	UNENCUMBERED CASH	SPECIAL EDUCATION	249,996	11.48	204,076	6.93	2,178,222		2,945,638	
273	UNENCUMBERED CASH	COOP SPECIAL EDUC.	120,101	5.51	146,209	4.96	2,178,222		2,945,638	
273	UNENCUMBERED CASH	VOCATIONAL EDUC.	104,496	4.80	48,295	1.64	2,178,222		2,945,638	
273	UNENCUMBERED CASH	DRIVER TRAINING		.00	1,065	.04	2,178,222		2,945,638	
273	UNENCUMBERED CASH	FOOD SERVICES	92,123	4.23	93,700	3.18	2,178,222		2,945,638	
273	UNENCUMBERED CASH	CAPITAL OUTLAY	414,961	19.05	225,949	7.67	2,178,222		2,945,638	
273	UNENCUMBERED CASH	TRANSPORTATION	40,307	1.85	50,579	1.72	2,178,222		2,945,638	
273	UNENCUMBERED CASH	* LINE TOTAL *	1,788,037	82.09	1,753,281	59.52	2,178,222		2,945,638	
273	INTEREST IDLE FUNDS	SPECIAL EDUCATION	80,000	3.67		.00	2,178,222		2,945,638	
273	INTEREST IDLE FUNDS	VOCATIONAL EDUC.	20,000	.92	55,205	1.87	2,178,222		2,945,638	
273	INTEREST IDLE FUNDS	CAPITAL OUTLAY	90,748	4.17	40,000	1.36	2,178,222		2,945,638	
273	INTEREST IDLE FUNDS	TRANSPORTATION	50,000	2.30		.00	2,178,222		2,945,638	
273	INTEREST IDLE FUNDS	* LINE TOTAL *	240,748	11.05	95,205	3.23	2,178,222		2,945,638	
274	OUTGOING TRANSFERS		162,000	8.83	85,000	4.39	1,835,292		1,934,420	
274	OUTGOING TRANSFERS	* LINE TOTAL *	162,000	8.83	85,000	4.39	1,835,292		1,934,420	
274	UNENCUMBERED CASH		286,257	15.60	415,277	21.47	1,835,292		1,934,420	
274	UNENCUMBERED CASH	SPECIAL EDUCATION	81,096	4.42	64,332	3.33	1,835,292		1,934,420	
274	UNENCUMBERED CASH	VOCATIONAL EDUC.	29,569	1.61	33,434	1.73	1,835,292		1,934,420	
274	UNENCUMBERED CASH	DRIVER TRAINING	24,936	1.36	27,595	1.43	1,835,292		1,934,420	
274	UNENCUMBERED CASH	FOOD SERVICES	25,976	1.42	34,739	1.80	1,835,292		1,934,420	
274	UNENCUMBERED CASH	CAPITAL OUTLAY	841,820	45.87	821,912	42.49	1,835,292		1,934,420	
274	UNENCUMBERED CASH	TRANSPORTATION	101,131	5.51	113,386	5.86	1,835,292		1,934,420	
274	UNENCUMBERED CASH	* LINE TOTAL *	1,390,785	75.78	1,510,675	78.09	1,835,292		1,934,420	
274	INTEREST IDLE FUNDS	SPECIAL EDUCATION		.00	20,000	1.03	1,835,292		1,934,420	
274	INTEREST IDLE FUNDS	VOCATIONAL EDUC.		.00	5,000	.26	1,835,292		1,934,420	
274	INTEREST IDLE FUNDS	DRIVER TRAINING		.00	5,000	.26	1,835,292		1,934,420	
274	INTEREST IDLE FUNDS	FOOD SERVICES	1,451	.08	20,000	1.03	1,835,292		1,934,420	
274	INTEREST IDLE FUNDS	CAPITAL OUTLAY	141,472	7.71	50,000	2.58	1,835,292		1,934,420	
274	INTEREST IDLE FUNDS	* LINE TOTAL *	142,923	7.79	100,000	5.17	1,835,292		1,934,420	
275	OUTGOING TRANSFERS		25,000	4.46	25,000	3.64	560,398		687,500	
275	OUTGOING TRANSFERS	* LINE TOTAL *	25,000	4.46	25,000	3.64	560,398		687,500	
275	UNENCUMBERED CASH		206,919	36.92	264,936	38.54	560,398		687,500	
275	UNENCUMBERED CASH	SPECIAL EDUCATION	43,179	7.71	53,100	7.72	560,398		687,500	
275	UNENCUMBERED CASH	DRIVER TRAINING	3,661	.65	3,303	.48	560,398		687,500	
275	UNENCUMBERED CASH	FOOD SERVICES	27,278	4.87	24,234	3.52	560,398		687,500	
275	UNENCUMBERED CASH	CAPITAL OUTLAY	373,087	66.58	416,019	60.51	560,398		687,500	
275	UNENCUMBERED CASH	TRANSPORTATION	100,612	17.95	92,833	13.50	560,398		687,500	
275	UNENCUMBERED CASH	* LINE TOTAL *	754,736	134.68	854,425	124.28	560,398		687,500	
275	INTEREST IDLE FUNDS	SPECIAL EDUCATION	20,047	3.58	10,000	1.45	560,398		687,500	
275	INTEREST IDLE FUNDS	DRIVER TRAINING		.00	1,500	.22	560,398		687,500	
275	INTEREST IDLE FUNDS	FOOD SERVICES	12,359	2.21	10,000	1.45	560,398		687,500	

KNEA LISTING		SPECIAL FUNDS		84-85	PCT OF	85-86	PCT OF	84-85 GEN FUND	85-86 GEN FUND
USD	LINE	FUND		ACTUAL	TOTAL	BUDGET	TOTAL	ACTUAL TOTAL	BUDGET TOTAL
	275	INTEREST IDLE FUNDS	CAPITAL OUTLAY	27,559	4.92	10,000	1.45	560,398	687,500
	275	INTEREST IDLE FUNDS	TRANSPORTATION	10,708	1.91	5,000	.73	560,398	687,500
	275	INTEREST IDLE FUNDS	* LINE TOTAL *	70,673	12.61	36,500	5.31	560,398	687,500
	278	OUTGOING TRANSFERS		103,891	9.02	94,880	7.66	1,152,415	1,239,133
	278	OUTGOING TRANSFERS	* LINE TOTAL *	103,891	9.02	94,880	7.66	1,152,415	1,239,133
	278	UNENCUMBERED CASH		248,215	21.54	261,662	21.12	1,152,415	1,239,133
	278	UNENCUMBERED CASH	SPECIAL EDUCATION	101,453	8.80	115,141	9.29	1,152,415	1,239,133
	278	UNENCUMBERED CASH	VOCATIONAL EDUC.	65,450	5.68	47,808	3.86	1,152,415	1,239,133
	278	UNENCUMBERED CASH	DRIVER TRAINING	9,405	.82	8,088	.65	1,152,415	1,239,133
	278	UNENCUMBERED CASH	FOOD SERVICES	45,540	3.95	36,904	2.98	1,152,415	1,239,133
	278	UNENCUMBERED CASH	CAPITAL OUTLAY	152,284	13.21	210,372	16.98	1,152,415	1,239,133
	278	UNENCUMBERED CASH	TRANSPORTATION	140,308	12.18	137,238	11.08	1,152,415	1,239,133
	278	UNENCUMBERED CASH	* LINE TOTAL *	762,655	66.18	817,213	65.95	1,152,415	1,239,133
	278	INTEREST IDLE FUNDS	SPECIAL EDUCATION	19,335	1.68		.00	1,152,415	1,239,133
	278	INTEREST IDLE FUNDS	CAPITAL OUTLAY	50,000	4.34		.00	1,152,415	1,239,133
	278	INTEREST IDLE FUNDS	* LINE TOTAL *	69,335	6.02		.00	1,152,415	1,239,133
	279	OUTGOING TRANSFERS		74,000	9.85	102,000	10.89	751,301	936,240
	279	OUTGOING TRANSFERS	* LINE TOTAL *	74,000	9.85	102,000	10.89	751,301	936,240
	279	UNENCUMBERED CASH		159,414	21.22	306,784	32.77	751,301	936,240
	279	UNENCUMBERED CASH	SPECIAL EDUCATION	44,512	5.92	40,937	4.37	751,301	936,240
	279	UNENCUMBERED CASH	VOCATIONAL EDUC.	22,552	3.00	23,093	2.47	751,301	936,240
	279	UNENCUMBERED CASH	DRIVER TRAINING	3,653	.49	3,639	.39	751,301	936,240
	279	UNENCUMBERED CASH	FOOD SERVICES	32,928	4.38	30,697	3.28	751,301	936,240
	279	UNENCUMBERED CASH	CAPITAL OUTLAY	29,171	3.88	37,280	3.98	751,301	936,240
	279	UNENCUMBERED CASH	TRANSPORTATION	63,859	8.50	84,652	9.04	751,301	936,240
	279	UNENCUMBERED CASH	* LINE TOTAL *	356,089	47.40	527,082	56.30	751,301	936,240
	279	INTEREST IDLE FUNDS	VOCATIONAL EDUC.	26,000	3.46	19,000	2.03	751,301	936,240
	279	INTEREST IDLE FUNDS	CAPITAL OUTLAY	201	.03	3,000	.32	751,301	936,240
	279	INTEREST IDLE FUNDS	* LINE TOTAL *	26,201	3.49	22,000	2.35	751,301	936,240
	280	OUTGOING TRANSFERS		30,055	4.21	6,451	.81	713,408	800,000
	280	OUTGOING TRANSFERS	* LINE TOTAL *	30,055	4.21	6,451	.81	713,408	800,000
	280	UNENCUMBERED CASH		128,290	17.98	174,423	21.80	713,408	800,000
	280	UNENCUMBERED CASH	SPECIAL EDUCATION	66,323	9.30	66,950	8.37	713,408	800,000
	280	UNENCUMBERED CASH	DRIVER TRAINING	31,714	4.45	30,657	3.83	713,408	800,000
	280	UNENCUMBERED CASH	FOOD SERVICES	62,221	8.72	38,183	4.77	713,408	800,000
	280	UNENCUMBERED CASH	CAPITAL OUTLAY	187,130	26.23	294,637	36.83	713,408	800,000
	280	UNENCUMBERED CASH	TRANSPORTATION	289,333	40.56	237,068	29.63	713,408	800,000
	280	UNENCUMBERED CASH	* LINE TOTAL *	765,011	107.23	841,918	105.24	713,408	800,000
	280	INTEREST IDLE FUNDS	FOOD SERVICES		.00	6,000	.75	713,408	800,000
	280	INTEREST IDLE FUNDS	CAPITAL OUTLAY	76,092	10.67	35,000	4.38	713,408	800,000
	280	INTEREST IDLE FUNDS	* LINE TOTAL *	76,092	10.67	41,000	5.13	713,408	800,000
	281	OUTGOING TRANSFERS		118,600	5.71	120,000	5.39	2,078,327	2,228,208
	281	OUTGOING TRANSFERS	* LINE TOTAL *	118,600	5.71	120,000	5.39	2,078,327	2,228,208
	281	UNENCUMBERED CASH		470,571	22.64	469,381	21.07	2,078,327	2,228,208
	281	UNENCUMBERED CASH	SPECIAL EDUCATION	111,051	5.34	147,262	6.61	2,078,327	2,228,208
	281	UNENCUMBERED CASH	VOCATIONAL EDUC.	125,620	6.04	117,522	5.27	2,078,327	2,228,208
	281	UNENCUMBERED CASH	DRIVER TRAINING	14,437	.69	10,960	.49	2,078,327	2,228,208
	281	UNENCUMBERED CASH	FOOD SERVICES	8,834	.43	7,924	.36	2,078,327	2,228,208
	281	UNENCUMBERED CASH	CAPITAL OUTLAY	119,948	5.77	93,852	4.21	2,078,327	2,228,208
	281	UNENCUMBERED CASH	TRANSPORTATION	200,279	9.64	175,885	7.89	2,078,327	2,228,208
	281	UNENCUMBERED CASH	* LINE TOTAL *	1,050,740	50.56	1,022,786	45.90	2,078,327	2,228,208
	281	INTEREST IDLE FUNDS	SPECIAL EDUCATION	80,340	3.87	158	.01	2,078,327	2,228,208
	281	INTEREST IDLE FUNDS	VOCATIONAL EDUC.		.00	4,086	.18	2,078,327	2,228,208
	281	INTEREST IDLE FUNDS	FOOD SERVICES	20,850	1.00		.00	2,078,327	2,228,208
	281	INTEREST IDLE FUNDS	CAPITAL OUTLAY	29,213	1.41	24,000	1.08	2,078,327	2,228,208
	281	INTEREST IDLE FUNDS	TRANSPORTATION	1,134	.05		.00	2,078,327	2,228,208
	281	INTEREST IDLE FUNDS	* LINE TOTAL *	131,537	6.33	28,244	1.27	2,078,327	2,228,208
	282	OUTGOING TRANSFERS		197,000	13.94	318,000	17.55	1,412,864	1,812,000
	282	OUTGOING TRANSFERS	* LINE TOTAL *	197,000	13.94	318,000	17.55	1,412,864	1,812,000
	282	UNENCUMBERED CASH		326,988	23.14	451,821	24.93	1,412,864	1,812,000
	282	UNENCUMBERED CASH	COOP SPECIAL EDUC.	62,994	4.46	71,529	3.95	1,412,864	1,812,000
	282	UNENCUMBERED CASH	VOCATIONAL EDUC.	14,371	1.02	49,203	2.72	1,412,864	1,812,000
	282	UNENCUMBERED CASH	DRIVER TRAINING	344	.02	923	.05	1,412,864	1,812,000
	282	UNENCUMBERED CASH	FOOD SERVICES	30,630	2.17	33,018	1.82	1,412,864	1,812,000
	282	UNENCUMBERED CASH	CAPITAL OUTLAY	35,785	2.53	49,227	2.72	1,412,864	1,812,000

KNEA LISTING		SPECIAL FUNDS		84-85	PCT OF	85-86	PCT OF	84-85 GEN FUND	85-86 GEN FUND
USD	LINE	FUND		ACTUAL	TOTAL	BUDGET	TOTAL	ACTUAL TOTAL	BUDGET TOTAL
282	UNENCUMBERED CASH	TRANSPORTATION		101,639	7.19	69,546	3.84	1,412,864	1,812,000
282	UNENCUMBERED CASH	ADULT SUPPLEMENTARY		2,704	.19	3,981	.22	1,412,864	1,812,000
282	UNENCUMBERED CASH	* LINE TOTAL *		575,455	40.73	729,248	40.25	1,412,864	1,812,000
282	INTEREST IDLE FUNDS	DRIVER TRAINING			.00	1,000	.06	1,412,864	1,812,000
282	INTEREST IDLE FUNDS	CAPITAL OUTLAY		82,135	5.81	80,000	4.42	1,412,864	1,812,000
282	INTEREST IDLE FUNDS	* LINE TOTAL *		82,135	5.81	81,000	4.47	1,412,864	1,812,000
283	OUTGOING TRANSFERS			100,552	15.01	205,090	25.86	669,938	792,999
283	OUTGOING TRANSFERS	* LINE TOTAL *		100,552	15.01	205,090	25.86	669,938	792,999
283	UNENCUMBERED CASH			125,000	18.66	140,752	17.75	669,938	792,999
283	UNENCUMBERED CASH	SPECIAL EDUCATION		51,556	7.70	40,214	5.07	669,938	792,999
283	UNENCUMBERED CASH	VOCATIONAL EDUC.		32,503	4.85	32,319	4.08	669,938	792,999
283	UNENCUMBERED CASH	DRIVER TRAINING		8,005	1.19	8,459	1.07	669,938	792,999
283	UNENCUMBERED CASH	FOOD SERVICES		23,545	3.51	29,212	3.68	669,938	792,999
283	UNENCUMBERED CASH	CAPITAL OUTLAY		28,271	4.22	32,335	4.08	669,938	792,999
283	UNENCUMBERED CASH	TRANSPORTATION		48,735	7.27	57,011	7.19	669,938	792,999
283	UNENCUMBERED CASH	* LINE TOTAL *		317,615	47.41	340,302	42.91	669,938	792,999
283	INTEREST IDLE FUNDS	TRANSPORTATION		24,433	3.65	16,163	2.04	669,938	792,999
283	INTEREST IDLE FUNDS	* LINE TOTAL *		24,433	3.65	16,163	2.04	669,938	792,999
284	OUTGOING TRANSFERS			181,000	10.41	21,100	1.11	1,739,107	1,900,000
284	OUTGOING TRANSFERS	* LINE TOTAL *		181,000	10.41	21,100	1.11	1,739,107	1,900,000
284	UNENCUMBERED CASH			447,239	25.72	702,855	36.99	1,739,107	1,900,000
284	UNENCUMBERED CASH	SPECIAL EDUCATION		82,067	4.72	90,558	4.77	1,739,107	1,900,000
284	UNENCUMBERED CASH	VOCATIONAL EDUC.		42,790	2.46	44,304	2.33	1,739,107	1,900,000
284	UNENCUMBERED CASH	DRIVER TRAINING		7,464	.43	6,696	.35	1,739,107	1,900,000
284	UNENCUMBERED CASH	FOOD SERVICES		110,413	6.35	94,628	4.98	1,739,107	1,900,000
284	UNENCUMBERED CASH	CAPITAL OUTLAY		263,972	15.18	305,813	16.10	1,739,107	1,900,000
284	UNENCUMBERED CASH	TRANSPORTATION		243,705	14.01	264,478	13.92	1,739,107	1,900,000
284	UNENCUMBERED CASH	* LINE TOTAL *		1,197,650	68.87	1,509,332	79.44	1,739,107	1,900,000
284	INTEREST IDLE FUNDS	CAPITAL OUTLAY		153,883	8.85		.00	1,739,107	1,900,000
284	INTEREST IDLE FUNDS	* LINE TOTAL *		153,883	8.85		.00	1,739,107	1,900,000
285	OUTGOING TRANSFERS			66,000	11.06	62,591	8.46	596,553	740,000
285	OUTGOING TRANSFERS	* LINE TOTAL *		66,000	11.06	62,591	8.46	596,553	740,000
285	UNENCUMBERED CASH			226,331	37.94	260,135	35.15	596,553	740,000
285	UNENCUMBERED CASH	SPECIAL EDUCATION		24,611	4.13	24,538	3.32	596,553	740,000
285	UNENCUMBERED CASH	VOCATIONAL EDUC.		2,436	1.58	11,449	1.55	596,553	740,000
285	UNENCUMBERED CASH	DRIVER TRAINING		2,851	.48	3,228	.44	596,553	740,000
285	UNENCUMBERED CASH	FOOD SERVICES		16,446	2.76	17,726	2.40	596,553	740,000
285	UNENCUMBERED CASH	CAPITAL OUTLAY		62,499	10.48	77,908	10.53	596,553	740,000
285	UNENCUMBERED CASH	TRANSPORTATION		30,705	5.15	30,555	4.13	596,553	740,000
285	UNENCUMBERED CASH	* LINE TOTAL *		372,879	62.51	425,539	57.51	596,553	740,000
285	INTEREST IDLE FUNDS	CAPITAL OUTLAY		38,283	6.42	20,000	2.70	596,553	740,000
285	INTEREST IDLE FUNDS	* LINE TOTAL *		38,283	6.42	20,000	2.70	596,553	740,000
286	OUTGOING TRANSFERS			110,000	8.11	150,000	8.11	1,357,104	1,850,580
286	OUTGOING TRANSFERS	* LINE TOTAL *		110,000	8.11	150,000	8.11	1,357,104	1,850,580
286	UNENCUMBERED CASH			593,643	43.74	764,168	41.29	1,357,104	1,850,580
286	UNENCUMBERED CASH	SPECIAL EDUCATION		119,445	9.80	126,541	6.84	1,357,104	1,850,580
286	UNENCUMBERED CASH	VOCATIONAL EDUC.		34,906	2.57	3,322	.18	1,357,104	1,850,580
286	UNENCUMBERED CASH	DRIVER TRAINING		2,193	.68	11,955	.65	1,357,104	1,850,580
286	UNENCUMBERED CASH	FOOD SERVICES		69,653	5.13	75,919	4.10	1,357,104	1,850,580
286	UNENCUMBERED CASH	CAPITAL OUTLAY		304,848	22.46	294,702	15.92	1,357,104	1,850,580
286	UNENCUMBERED CASH	TRANSPORTATION		95,999	7.07	93,744	5.07	1,357,104	1,850,580
286	UNENCUMBERED CASH	* LINE TOTAL *		1,227,687	90.46	1,370,351	74.05	1,357,104	1,850,580
286	INTEREST IDLE FUNDS	SPECIAL EDUCATION		3,554	.26	492	.03	1,357,104	1,850,580
286	INTEREST IDLE FUNDS	VOCATIONAL EDUC.		486	.04	2	.00	1,357,104	1,850,580
286	INTEREST IDLE FUNDS	DRIVER TRAINING		306	.02	332	.02	1,357,104	1,850,580
286	INTEREST IDLE FUNDS	FOOD SERVICES		6,579	.48	264	.01	1,357,104	1,850,580
286	INTEREST IDLE FUNDS	CAPITAL OUTLAY		112,239	8.27	55,000	2.97	1,357,104	1,850,580
286	INTEREST IDLE FUNDS	TRANSPORTATION		3,874	.29	1,185	.06	1,357,104	1,850,580
286	INTEREST IDLE FUNDS	* LINE TOTAL *		127,038	9.36	57,275	3.09	1,357,104	1,850,580
287	OUTGOING TRANSFERS			275,000	12.72	293,000	11.41	2,162,672	2,567,400
287	OUTGOING TRANSFERS	* LINE TOTAL *		275,000	12.72	293,000	11.41	2,162,672	2,567,400
287	UNENCUMBERED CASH			404,699	18.71	588,864	22.94	2,162,672	2,567,400
287	UNENCUMBERED CASH	SPECIAL EDUCATION		64,011	2.96	112,012	4.36	2,162,672	2,567,400
287	UNENCUMBERED CASH	VOCATIONAL EDUC.		21,029	.97	23,251	.91	2,162,672	2,567,400

KNEA LISTING			SPECIAL FUNDS		84-85		85-86		84-85 GEN FUND		85-86 GEN FUND	
USD	LINE	FUND	ACTUAL	PCT OF TOTAL	BUDGET	PCT OF TOTAL	ACTUAL	TOTAL	ACTUAL	TOTAL	BUDGET	TOTAL
287	UNENCUMBERED CASH	DRIVER TRAINING	14,618	.68			21,646	.84	2,162,572		2,567,400	
287	UNENCUMBERED CASH	FOOD SERVICES	75,929	3.51			57,081	2.22	2,162,672		2,567,400	
287	UNENCUMBERED CASH	CAPITAL OUTLAY	300,311	13.89			167,491	6.52	2,162,672		2,567,400	
287	UNENCUMBERED CASH	TRANSPORTATION	57,128	2.64			32,522	1.27	2,162,672		2,567,400	
287	UNENCUMBERED CASH	* LINE TOTAL *	937,725	43.36			1,002,867	39.06	2,162,672		2,567,400	
287	INTEREST IDLE FUNDS	CAPITAL OUTLAY	109,736	5.07			100,000	3.89	2,162,672		2,567,400	
287	INTEREST IDLE FUNDS	* LINE TOTAL *	109,736	5.07			100,000	3.89	2,162,672		2,567,400	
288	OUTGOING TRANSFERS		100,000	6.70			140,000	7.57	1,492,554		1,850,000	
288	OUTGOING TRANSFERS	* LINE TOTAL *	100,000	6.70			140,000	7.57	1,492,554		1,850,000	
288	UNENCUMBERED CASH		316,686	21.22			435,644	23.55	1,492,554		1,850,000	
288	UNENCUMBERED CASH	SPECIAL EDUCATION	40,217	2.69			39,455	2.13	1,492,554		1,850,000	
288	UNENCUMBERED CASH	VOCATIONAL EDUC.	38,713	2.59			35,600	1.92	1,492,554		1,850,000	
288	UNENCUMBERED CASH	DRIVER TRAINING	3,032	.20			3,813	.21	1,492,554		1,850,000	
288	UNENCUMBERED CASH	FOOD SERVICES	26,722	1.79			29,068	1.57	1,492,554		1,850,000	
288	UNENCUMBERED CASH	CAPITAL OUTLAY	117,911	7.89			139,350	7.53	1,492,554		1,850,000	
288	UNENCUMBERED CASH	TRANSPORTATION	63,048	4.22			56,399	3.05	1,492,554		1,850,000	
288	UNENCUMBERED CASH	* LINE TOTAL *	606,229	40.62			739,329	39.96	1,492,554		1,850,000	
288	INTEREST IDLE FUNDS	FOOD SERVICES	30,833	2.07			30,000	1.62	1,492,554		1,850,000	
288	INTEREST IDLE FUNDS	CAPITAL OUTLAY	25,856	1.73			25,000	1.35	1,492,554		1,850,000	
288	INTEREST IDLE FUNDS	* LINE TOTAL *	56,689	3.80			55,000	2.97	1,492,554		1,850,000	
289	OUTGOING TRANSFERS		109,247	5.56			213,862	8.75	1,964,499		2,443,110	
289	OUTGOING TRANSFERS	* LINE TOTAL *	109,247	5.56			213,862	8.75	1,964,499		2,443,110	
289	UNENCUMBERED CASH		273,024	13.90			463,446	18.97	1,964,499		2,443,110	
289	UNENCUMBERED CASH	SPECIAL EDUCATION	30,126	1.53			36,599	1.50	1,964,499		2,443,110	
289	UNENCUMBERED CASH	DRIVER TRAINING	7,960	.41			2,939	.12	1,964,499		2,443,110	
289	UNENCUMBERED CASH	FOOD SERVICES	17,743	.90			14,281	.58	1,964,499		2,443,110	
289	UNENCUMBERED CASH	CAPITAL OUTLAY	47,719	2.43			52,183	2.14	1,964,499		2,443,110	
289	UNENCUMBERED CASH	TRANSPORTATION	29,068	1.48			2,223	.09	1,964,499		2,443,110	
289	UNENCUMBERED CASH	* LINE TOTAL *	405,640	20.65			571,671	23.40	1,964,499		2,443,110	
289	INTEREST IDLE FUNDS	SPECIAL EDUCATION	5,117	.26				.00	1,964,499		2,443,110	
289	INTEREST IDLE FUNDS	DRIVER TRAINING		.00			1,000	.04	1,964,499		2,443,110	
289	INTEREST IDLE FUNDS	FOOD SERVICES		.00			4,000	.16	1,964,499		2,443,110	
289	INTEREST IDLE FUNDS	CAPITAL OUTLAY	40,821	2.08			42,000	1.72	1,964,499		2,443,110	
289	INTEREST IDLE FUNDS	* LINE TOTAL *	45,938	2.34			47,000	1.92	1,964,499		2,443,110	
290	OUTGOING TRANSFERS		413,500	8.06			488,500	8.85	5,132,507		5,522,408	
290	OUTGOING TRANSFERS	* LINE TOTAL *	413,500	8.06			488,500	8.85	5,132,507		5,522,408	
290	UNENCUMBERED CASH		679,294	13.24			781,909	14.16	5,132,507		5,522,408	
290	UNENCUMBERED CASH	SPECIAL EDUCATION	4,619	.09			28,640	.52	5,132,507		5,522,408	
290	UNENCUMBERED CASH	VOCATIONAL EDUC.	53,382	1.04			54,799	.99	5,132,507		5,522,408	
290	UNENCUMBERED CASH	DRIVER TRAINING	1,015	.02			3,856	.07	5,132,507		5,522,408	
290	UNENCUMBERED CASH	FOOD SERVICES	7,549	.15			2,568	.05	5,132,507		5,522,408	
290	UNENCUMBERED CASH	CAPITAL OUTLAY	145,744	2.84			63,589	1.15	5,132,507		5,522,408	
290	UNENCUMBERED CASH	TRANSPORTATION	24,791	.48			7,271	.13	5,132,507		5,522,408	
290	UNENCUMBERED CASH	ADULT EDUCATION	5,445	.11			719	.01	5,132,507		5,522,408	
290	UNENCUMBERED CASH	BILINGUAL EDUCATION	596	.01			1,752	.03	5,132,507		5,522,408	
290	UNENCUMBERED CASH	* LINE TOTAL *	922,435	17.97			945,103	17.11	5,132,507		5,522,408	
290	INTEREST IDLE FUNDS	SPECIAL EDUCATION	51,970	1.01			25,000	.45	5,132,507		5,522,408	
290	INTEREST IDLE FUNDS	VOCATIONAL EDUC.	15,975	.31			20,000	.36	5,132,507		5,522,408	
290	INTEREST IDLE FUNDS	FOOD SERVICES		.00			5,000	.09	5,132,507		5,522,408	
290	INTEREST IDLE FUNDS	CAPITAL OUTLAY	58,183	1.13			60,000	1.09	5,132,507		5,522,408	
290	INTEREST IDLE FUNDS	* LINE TOTAL *	126,128	2.46			110,000	1.99	5,132,507		5,522,408	
291	OUTGOING TRANSFERS			.00			61,750	6.88	699,314		897,500	
291	OUTGOING TRANSFERS	* LINE TOTAL *		.00			61,750	6.88	699,314		897,500	
291	UNENCUMBERED CASH		294,895	42.17			364,564	40.62	699,314		897,500	
291	UNENCUMBERED CASH	SPECIAL EDUCATION	93,939	13.43			82,054	9.14	699,314		897,500	
291	UNENCUMBERED CASH	DRIVER TRAINING	1,458	.21			923	.10	699,314		897,500	
291	UNENCUMBERED CASH	FOOD SERVICES	36,164	5.17			20,807	2.32	699,314		897,500	
291	UNENCUMBERED CASH	CAPITAL OUTLAY	129,047	18.45			127,001	14.15	699,314		897,500	
291	UNENCUMBERED CASH	TRANSPORTATION	52,569	7.52			55,833	6.22	699,314		897,500	
291	UNENCUMBERED CASH	* LINE TOTAL *	608,072	86.95			651,182	72.56	699,314		897,500	
291	INTEREST IDLE FUNDS	SPECIAL EDUCATION	35,854	5.13			22,500	2.51	699,314		897,500	
291	INTEREST IDLE FUNDS	CAPITAL OUTLAY	19,129	2.74			25,000	2.79	699,314		897,500	
291	INTEREST IDLE FUNDS	* LINE TOTAL *	54,983	7.86			47,500	5.29	699,314		897,500	
292	OUTGOING TRANSFERS		54,200	5.29			40,000	3.67	1,024,757		1,090,000	
292	OUTGOING TRANSFERS	* LINE TOTAL *	54,200	5.29			40,000	3.67	1,024,757		1,090,000	

KNEA LISTING SPECIAL FUNDS

USD	LINE	FUND	84-85 ACTUAL	PCT OF TOTAL	85-86 BUDGET	PCT OF TOTAL	84-85 GEN FUND ACTUAL TOTAL	85-86 GEN FUND BUDGET TOTAL
292	UNENCUMBERED CASH		110,777	10.81	113,158	10.38	1,024,757	1,090,000
292	UNENCUMBERED CASH	SPECIAL EDUCATION	55,285	5.39	33,848	3.11	1,024,757	1,090,000
292	UNENCUMBERED CASH	DRIVER TRAINING	9,055	.88	20,210	1.85	1,024,757	1,090,000
292	UNENCUMBERED CASH	FOOD SERVICES	20,284	1.98	36,145	3.32	1,024,757	1,090,000
292	UNENCUMBERED CASH	CAPITAL OUTLAY	97,328	9.50	111,601	10.24	1,024,757	1,090,000
292	UNENCUMBERED CASH	TRANSPORTATION	141,597	13.82	110,494	10.14	1,024,757	1,090,000
292	UNENCUMBERED CASH	* LINE TOTAL *	434,326	42.38	425,456	39.03	1,024,757	1,090,000
292	INTEREST IDLE FUNDS	SPECIAL EDUCATION	12,000	1.17	15,000	1.38	1,024,757	1,090,000
292	INTEREST IDLE FUNDS	DRIVER TRAINING	5,000	.49		.00	1,024,757	1,090,000
292	INTEREST IDLE FUNDS	FOOD SERVICES	10,000	.98	15,000	1.38	1,024,757	1,090,000
292	INTEREST IDLE FUNDS	CAPITAL OUTLAY	25,177	2.46	10,000	.92	1,024,757	1,090,000
292	INTEREST IDLE FUNDS	TRANSPORTATION	10,000	.98	10,000	.92	1,024,757	1,090,000
292	INTEREST IDLE FUNDS	* LINE TOTAL *	62,177	6.07	50,000	4.59	1,024,757	1,090,000
293	OUTGOING TRANSFERS		158,022	13.99	116,542	9.56	1,129,532	1,219,531
293	OUTGOING TRANSFERS	* LINE TOTAL *	158,022	13.99	116,542	9.56	1,129,532	1,219,531
293	UNENCUMBERED CASH		149,058	13.20	176,485	14.47	1,129,532	1,219,531
293	UNENCUMBERED CASH	SPECIAL EDUCATION	66,688	5.90	65,954	5.41	1,129,532	1,219,531
293	UNENCUMBERED CASH	VOCATIONAL EDUC.	23,252	2.06	15,775	1.29	1,129,532	1,219,531
293	UNENCUMBERED CASH	DRIVER TRAINING	3,561	.32	414	.03	1,129,532	1,219,531
293	UNENCUMBERED CASH	FOOD SERVICES	23,198	2.05	22,160	1.82	1,129,532	1,219,531
293	UNENCUMBERED CASH	CAPITAL OUTLAY	250,405	22.17	241,529	19.81	1,129,532	1,219,531
293	UNENCUMBERED CASH	TRANSPORTATION	87,293	7.73	81,065	6.65	1,129,532	1,219,531
293	UNENCUMBERED CASH	* LINE TOTAL *	603,455	53.43	603,382	49.48	1,129,532	1,219,531
293	INTEREST IDLE FUNDS	CAPITAL OUTLAY	60,142	5.32		.00	1,129,532	1,219,531
293	INTEREST IDLE FUNDS	* LINE TOTAL *	60,142	5.32		.00	1,129,532	1,219,531
294	OUTGOING TRANSFERS		200,000	11.55	45,000	2.12	1,731,198	2,120,000
294	OUTGOING TRANSFERS	* LINE TOTAL *	200,000	11.55	45,000	2.12	1,731,198	2,120,000
294	UNENCUMBERED CASH		683,593	39.49	715,485	33.75	1,731,198	2,120,000
294	UNENCUMBERED CASH	SPECIAL EDUCATION	135,256	7.81	136,516	6.44	1,731,198	2,120,000
294	UNENCUMBERED CASH	VOCATIONAL EDUC.	145,498	8.40	140,301	6.62	1,731,198	2,120,000
294	UNENCUMBERED CASH	DRIVER TRAINING	14,903	.86	13,756	.65	1,731,198	2,120,000
294	UNENCUMBERED CASH	FOOD SERVICES	47,000	2.71	47,192	2.23	1,731,198	2,120,000
294	UNENCUMBERED CASH	CAPITAL OUTLAY	361,291	20.87	361,292	17.04	1,731,198	2,120,000
294	UNENCUMBERED CASH	TRANSPORTATION	247,096	14.27	219,292	10.34	1,731,198	2,120,000
294	UNENCUMBERED CASH	* LINE TOTAL *	1,634,637	94.42	1,633,834	77.07	1,731,198	2,120,000
294	INTEREST IDLE FUNDS	SPECIAL EDUCATION		.00	483	.02	1,731,198	2,120,000
294	INTEREST IDLE FUNDS	VOCATIONAL EDUC.	19,150	1.11	20,698	.99	1,731,198	2,120,000
294	INTEREST IDLE FUNDS	FOOD SERVICES	42,000	2.43	30,807	1.45	1,731,198	2,120,000
294	INTEREST IDLE FUNDS	CAPITAL OUTLAY	124,779	7.21	13,707	.65	1,731,198	2,120,000
294	INTEREST IDLE FUNDS	* LINE TOTAL *	185,929	10.74	65,695	3.10	1,731,198	2,120,000
295	OUTGOING TRANSFERS		45,000	9.28		.00	484,878	517,787
295	OUTGOING TRANSFERS	* LINE TOTAL *	45,000	9.28		.00	484,878	517,787
295	UNENCUMBERED CASH		122,959	25.36	97,059	18.74	484,878	517,787
295	UNENCUMBERED CASH	SPECIAL EDUCATION	46,125	9.51	44,244	8.54	484,878	517,787
295	UNENCUMBERED CASH	VOCATIONAL EDUC.	54,958	11.33	59,192	11.43	484,878	517,787
295	UNENCUMBERED CASH	DRIVER TRAINING	12,863	2.65	8,479	1.64	484,878	517,787
295	UNENCUMBERED CASH	FOOD SERVICES	24,019	4.95	28,221	5.45	484,878	517,787
295	UNENCUMBERED CASH	CAPITAL OUTLAY	82,322	16.98	106,394	20.55	484,878	517,787
295	UNENCUMBERED CASH	TRANSPORTATION	72,943	15.04	57,838	11.17	484,878	517,787
295	UNENCUMBERED CASH	* LINE TOTAL *	416,189	85.83	401,427	77.53	484,878	517,787
295	INTEREST IDLE FUNDS	VOCATIONAL EDUC.	21,563	4.45	8,000	1.55	484,878	517,787
295	INTEREST IDLE FUNDS	FOOD SERVICES	16,655	3.43	18,000	3.48	484,878	517,787
295	INTEREST IDLE FUNDS	CAPITAL OUTLAY	10,431	2.15		.00	484,878	517,787
295	INTEREST IDLE FUNDS	* LINE TOTAL *	48,649	10.03	26,000	5.02	484,878	517,787
297	OUTGOING TRANSFERS		105,000	8.42	209,000	13.48	1,247,327	1,550,000
297	OUTGOING TRANSFERS	* LINE TOTAL *	105,000	8.42	209,000	13.48	1,247,327	1,550,000
297	UNENCUMBERED CASH		301,843	24.20	395,959	25.55	1,247,327	1,550,000
297	UNENCUMBERED CASH	SPECIAL EDUCATION	36,901	2.96	41,841	2.70	1,247,327	1,550,000
297	UNENCUMBERED CASH	VOCATIONAL EDUC.	35,007	2.81	42,730	2.76	1,247,327	1,550,000
297	UNENCUMBERED CASH	DRIVER TRAINING	15,957	1.28	11,463	.74	1,247,327	1,550,000
297	UNENCUMBERED CASH	FOOD SERVICES	31,883	2.56	20,933	1.35	1,247,327	1,550,000
297	UNENCUMBERED CASH	CAPITAL OUTLAY	171,991	13.79	107,591	6.94	1,247,327	1,550,000
297	UNENCUMBERED CASH	TRANSPORTATION	54,802	4.39	39,877	2.57	1,247,327	1,550,000
297	UNENCUMBERED CASH	* LINE TOTAL *	648,384	51.98	660,394	42.61	1,247,327	1,550,000
297	INTEREST IDLE FUNDS	SPECIAL EDUCATION	26,653	2.14		.00	1,247,327	1,550,000
297	INTEREST IDLE FUNDS	VOCATIONAL EDUC.	26,371	2.11		.00	1,247,327	1,550,000

KNEA LISTING		SPECIAL FUNDS		84-85	PCT OF	85-86	PCT OF	84-85 GEN FUND	85-86 GEN FUND
USD	LINE	FUND		ACTUAL	TOTAL	BUDGET	TOTAL	ACTUAL	BUDGET
	297	INTEREST IDLE FUNDS	DRIVER TRAINING	5,631	.45		.00	1,247,327	1,550,000
	297	INTEREST IDLE FUNDS	FOOD SERVICES	15,000	1.20	11,000	.71	1,247,327	1,550,000
	297	INTEREST IDLE FUNDS	CAPITAL OUTLAY		.00	15,000	.97	1,247,327	1,550,000
	297	INTEREST IDLE FUNDS	* LINE TOTAL *	73,655	5.91	26,000	1.68	1,247,327	1,550,000
	298	OUTGOING TRANSFERS		105,000	7.49	37,500	2.41	1,402,789	1,524,241
	298	OUTGOING TRANSFERS	* LINE TOTAL *	105,000	7.49	37,500	2.41	1,402,789	1,524,241
	298	UNENCUMBERED CASH		385,356	27.47	405,720	26.02	1,402,789	1,559,241
	298	UNENCUMBERED CASH	SPECIAL EDUCATION	70,053	4.99	93,277	5.98	1,402,789	1,559,241
	298	UNENCUMBERED CASH	DRIVER TRAINING	8,431	.60	9,222	.59	1,402,789	1,559,241
	298	UNENCUMBERED CASH	FOOD SERVICES	38,793	2.77	27,065	1.74	1,402,789	1,559,241
	298	UNENCUMBERED CASH	CAPITAL OUTLAY	189,908	13.54	111,041	7.12	1,402,789	1,559,241
	298	UNENCUMBERED CASH	TRANSPORTATION	194,927	13.90	171,299	10.99	1,402,789	1,559,241
	298	UNENCUMBERED CASH	* LINE TOTAL *	887,468	63.26	817,624	52.44	1,402,789	1,559,241
	298	INTEREST IDLE FUNDS	SPECIAL EDUCATION	39,781	2.84		.00	1,402,789	1,559,241
	298	INTEREST IDLE FUNDS	CAPITAL OUTLAY	16,763	1.19	7,000	.45	1,402,789	1,559,241
	298	INTEREST IDLE FUNDS	TRANSPORTATION	36,836	2.63		.00	1,402,789	1,559,241
	298	INTEREST IDLE FUNDS	* LINE TOTAL *	93,380	6.66	7,000	.45	1,402,789	1,559,241
	299	OUTGOING TRANSFERS		47,339	6.60	53,122	6.44	717,076	824,400
	299	OUTGOING TRANSFERS	* LINE TOTAL *	47,339	6.60	53,122	6.44	717,076	824,400
	299	UNENCUMBERED CASH		54,446	7.59	94,698	11.49	717,076	824,400
	299	UNENCUMBERED CASH	SPECIAL EDUCATION		.00	5,722	.69	717,076	824,400
	299	UNENCUMBERED CASH	DRIVER TRAINING	123	.02	156	.02	717,076	824,400
	299	UNENCUMBERED CASH	FOOD SERVICES	11,554	1.61	8,883	1.08	717,076	824,400
	299	UNENCUMBERED CASH	CAPITAL OUTLAY	576	.08	1,417	.17	717,076	824,400
	299	UNENCUMBERED CASH	TRANSPORTATION	7,562	1.05	18,682	2.27	717,076	824,400
	299	UNENCUMBERED CASH	* LINE TOTAL *	74,261	10.36	129,558	15.72	717,076	824,400
	299	INTEREST IDLE FUNDS	SPECIAL EDUCATION	13,687	1.91	15,000	1.82	717,076	824,400
	299	INTEREST IDLE FUNDS	DRIVER TRAINING	200	.03	199	.02	717,076	824,400
	299	INTEREST IDLE FUNDS	FOOD SERVICES	609	.08		.00	717,076	824,400
	299	INTEREST IDLE FUNDS	CAPITAL OUTLAY	839	.12	8,423	1.02	717,076	824,400
	299	INTEREST IDLE FUNDS	TRANSPORTATION	67	.01		.00	717,076	824,400
	299	INTEREST IDLE FUNDS	* LINE TOTAL *	15,402	2.15	23,622	2.87	717,076	824,400
	300	OUTGOING TRANSFERS		169,237	9.28	186,165	9.48	1,823,352	1,964,222
	300	OUTGOING TRANSFERS	* LINE TOTAL *	169,237	9.28	186,165	9.48	1,823,352	1,964,222
	300	UNENCUMBERED CASH		400,780	21.98	410,834	20.92	1,823,352	1,964,222
	300	UNENCUMBERED CASH	COOP SPECIAL EDUC.	134,606	7.38	97,341	4.96	1,823,352	1,964,222
	300	UNENCUMBERED CASH	DRIVER TRAINING	3,084	.17	2,177	.11	1,823,352	1,964,222
	300	UNENCUMBERED CASH	FOOD SERVICES	14,645	.80	21,207	1.08	1,823,352	1,964,222
	300	UNENCUMBERED CASH	CAPITAL OUTLAY	289,947	15.90	288,559	14.69	1,823,352	1,964,222
	300	UNENCUMBERED CASH	TRANSPORTATION	11,684	.64	18,722	.95	1,823,352	1,964,222
	300	UNENCUMBERED CASH	* LINE TOTAL *	854,746	46.88	838,840	42.71	1,823,352	1,964,222
	300	INTEREST IDLE FUNDS	DRIVER TRAINING	1,000	.05	173	.01	1,823,352	1,964,222
	300	INTEREST IDLE FUNDS	FOOD SERVICES	49,839	2.73	10,000	.51	1,823,352	1,964,222
	300	INTEREST IDLE FUNDS	CAPITAL OUTLAY	16,433	.90	25,000	1.27	1,823,352	1,964,222
	300	INTEREST IDLE FUNDS	TRANSPORTATION	345	.02		.00	1,823,352	1,964,222
	300	INTEREST IDLE FUNDS	* LINE TOTAL *	67,617	3.71	35,173	1.79	1,823,352	1,964,222
	301	OUTGOING TRANSFERS		36,000	5.79	2,500	.39	621,409	643,496
	301	OUTGOING TRANSFERS	* LINE TOTAL *	36,000	5.79	2,500	.39	621,409	643,496
	301	UNENCUMBERED CASH		94,282	15.17	112,833	17.53	621,409	643,496
	301	UNENCUMBERED CASH	SPECIAL EDUCATION	24,045	3.87	22,651	3.52	621,409	643,496
	301	UNENCUMBERED CASH	DRIVER TRAINING	5,193	.84	3,964	.62	621,409	643,496
	301	UNENCUMBERED CASH	FOOD SERVICES	18,088	2.91	19,119	2.97	621,409	643,496
	301	UNENCUMBERED CASH	CAPITAL OUTLAY	38,832	6.25	57,776	8.98	621,409	643,496
	301	UNENCUMBERED CASH	TRANSPORTATION	19,259	3.10	14,561	2.26	621,409	643,496
	301	UNENCUMBERED CASH	* LINE TOTAL *	199,699	32.14	230,904	35.88	621,409	643,496
	301	INTEREST IDLE FUNDS	DRIVER TRAINING		.00	1,500	.23	621,409	643,496
	301	INTEREST IDLE FUNDS	FOOD SERVICES	3,911	.63	5,000	.78	621,409	643,496
	301	INTEREST IDLE FUNDS	CAPITAL OUTLAY	18,966	3.05	20,000	3.11	621,409	643,496
	301	INTEREST IDLE FUNDS	TRANSPORTATION	4,939	.79		.00	621,409	643,496
	301	INTEREST IDLE FUNDS	* LINE TOTAL *	27,816	4.48	26,500	4.12	621,409	643,496
	302	OUTGOING TRANSFERS		42,738	4.85	37,875	4.02	880,528	941,984
	302	OUTGOING TRANSFERS	* LINE TOTAL *	42,738	4.85	37,875	4.02	880,528	941,984
	302	UNENCUMBERED CASH		145,361	16.51	179,744	19.08	880,528	941,984
	302	UNENCUMBERED CASH	SPECIAL EDUCATION	27,024	3.07	22,626	2.40	880,528	941,984
	302	UNENCUMBERED CASH	DRIVER TRAINING	7,205	.82	6,499	.69	880,528	941,984

KNEA LISTING		SPECIAL FUNDS		84-85	PCT OF	85-86	PCT OF	84-85 GEN FUND	85-86 GEN FUND
USD	LINE	FUND		ACTUAL	TOTAL	BUDGET	TOTAL	ACTUAL	TOTAL
	302	UNENCUMBERED CASH	FOOD SERVICES	25,721	2.92	25,024	2.66	880,528	941,984
	302	UNENCUMBERED CASH	CAPITAL OUTLAY	100,874	11.46	177,344	18.83	880,528	941,984
	302	UNENCUMBERED CASH	TRANSPORTATION	38,988	4.43	53,468	5.68	880,528	941,984
	302	UNENCUMBERED CASH	* LINE TOTAL *	345,173	39.20	464,705	49.33	880,528	941,984
	302	INTEREST IDLE FUNDS	SPECIAL EDUCATION	13,000	1.48	19,000	2.02	880,528	941,984
	302	INTEREST IDLE FUNDS	CAPITAL OUTLAY	37,952	4.31	25,000	2.65	880,528	941,984
	302	INTEREST IDLE FUNDS	* LINE TOTAL *	50,952	5.79	44,000	4.67	880,528	941,984
	303	OUTGOING TRANSFERS		100,000	7.55	108,000	7.36	1,324,397	1,468,274
	303	OUTGOING TRANSFERS	* LINE TOTAL *	100,000	7.55	108,000	7.36	1,324,397	1,468,274
	303	UNENCUMBERED CASH		193,310	14.60	176,562	12.03	1,324,397	1,468,274
	303	UNENCUMBERED CASH	SPECIAL EDUCATION	50,498	3.81	59,953	4.08	1,324,397	1,468,274
	303	UNENCUMBERED CASH	VOCATIONAL EDUC.	58,052	4.38	62,542	4.26	1,324,397	1,468,274
	303	UNENCUMBERED CASH	DRIVER TRAINING	4,973	.38	7,245	.49	1,324,397	1,468,274
	303	UNENCUMBERED CASH	FOOD SERVICES	21,286	1.61	22,125	1.51	1,324,397	1,468,274
	303	UNENCUMBERED CASH	CAPITAL OUTLAY	198,451	14.98	157,320	10.71	1,324,397	1,468,274
	303	UNENCUMBERED CASH	TRANSPORTATION	53,937	4.07	62,821	4.28	1,324,397	1,468,274
	303	UNENCUMBERED CASH	* LINE TOTAL *	580,507	43.83	548,568	37.36	1,324,397	1,468,274
	303	INTEREST IDLE FUNDS	SPECIAL EDUCATION	17,285	1.31	5,000	.34	1,324,397	1,468,274
	303	INTEREST IDLE FUNDS	VOCATIONAL EDUC.	22,785	1.72	4,999	.34	1,324,397	1,468,274
	303	INTEREST IDLE FUNDS	DRIVER TRAINING	1,026	.08		.00	1,324,397	1,468,274
	303	INTEREST IDLE FUNDS	FOOD SERVICES	6,000	.45	5,000	.34	1,324,397	1,468,274
	303	INTEREST IDLE FUNDS	CAPITAL OUTLAY	2,187	.17	10,000	.68	1,324,397	1,468,274
	303	INTEREST IDLE FUNDS	TRANSPORTATION	9,000	.68	2,999	.20	1,324,397	1,468,274
	303	INTEREST IDLE FUNDS	* LINE TOTAL *	58,283	4.40	27,998	1.91	1,324,397	1,468,274
	304	OUTGOING TRANSFERS		23,500	3.77	37,000	4.94	623,456	749,100
	304	OUTGOING TRANSFERS	* LINE TOTAL *	23,500	3.77	37,000	4.94	623,456	749,100
	304	UNENCUMBERED CASH		98,332	15.77	97,545	13.02	623,456	749,100
	304	UNENCUMBERED CASH	SPECIAL EDUCATION	2,605	.42	1,054	.14	623,456	749,100
	304	UNENCUMBERED CASH	DRIVER TRAINING		.00	261	.03	623,456	749,100
	304	UNENCUMBERED CASH	FOOD SERVICES		.00	1,002	.13	623,456	749,100
	304	UNENCUMBERED CASH	CAPITAL OUTLAY	130,990	21.01	117,041	15.62	623,456	749,100
	304	UNENCUMBERED CASH	TRANSPORTATION	1	.00	1,043	.14	623,456	749,100
	304	UNENCUMBERED CASH	* LINE TOTAL *	231,928	37.20	217,946	29.09	623,456	749,100
	304	INTEREST IDLE FUNDS	FOOD SERVICES	22,241	3.57	16,000	2.14	623,456	749,100
	304	INTEREST IDLE FUNDS	* LINE TOTAL *	22,241	3.57	16,000	2.14	623,456	749,100
	305	OUTGOING TRANSFERS		627,000	3.93	480,000	2.77	15,972,436	17,337,037
	305	OUTGOING TRANSFERS	* LINE TOTAL *	627,000	3.93	480,000	2.77	15,972,436	17,337,037
	305	UNENCUMBERED CASH		1,005,584	6.30	1,657,542	9.56	15,972,436	17,337,037
	305	UNENCUMBERED CASH	SPECIAL EDUCATION	585,153	3.66	484,377	2.79	15,972,436	17,337,037
	305	UNENCUMBERED CASH	COOP SPECIAL EDUC.	619,579	3.88	513,781	2.96	15,972,436	17,337,037
	305	UNENCUMBERED CASH	VOCATIONAL EDUC.	505,479	3.16	364,159	2.10	15,972,436	17,337,037
	305	UNENCUMBERED CASH	DRIVER TRAINING	179,970	1.13	179,730	1.04	15,972,436	17,337,037
	305	UNENCUMBERED CASH	FOOD SERVICES	220,656	1.38	208,186	1.20	15,972,436	17,337,037
	305	UNENCUMBERED CASH	CAPITAL OUTLAY	393,104	2.46	576,381	3.32	15,972,436	17,337,037
	305	UNENCUMBERED CASH	TRANSPORTATION	228,836	1.43	234,304	1.35	15,972,436	17,337,037
	305	UNENCUMBERED CASH	ADULT EDUCATION	7,315	.05	12,300	.07	15,972,436	17,337,037
	305	UNENCUMBERED CASH	* LINE TOTAL *	3,745,776	23.45	4,230,760	24.40	15,972,436	17,337,037
	305	INTEREST IDLE FUNDS	SPECIAL EDUCATION	340,000	2.13	50,000	.29	15,972,436	17,337,037
	305	INTEREST IDLE FUNDS	VOCATIONAL EDUC.	70,993	.44	50,000	.29	15,972,436	17,337,037
	305	INTEREST IDLE FUNDS	DRIVER TRAINING	14,484	.09	50,000	.29	15,972,436	17,337,037
	305	INTEREST IDLE FUNDS	FOOD SERVICES	50,558	.32	38,000	.22	15,972,436	17,337,037
	305	INTEREST IDLE FUNDS	CAPITAL OUTLAY	144,375	.90		.00	15,972,436	17,337,037
	305	INTEREST IDLE FUNDS	TRANSPORTATION	57,893	.36		.00	15,972,436	17,337,037
	305	INTEREST IDLE FUNDS	* LINE TOTAL *	678,303	4.25	188,000	1.08	15,972,436	17,337,037
	306	OUTGOING TRANSFERS		50,000	3.15	155,000	6.75	1,585,691	2,295,612
	306	OUTGOING TRANSFERS	* LINE TOTAL *	50,000	3.15	155,000	6.75	1,585,691	2,295,612
	306	UNENCUMBERED CASH		550,126	34.69	749,044	32.63	1,585,691	2,295,612
	306	UNENCUMBERED CASH	SPECIAL EDUCATION	103,901	6.55	138,265	6.02	1,585,691	2,295,612
	306	UNENCUMBERED CASH	VOCATIONAL EDUC.	48,699	3.07	78,968	3.44	1,585,691	2,295,612
	306	UNENCUMBERED CASH	DRIVER TRAINING	13,855	.87	11,014	.48	1,585,691	2,295,612
	306	UNENCUMBERED CASH	FOOD SERVICES	60,744	3.83	38,990	1.70	1,585,691	2,295,612
	306	UNENCUMBERED CASH	CAPITAL OUTLAY	575,341	36.28	585,665	25.51	1,585,691	2,295,612
	306	UNENCUMBERED CASH	TRANSPORTATION	164,225	10.36	193,442	8.43	1,585,691	2,295,612
	306	UNENCUMBERED CASH	* LINE TOTAL *	1,516,891	95.66	1,795,388	78.21	1,585,691	2,295,612
	306	INTEREST IDLE FUNDS	SPECIAL EDUCATION	87,778	5.54		.00	1,585,691	2,295,612
	306	INTEREST IDLE FUNDS	VOCATIONAL EDUC.	31,441	1.98		.00	1,585,691	2,295,612

KNEA LISTING		SPECIAL FUNDS		84-85		PCT OF		85-86		PCT OF		84-85 GEN FUND		85-86 GEN FUND	
USD	LINE	FUND	ACTUAL	TOTAL	BUDGET	TOTAL	ACTUAL	TOTAL	BUDGET	TOTAL	ACTUAL	TOTAL	BUDGET	TOTAL	
306	INTEREST IDLE FUNDS	DRIVER TRAINING	15,000	.95							1,585,691		2,295,612		
306	INTEREST IDLE FUNDS	FOOD SERVICES		.00	10,000						1,585,691		2,295,612		
306	INTEREST IDLE FUNDS	CAPITAL OUTLAY	57,000	3.59	59,999						1,585,691		2,295,612		
306	INTEREST IDLE FUNDS	* LINE TOTAL *	191,219	12.06	69,999						1,585,691		2,295,612		
307	OUTGOING TRANSFERS		103,000	10.84	77,000						950,351		1,113,690		
307	OUTGOING TRANSFERS	* LINE TOTAL *	103,000	10.84	77,000						950,351		1,113,690		
307	UNENCUMBERED CASH		341,164	35.90	375,152						950,351		1,113,690		
307	UNENCUMBERED CASH	SPECIAL EDUCATION	13,381	1.41	23,170						950,351		1,113,690		
307	UNENCUMBERED CASH	VOCATIONAL EDUC.	8,949	.94	14,639						950,351		1,113,690		
307	UNENCUMBERED CASH	FOOD SERVICES	15,291	1.61	12,900						950,351		1,113,690		
307	UNENCUMBERED CASH	CAPITAL OUTLAY	102,527	10.79	138,931						950,351		1,113,690		
307	UNENCUMBERED CASH	TRANSPORTATION	56,372	5.93	38,415						950,351		1,113,690		
307	UNENCUMBERED CASH	* LINE TOTAL *	537,684	56.58	603,207						950,351		1,113,690		
307	INTEREST IDLE FUNDS	SPECIAL EDUCATION	2,422	.25			12,303		1.10		950,351		1,113,690		
307	INTEREST IDLE FUNDS	VOCATIONAL EDUC.	437	.05					.00		950,351		1,113,690		
307	INTEREST IDLE FUNDS	FOOD SERVICES	782	.08					.00		950,351		1,113,690		
307	INTEREST IDLE FUNDS	CAPITAL OUTLAY	48,382	5.09			20,000		1.80		950,351		1,113,690		
307	INTEREST IDLE FUNDS	TRANSPORTATION	3,305	.35					.00		950,351		1,113,690		
307	INTEREST IDLE FUNDS	* LINE TOTAL *	55,328	5.82			32,303		2.90		950,351		1,113,690		
308	OUTGOING TRANSFERS		996,934	7.62	1,010,333						13,091,522		13,677,045		
308	OUTGOING TRANSFERS	* LINE TOTAL *	996,934	7.62	1,010,333						13,091,522		13,677,045		
308	UNENCUMBERED CASH		1,170,268	8.94	1,013,735						13,091,522		13,677,045		
308	UNENCUMBERED CASH	SPECIAL EDUCATION	105,582	.81	51,575				.38		13,091,522		13,677,045		
308	UNENCUMBERED CASH	VOCATIONAL EDUC.	174,430	1.33	189,940				1.39		13,091,522		13,677,045		
308	UNENCUMBERED CASH	DRIVER TRAINING	30,224	.23	11,812				.09		13,091,522		13,677,045		
308	UNENCUMBERED CASH	FOOD SERVICES	125,980	.96	159,145				1.16		13,091,522		13,677,045		
308	UNENCUMBERED CASH	CAPITAL OUTLAY	1,669,925	12.76	1,595,000				11.66		13,091,522		13,677,045		
308	UNENCUMBERED CASH	TRANSPORTATION	88,017	.67	97,629				.71		13,091,522		13,677,045		
308	UNENCUMBERED CASH	BILINGUAL EDUCATION		.00	15,462				.11		13,091,522		13,677,045		
308	UNENCUMBERED CASH	* LINE TOTAL *	3,364,421	25.70	3,134,298				22.92		13,091,522		13,677,045		
308	INTEREST IDLE FUNDS	SPECIAL EDUCATION	45,000	.34	45,000				.33		13,091,522		13,677,045		
308	INTEREST IDLE FUNDS	FOOD SERVICES	16,995	.13	10,000				.07		13,091,522		13,677,045		
308	INTEREST IDLE FUNDS	CAPITAL OUTLAY	277,043	2.12	200,000				1.46		13,091,522		13,677,045		
308	INTEREST IDLE FUNDS	* LINE TOTAL *	339,038	2.59	255,000				1.86		13,091,522		13,677,045		
309	OUTGOING TRANSFERS		600,000	14.58	450,000						4,113,826		4,549,770		
309	OUTGOING TRANSFERS	* LINE TOTAL *	600,000	14.58	450,000						4,113,826		4,549,770		
309	UNENCUMBERED CASH		602,280	14.64	842,121						4,113,826		4,549,770		
309	UNENCUMBERED CASH	SPECIAL EDUCATION	155,234	3.77	232,948				5.12		4,113,826		4,549,770		
309	UNENCUMBERED CASH	VOCATIONAL EDUC.	45,823	1.11	56,299				1.24		4,113,826		4,549,770		
309	UNENCUMBERED CASH	DRIVER TRAINING	26,104	.63	31,415				.69		4,113,826		4,549,770		
309	UNENCUMBERED CASH	FOOD SERVICES	34,633	.84	33,666				.74		4,113,826		4,549,770		
309	UNENCUMBERED CASH	CAPITAL OUTLAY	429,555	10.44	612,862				13.47		4,113,826		4,549,770		
309	UNENCUMBERED CASH	TRANSPORTATION	166,829	4.06	182,352				4.01		4,113,826		4,549,770		
309	UNENCUMBERED CASH	* LINE TOTAL *	1,460,458	35.50	1,991,663				43.78		4,113,826		4,549,770		
309	INTEREST IDLE FUNDS	VOCATIONAL EDUC.	19,173	.47	20,000				.44		4,113,826		4,549,770		
309	INTEREST IDLE FUNDS	CAPITAL OUTLAY	159,253	3.87	150,000				3.30		4,113,826		4,549,770		
309	INTEREST IDLE FUNDS	* LINE TOTAL *	178,426	4.34	170,000				3.74		4,113,826		4,549,770		
310	OUTGOING TRANSFERS		94,590	5.64	93,000						1,676,895		2,024,411		
310	OUTGOING TRANSFERS	* LINE TOTAL *	94,590	5.64	93,000						1,676,895		2,024,411		
310	UNENCUMBERED CASH		350,000	20.87	620,413						1,676,895		2,024,411		
310	UNENCUMBERED CASH	SPECIAL EDUCATION	77,036	4.59	85,514				4.22		1,676,895		2,024,411		
310	UNENCUMBERED CASH	VOCATIONAL EDUC.	14,087	.84	13,165				.65		1,676,895		2,024,411		
310	UNENCUMBERED CASH	DRIVER TRAINING	9,138	.54	8,826				.44		1,676,895		2,024,411		
310	UNENCUMBERED CASH	FOOD SERVICES	60,360	3.60	68,990				3.41		1,676,895		2,024,411		
310	UNENCUMBERED CASH	CAPITAL OUTLAY	110,225	6.57	78,095				3.86		1,676,895		2,024,411		
310	UNENCUMBERED CASH	TRANSPORTATION	36,943	2.20	47,795				2.36		1,676,895		2,024,411		
310	UNENCUMBERED CASH	* LINE TOTAL *	657,789	39.23	922,798				45.58		1,676,895		2,024,411		
310	INTEREST IDLE FUNDS	FOOD SERVICES	42,732	2.55					.00		1,676,895		2,024,411		
310	INTEREST IDLE FUNDS	CAPITAL OUTLAY	1,275	.08					.00		1,676,895		2,024,411		
310	INTEREST IDLE FUNDS	TRANSPORTATION	18,941	1.13					.00		1,676,895		2,024,411		
310	INTEREST IDLE FUNDS	* LINE TOTAL *	62,948	3.75					.00		1,676,895		2,024,411		
311	OUTGOING TRANSFERS		45,000	4.35	103,418						1,033,615		1,255,231		
311	OUTGOING TRANSFERS	* LINE TOTAL *	45,000	4.35	103,418						1,033,615		1,255,231		
311	UNENCUMBERED CASH		194,537	18.82	327,052						1,033,615		1,255,231		
311	UNENCUMBERED CASH	SPECIAL EDUCATION	66,133	6.40	36,685				2.92		1,033,615		1,255,231		

KNEA LISTING SPECIAL FUNDS

USD LINE	FUND	84-85 ACTUAL	PCT OF TOTAL	85-86 BUDGET	PCT OF TOTAL	84-85 GEN FUNDO ACTUAL TOTAL	85-86 GEN FUNDO BUDGET TOTAL
311	UNENCUMBERED CASH VOCATIONAL EDUC.	18,702	1.81	11,089	.88	1,033,615	1,255,231
311	UNENCUMBERED CASH DRIVER TRAINING	10,178	.98	9,593	.76	1,033,615	1,255,231
311	UNENCUMBERED CASH FOOD SERVICES	34,932	3.38	18,278	1.46	1,033,615	1,255,231
311	UNENCUMBERED CASH CAPITAL OUTLAY	184,909	17.89	206,500	16.45	1,033,615	1,255,231
311	UNENCUMBERED CASH TRANSPORTATION	100,398	9.71	76,807	6.12	1,033,615	1,255,231
311	UNENCUMBERED CASH * LINE TOTAL *	609,789	59.00	686,004	54.65	1,033,615	1,255,231
311	INTEREST IDLE FUNDS CAPITAL OUTLAY	57,524	5.57	3,499	.28	1,033,615	1,255,231
311	INTEREST IDLE FUNDS * LINE TOTAL *	57,524	5.57	3,499	.28	1,033,615	1,255,231
312	OUTGOING TRANSFERS	140,000	4.66	395,000	10.48	3,006,740	3,767,562
312	OUTGOING TRANSFERS * LINE TOTAL *	140,000	4.66	395,000	10.48	3,006,740	3,767,562
312	UNENCUMBERED CASH	551,113	18.33	975,646	25.90	3,006,740	3,767,562
312	UNENCUMBERED CASH SPECIAL EDUCATION	62,715	2.09	13,086	.35	3,006,740	3,767,562
312	UNENCUMBERED CASH VOCATIONAL EDUC.	7,173	.24	1,493	.04	3,006,740	3,767,562
312	UNENCUMBERED CASH DRIVER TRAINING	14,864	.49	12,762	.34	3,006,740	3,767,562
312	UNENCUMBERED CASH FOOD SERVICES	32,760	1.09	16,581	.44	3,006,740	3,767,562
312	UNENCUMBERED CASH CAPITAL OUTLAY	979,934	32.59	547,048	14.52	3,006,740	3,767,562
312	UNENCUMBERED CASH TRANSPORTATION	101,318	3.37	17,625	.47	3,006,740	3,767,562
312	UNENCUMBERED CASH * LINE TOTAL *	1,749,877	58.20	1,584,241	42.05	3,006,740	3,767,562
312	INTEREST IDLE FUNDS CAPITAL OUTLAY	196,943	6.55	80,000	2.12	3,006,740	3,767,562
312	INTEREST IDLE FUNDS * LINE TOTAL *	196,943	6.55	80,000	2.12	3,006,740	3,767,562
313	OUTGOING TRANSFERS	483,666	9.27	422,000	7.43	5,219,268	5,677,080
313	OUTGOING TRANSFERS * LINE TOTAL *	483,666	9.27	422,000	7.43	5,219,268	5,677,080
313	UNENCUMBERED CASH	414,756	7.95	577,540	10.17	5,219,268	5,677,080
313	UNENCUMBERED CASH SPECIAL EDUCATION	140,213	2.69	319,006	5.62	5,219,268	5,677,080
313	UNENCUMBERED CASH VOCATIONAL EDUC.	128,664	2.47	139,807	2.46	5,219,268	5,677,080
313	UNENCUMBERED CASH DRIVER TRAINING	21,533	.41	17,590	.31	5,219,268	5,677,080
313	UNENCUMBERED CASH FOOD SERVICES	213,258	4.09	206,007	3.63	5,219,268	5,677,080
313	UNENCUMBERED CASH CAPITAL OUTLAY	616,850	11.82	565,736	9.97	5,219,268	5,677,080
313	UNENCUMBERED CASH TRANSPORTATION	189,069	3.62	193,483	3.41	5,219,268	5,677,080
313	UNENCUMBERED CASH * LINE TOTAL *	1,724,343	33.04	2,019,169	35.57	5,219,268	5,677,080
313	INTEREST IDLE FUNDS SPECIAL EDUCATION	180,000	3.45		.00	5,219,268	5,677,080
313	INTEREST IDLE FUNDS VOCATIONAL EDUC.	126	.00		.00	5,219,268	5,677,080
313	INTEREST IDLE FUNDS DRIVER TRAINING	2,505	.05		.00	5,219,268	5,677,080
313	INTEREST IDLE FUNDS CAPITAL OUTLAY	76,546	1.47	250,000	4.40	5,219,268	5,677,080
313	INTEREST IDLE FUNDS * LINE TOTAL *	259,177	4.97	250,000	4.40	5,219,268	5,677,080
314	OUTGOING TRANSFERS	3,000	.46	28,000	3.61	648,442	775,131
314	OUTGOING TRANSFERS * LINE TOTAL *	3,000	.46	28,000	3.61	648,442	775,131
314	UNENCUMBERED CASH	274,015	42.26	312,920	40.37	648,442	775,131
314	UNENCUMBERED CASH SPECIAL EDUCATION	37,499	5.78	37,228	4.80	648,442	775,131
314	UNENCUMBERED CASH DRIVER TRAINING	4,121	.64	4,250	.55	648,442	775,131
314	UNENCUMBERED CASH FOOD SERVICES	12,547	1.93	10,903	1.41	648,442	775,131
314	UNENCUMBERED CASH CAPITAL OUTLAY	77,213	11.91	54,760	7.06	648,442	775,131
314	UNENCUMBERED CASH TRANSPORTATION	27,787	4.29	33,872	4.37	648,442	775,131
314	UNENCUMBERED CASH * LINE TOTAL *	433,182	66.80	453,933	58.56	648,442	775,131
314	INTEREST IDLE FUNDS SPECIAL EDUCATION	30,000	4.63		.00	648,442	775,131
314	INTEREST IDLE FUNDS CAPITAL OUTLAY	8,696	1.34	30,000	3.87	648,442	775,131
314	INTEREST IDLE FUNDS * LINE TOTAL *	38,696	5.97	30,000	3.87	648,442	775,131
315	OUTGOING TRANSFERS	511,700	15.79	797,271	20.18	3,240,998	3,950,556
315	OUTGOING TRANSFERS * LINE TOTAL *	511,700	15.79	797,271	20.18	3,240,998	3,950,556
315	UNENCUMBERED CASH	715,368	22.07	882,254	22.33	3,240,998	3,950,556
315	UNENCUMBERED CASH SPECIAL EDUCATION	138,966	4.29	127,368	3.22	3,240,998	3,950,556
315	UNENCUMBERED CASH VOCATIONAL EDUC.	59,567	1.84	79,083	2.00	3,240,998	3,950,556
315	UNENCUMBERED CASH DRIVER TRAINING	12,058	.37	15,368	.39	3,240,998	3,950,556
315	UNENCUMBERED CASH FOOD SERVICES	46,474	1.43	36,818	.93	3,240,998	3,950,556
315	UNENCUMBERED CASH CAPITAL OUTLAY	68,907	2.13	282,035	7.14	3,240,998	3,950,556
315	UNENCUMBERED CASH TRANSPORTATION	44,873	1.38	78,805	1.99	3,240,998	3,950,556
315	UNENCUMBERED CASH ADULT SUPPLEMENTARY	828	.03	1,494	.04	3,240,998	3,950,556
315	UNENCUMBERED CASH * LINE TOTAL *	1,087,041	33.54	1,503,225	38.05	3,240,998	3,950,556
315	INTEREST IDLE FUNDS DRIVER TRAINING	950	.03		.00	3,240,998	3,950,556
315	INTEREST IDLE FUNDS FOOD SERVICES	3,176	.10	3,000	.08	3,240,998	3,950,556
315	INTEREST IDLE FUNDS CAPITAL OUTLAY	140,663	4.34	140,000	3.54	3,240,998	3,950,556
315	INTEREST IDLE FUNDS * LINE TOTAL *	144,789	4.47	143,000	3.62	3,240,998	3,950,556
316	OUTGOING TRANSFERS	37,700	5.78	129,400	15.40	652,649	840,000
316	OUTGOING TRANSFERS * LINE TOTAL *	37,700	5.78	129,400	15.40	652,649	840,000

KNEA LISTING SPECIAL FUNDS

USD	LINE	FUND	84-85 ACTUAL	PCT OF TOTAL	85-86 BUDGET	PCT OF TOTAL	84-85 GEN FUND ACTUAL TOTAL	85-86 GEN FUND BUDGET TOTAL
316	UNENCUMBERED CASH		267,757	41.03	333,127	39.66	652,649	840,000
316	UNENCUMBERED CASH	SPECIAL EDUCATION	4,021	.62	4,532	.54	652,649	840,000
316	UNENCUMBERED CASH	DRIVER TRAINING	3,487	.53	22	.00	652,649	840,000
316	UNENCUMBERED CASH	FOOD SERVICES	18,977	2.91	11,200	1.33	652,649	840,000
316	UNENCUMBERED CASH	CAPITAL OUTLAY	14,924	2.29	32,848	3.91	652,649	840,000
316	UNENCUMBERED CASH	TRANSPORTATION	5,815	.89	17,868	2.13	652,649	840,000
316	UNENCUMBERED CASH	* LINE TOTAL *	314,981	48.26	399,597	47.57	652,649	840,000
316	INTEREST IDLE FUNDS	SPECIAL EDUCATION	10,923	1.67		.00	652,649	840,000
316	INTEREST IDLE FUNDS	DRIVER TRAINING		.00	115	.01	652,649	840,000
316	INTEREST IDLE FUNDS	FOOD SERVICES	4,280	.66		.00	652,649	840,000
316	INTEREST IDLE FUNDS	CAPITAL OUTLAY	13,819	2.12	12,001	1.43	652,649	840,000
316	INTEREST IDLE FUNDS	TRANSPORTATION	9,827	1.51	7,000	.83	652,649	840,000
316	INTEREST IDLE FUNDS	* LINE TOTAL *	38,849	5.95	19,116	2.28	652,649	840,000
317	OUTGOING TRANSFERS		88,225	22.88	40,000	10.03	385,681	398,710
317	OUTGOING TRANSFERS	* LINE TOTAL *	88,225	22.88	40,000	10.03	385,681	398,710
317	UNENCUMBERED CASH		48,099	12.47	32,770	8.22	385,681	398,710
317	UNENCUMBERED CASH	SPECIAL EDUCATION	36,583	9.49	54,984	13.72	385,681	398,710
317	UNENCUMBERED CASH	DRIVER TRAINING	900	.23	4,628	1.16	385,681	398,710
317	UNENCUMBERED CASH	FOOD SERVICES	20,693	5.37	29,281	7.34	385,681	398,710
317	UNENCUMBERED CASH	CAPITAL OUTLAY	56,969	14.77	79,313	19.89	385,681	398,710
317	UNENCUMBERED CASH	TRANSPORTATION	37,860	9.82	35,654	8.94	385,681	398,710
317	UNENCUMBERED CASH	* LINE TOTAL *	201,104	52.14	236,630	59.35	385,681	398,710
317	INTEREST IDLE FUNDS	SPECIAL EDUCATION	2,867	.74	5,000	1.25	385,681	398,710
317	INTEREST IDLE FUNDS	CAPITAL OUTLAY	15,413	4.00	10,000	2.51	385,681	398,710
317	INTEREST IDLE FUNDS	* LINE TOTAL *	18,280	4.74	15,000	3.76	385,681	398,710
318	OUTGOING TRANSFERS		239,114	14.50	255,920	13.39	1,648,619	1,910,802
318	OUTGOING TRANSFERS	* LINE TOTAL *	239,114	14.50	255,920	13.39	1,648,619	1,910,802
318	UNENCUMBERED CASH		309,662	18.78	338,858	17.73	1,648,619	1,910,802
318	UNENCUMBERED CASH	SPECIAL EDUCATION	41,661	2.53	40,510	2.12	1,648,619	1,910,802
318	UNENCUMBERED CASH	COOP SPECIAL EDUC.	23,387	1.42	22,098	1.16	1,648,619	1,910,802
318	UNENCUMBERED CASH	VOCATIONAL EDUC.	25,948	1.57	23,376	1.22	1,648,619	1,910,802
318	UNENCUMBERED CASH	DRIVER TRAINING	4,006	.24	5,469	.29	1,648,619	1,910,802
318	UNENCUMBERED CASH	FOOD SERVICES	28,759	1.74	18,528	.97	1,648,619	1,910,802
318	UNENCUMBERED CASH	CAPITAL OUTLAY	82,040	4.98	127,957	6.70	1,648,619	1,910,802
318	UNENCUMBERED CASH	TRANSPORTATION	42,440	2.57	34,562	1.81	1,648,619	1,910,802
318	UNENCUMBERED CASH	* LINE TOTAL *	557,903	33.84	611,358	31.99	1,648,619	1,910,802
318	INTEREST IDLE FUNDS	SPECIAL EDUCATION		.00	5,500	.29	1,648,619	1,910,802
318	INTEREST IDLE FUNDS	VOCATIONAL EDUC.	12,418	.75	10,000	.52	1,648,619	1,910,802
318	INTEREST IDLE FUNDS	CAPITAL OUTLAY	75,466	4.58	40,000	2.09	1,648,619	1,910,802
318	INTEREST IDLE FUNDS	TRANSPORTATION		.00	10,000	.52	1,648,619	1,910,802
318	INTEREST IDLE FUNDS	* LINE TOTAL *	87,884	5.33	65,500	3.43	1,648,619	1,910,802
320	OUTGOING TRANSFERS		310,188	11.31	189,589	4.69	2,741,543	4,046,669
320	OUTGOING TRANSFERS	* LINE TOTAL *	310,188	11.31	189,589	4.69	2,741,543	4,046,669
320	UNENCUMBERED CASH		1,014,197	36.99	1,272,680	31.45	2,741,543	4,046,669
320	UNENCUMBERED CASH	SPECIAL EDUCATION	11,966	.44		.00	2,741,543	4,046,669
320	UNENCUMBERED CASH	COOP SPECIAL EDUC.	38,854	1.42	74,174	1.83	2,741,543	4,046,669
320	UNENCUMBERED CASH	VOCATIONAL EDUC.	20,430	.75	44,004	1.09	2,741,543	4,046,669
320	UNENCUMBERED CASH	DRIVER TRAINING	13,092	.48	20,201	.50	2,741,543	4,046,669
320	UNENCUMBERED CASH	FOOD SERVICES	33,509	1.22	33,875	.84	2,741,543	4,046,669
320	UNENCUMBERED CASH	CAPITAL OUTLAY	314,656	11.48	371,322	9.18	2,741,543	4,046,669
320	UNENCUMBERED CASH	TRANSPORTATION	112,796	4.37	128,154	3.17	2,741,543	4,046,669
320	UNENCUMBERED CASH	* LINE TOTAL *	1,566,500	57.14	1,944,410	48.05	2,741,543	4,046,669
320	INTEREST IDLE FUNDS	VOCATIONAL EDUC.	17,385	.63	40,000	.99	2,741,543	4,046,669
320	INTEREST IDLE FUNDS	DRIVER TRAINING	8,625	.31		.00	2,741,543	4,046,669
320	INTEREST IDLE FUNDS	CAPITAL OUTLAY	113,909	4.15	100,000	2.47	2,741,543	4,046,669
320	INTEREST IDLE FUNDS	TRANSPORTATION	21,469	.78		.00	2,741,543	4,046,669
320	INTEREST IDLE FUNDS	* LINE TOTAL *	161,388	5.89	140,000	3.46	2,741,543	4,046,669
321	OUTGOING TRANSFERS		393,647	10.75	99,698	2.59	3,662,964	3,850,347
321	OUTGOING TRANSFERS	* LINE TOTAL *	393,647	10.75	99,698	2.59	3,662,964	3,850,347
321	UNENCUMBERED CASH		37,665	1.03	122,362	3.18	3,662,964	3,850,347
321	UNENCUMBERED CASH	SPECIAL EDUCATION		.00	124,993	3.25	3,662,964	3,850,347
321	UNENCUMBERED CASH	VOCATIONAL EDUC.	500	.01		.00	3,662,964	3,850,347
321	UNENCUMBERED CASH	DRIVER TRAINING	500	.01	2,000	.05	3,662,964	3,850,347
321	UNENCUMBERED CASH	FOOD SERVICES	500	.01	15,000	.39	3,662,964	3,850,347
321	UNENCUMBERED CASH	CAPITAL OUTLAY	18,279	.50	228,955	5.95	3,662,964	3,850,347
321	UNENCUMBERED CASH	TRANSPORTATION	510	.01	85,420	2.22	3,662,964	3,850,347
321	UNENCUMBERED CASH	ADULT SUPPLEMENTARY	225	.01	225	.01	3,662,964	3,850,347
321	UNENCUMBERED CASH	* LINE TOTAL *	58,179	1.59	578,955	15.04	3,662,964	3,850,347

KNEA LISTING SPECIAL FUNDS

USD	LINE	FUND	84-85 ACTUAL	PCT OF TOTAL	85-86 BUOGET	PCT OF TOTAL	84-85 GEN FUND ACTUAL TOTAL	85-86 GEN FUND BUDGET TOTAL
	321	INTEREST IDLE FUNDS SPECIAL EDUCATION	44,679	1.22	30,577	.79	3,662,964	3,850,347
	321	INTEREST IDLE FUNDS VOCATIONAL EDUC.	50,680	1.39		.00	3,662,964	3,850,347
	321	INTEREST IDLE FUNDS FOOD SERVICES	14,487	.40		.00	3,662,964	3,850,347
	321	INTEREST IDLE FUNDS CAPITAL OUTLAY		.00	20,000	.52	3,662,964	3,850,347
	321	INTEREST IDLE FUNDS TRANSPORTATION	41,365	1.13	23,920	.62	3,662,964	3,850,347
	321	INTEREST IDLE FUNDS * LINE TOTAL *	151,211	4.13	74,497	1.93	3,662,964	3,850,347
	322	OUTGOING TRANSFERS	117,820	8.18	82,434	5.32	1,440,549	1,550,285
	322	OUTGOING TRANSFERS * LINE TOTAL *	117,820	8.18	82,434	5.32	1,440,549	1,550,285
	322	UNENCUMBERED CASH	164,823	11.44	175,281	11.31	1,440,549	1,550,285
	322	UNENCUMBERED CASH SPECIAL EDUCATION	22,046	1.53	23,731	1.53	1,440,549	1,550,285
	322	UNENCUMBERED CASH VOCATIONAL EDUC.	4,605	.32	12,580	.81	1,440,549	1,550,285
	322	UNENCUMBERED CASH DRIVER TRAINING	1,087	.08	1,505	.10	1,440,549	1,550,285
	322	UNENCUMBERED CASH FOOD SERVICES	5,632	.39	5,042	.33	1,440,549	1,550,285
	322	UNENCUMBERED CASH CAPITAL OUTLAY	3,279	.23	17,946	1.16	1,440,549	1,550,285
	322	UNENCUMBERED CASH TRANSPORTATION	21,780	1.51	24,513	1.58	1,440,549	1,550,285
	322	UNENCUMBERED CASH * LINE TOTAL *	223,252	15.50	260,598	16.81	1,440,549	1,550,285
	322	INTEREST IDLE FUNDS FOOD SERVICES	2,400	.17	2,000	.13	1,440,549	1,550,285
	322	INTEREST IDLE FUNDS CAPITAL OUTLAY	24,984	1.73	20,000	1.29	1,440,549	1,550,285
	322	INTEREST IDLE FUNDS * LINE TOTAL *	27,384	1.90	22,000	1.42	1,440,549	1,550,285
	323	OUTGOING TRANSFERS	247,553	14.12	155,000	7.63	1,753,803	2,032,104
	323	OUTGOING TRANSFERS * LINE TOTAL *	247,553	14.12	155,000	7.63	1,753,803	2,032,104
	323	UNENCUMBERED CASH	197,444	11.26	208,614	10.27	1,753,803	2,032,104
	323	UNENCUMBERED CASH SPECIAL EDUCATION	54,422	3.10	60,696	2.99	1,753,803	2,032,104
	323	UNENCUMBERED CASH VOCATIONAL EDUC.	58,879	3.36	53,501	2.63	1,753,803	2,032,104
	323	UNENCUMBERED CASH DRIVER TRAINING	12,009	.68	8,931	.44	1,753,803	2,032,104
	323	UNENCUMBERED CASH FOOD SERVICES	29,493	1.68	32,851	1.62	1,753,803	2,032,104
	323	UNENCUMBERED CASH CAPITAL OUTLAY	157,661	8.99	177,573	8.74	1,753,803	2,032,104
	323	UNENCUMBERED CASH TRANSPORTATION	27,680	1.58	27,469	1.35	1,753,803	2,032,104
	323	UNENCUMBERED CASH * LINE TOTAL *	537,588	30.65	569,635	28.03	1,753,803	2,032,104
	323	INTEREST IDLE FUNDS CAPITAL OUTLAY	70,742	4.03	30,000	1.48	1,753,803	2,032,104
	323	INTEREST IDLE FUNDS * LINE TOTAL *	70,742	4.03	30,000	1.48	1,753,803	2,032,104
	324	OUTGOING TRANSFERS	44,129	7.37	61,910	8.53	599,145	725,525
	324	OUTGOING TRANSFERS * LINE TOTAL *	44,129	7.37	61,910	8.53	599,145	725,525
	324	UNENCUMBERED CASH	131,852	22.01	173,648	23.93	599,145	725,525
	324	UNENCUMBERED CASH SPECIAL EDUCATION	8,167	1.36	3,576	.49	599,145	725,525
	324	UNENCUMBERED CASH VOCATIONAL EDUC.	11,626	1.94	4,612	.64	599,145	725,525
	324	UNENCUMBERED CASH DRIVER TRAINING	7,395	1.23	6,625	.91	599,145	725,525
	324	UNENCUMBERED CASH FOOD SERVICES	9,490	1.58	10,996	1.52	599,145	725,525
	324	UNENCUMBERED CASH CAPITAL OUTLAY	116,250	19.40	110,360	15.21	599,145	725,525
	324	UNENCUMBERED CASH TRANSPORTATION	38,931	6.50	26,340	3.63	599,145	725,525
	324	UNENCUMBERED CASH * LINE TOTAL *	323,711	54.03	336,157	46.33	599,145	725,525
	324	INTEREST IDLE FUNDS FOOD SERVICES	6,000	1.00	6,000	.83	599,145	725,525
	324	INTEREST IDLE FUNDS CAPITAL OUTLAY	27,524	4.59	4,439	.61	599,145	725,525
	324	INTEREST IDLE FUNDS * LINE TOTAL *	33,524	5.60	10,439	1.44	599,145	725,525
	325	OUTGOING TRANSFERS	169,942	7.68	231,475	8.73	2,213,093	2,650,000
	325	OUTGOING TRANSFERS * LINE TOTAL *	169,942	7.68	231,475	8.73	2,213,093	2,650,000
	325	UNENCUMBERED CASH	392,775	17.75	488,181	18.42	2,213,093	2,650,000
	325	UNENCUMBERED CASH SPECIAL EDUCATION	78,947	3.57	97,512	3.68	2,213,093	2,650,000
	325	UNENCUMBERED CASH COOP. SPECIAL EDUC.	290,922	13.15	222,006	8.39	2,213,093	2,650,000
	325	UNENCUMBERED CASH VOCATIONAL EDUC.	42,295	1.91	40,770	1.54	2,213,093	2,650,000
	325	UNENCUMBERED CASH DRIVER TRAINING	31,503	1.42	39,576	1.49	2,213,093	2,650,000
	325	UNENCUMBERED CASH FOOD SERVICES	26,298	1.19	13,594	.51	2,213,093	2,650,000
	325	UNENCUMBERED CASH CAPITAL OUTLAY	225,229	10.18	291,472	11.00	2,213,093	2,650,000
	325	UNENCUMBERED CASH TRANSPORTATION	121,973	5.51	125,601	4.74	2,213,093	2,650,000
	325	UNENCUMBERED CASH ADULT EDUCATION	1,112	.05	1,379	.05	2,213,093	2,650,000
	325	UNENCUMBERED CASH * LINE TOTAL *	1,211,054	54.72	1,320,091	49.81	2,213,093	2,650,000
	325	INTEREST IDLE FUNDS SPECIAL EDUCATION	10,000	.45		.00	2,213,093	2,650,000
	325	INTEREST IDLE FUNDS VOCATIONAL EDUC.	19,189	.87	13,533	.51	2,213,093	2,650,000
	325	INTEREST IDLE FUNDS DRIVER TRAINING	5,000	.23		.00	2,213,093	2,650,000
	325	INTEREST IDLE FUNDS CAPITAL OUTLAY	64,029	2.89	40,060	1.51	2,213,093	2,650,000
	325	INTEREST IDLE FUNDS TRANSPORTATION	13,557	.61		.00	2,213,093	2,650,000
	325	INTEREST IDLE FUNDS * LINE TOTAL *	111,775	5.05	53,593	2.02	2,213,093	2,650,000
	326	OUTGOING TRANSFERS	35,000	3.25	56,979	4.80	1,077,694	1,186,279
	326	OUTGOING TRANSFERS * LINE TOTAL *	35,000	3.25	56,979	4.80	1,077,694	1,186,279
	326	UNENCUMBERED CASH	295,844	27.45	334,625	28.21	1,077,694	1,186,279

KNEA LISTING SPECIAL FUNDS

USD	LINE	FUND	84-85 ACTUAL	PCT OF TOTAL	85-86 BUDGET	PCT OF TOTAL	84-85 GEN FUND ACTUAL TOTAL	85-86 GEN FUND BUDGET TOTAL
326	UNENCUMBERED CASH	SPECIAL EDUCATION	30,900	2.87	30,048	2.53	1,077,694	1,186,279
326	UNENCUMBERED CASH	DRIVER TRAINING	5,746	.53	6,076	.51	1,077,694	1,186,279
326	UNENCUMBERED CASH	FOOD SERVICES	17,201	1.60	21,245	1.79	1,077,694	1,186,279
326	UNENCUMBERED CASH	CAPITAL OUTLAY	149,754	13.90	165,754	13.97	1,077,694	1,186,279
326	UNENCUMBERED CASH	TRANSPORTATION	132,557	12.30	133,253	11.23	1,077,694	1,186,279
326	UNENCUMBERED CASH	* LINE TOTAL *	632,002	58.64	691,001	58.25	1,077,694	1,186,279
326	INTEREST IDLE FUNDS	SPECIAL EDUCATION		.00	1,352	.11	1,077,694	1,186,279
326	INTEREST IDLE FUNDS	DRIVER TRAINING	4,492	.42	5,804	.49	1,077,694	1,186,279
326	INTEREST IDLE FUNDS	FOOD SERVICES	25,163	2.33	15,781	1.33	1,077,694	1,186,279
326	INTEREST IDLE FUNDS	CAPITAL OUTLAY	16,000	1.48	12,500	1.05	1,077,694	1,186,279
326	INTEREST IDLE FUNDS	TRANSPORTATION	31,150	2.89		.00	1,077,694	1,186,279
326	INTEREST IDLE FUNDS	* LINE TOTAL *	76,805	7.13	35,437	2.99	1,077,694	1,186,279
327	OUTGOING TRANSFERS		53,000	2.31	124,286	4.68	2,292,150	2,657,511
327	OUTGOING TRANSFERS	* LINE TOTAL *	53,000	2.31	124,286	4.68	2,292,150	2,657,511
327	UNENCUMBERED CASH		241,881	10.55	306,961	11.55	2,292,150	2,657,511
327	UNENCUMBERED CASH	SPECIAL EDUCATION	48,821	2.13	65,370	2.46	2,292,150	2,657,511
327	UNENCUMBERED CASH	VOCATIONAL EDUC.	21,045	.92	18,974	.71	2,292,150	2,657,511
327	UNENCUMBERED CASH	DRIVER TRAINING	2,872	.13	3,063	.12	2,292,150	2,657,511
327	UNENCUMBERED CASH	FOOD SERVICES	15,639	.68	12,204	.46	2,292,150	2,657,511
327	UNENCUMBERED CASH	CAPITAL OUTLAY	215,902	9.42	196,290	7.39	2,292,150	2,657,511
327	UNENCUMBERED CASH	TRANSPORTATION	76,912	3.36	55,599	2.09	2,292,150	2,657,511
327	UNENCUMBERED CASH	* LINE TOTAL *	623,072	27.18	658,361	24.77	2,292,150	2,657,511
327	INTEREST IDLE FUNDS	SPECIAL EDUCATION	23,293	1.02		.00	2,292,150	2,657,511
327	INTEREST IDLE FUNDS	VOCATIONAL EDUC.	10,061	.44		.00	2,292,150	2,657,511
327	INTEREST IDLE FUNDS	DRIVER TRAINING	2,181	.10		.00	2,292,150	2,657,511
327	INTEREST IDLE FUNDS	FOOD SERVICES	27,954	1.22		.00	2,292,150	2,657,511
327	INTEREST IDLE FUNDS	CAPITAL OUTLAY	20,656	.90		.00	2,292,150	2,657,511
327	INTEREST IDLE FUNDS	TRANSPORTATION		.00	10,856	.41	2,292,150	2,657,511
327	INTEREST IDLE FUNDS	* LINE TOTAL *	84,145	3.67	10,856	.41	2,292,150	2,657,511
328	OUTGOING TRANSFERS		163,000	6.81	187,225	7.52	2,394,341	2,490,859
328	OUTGOING TRANSFERS	* LINE TOTAL *	163,000	6.81	187,225	7.52	2,394,341	2,490,859
328	UNENCUMBERED CASH		255,076	10.65	286,847	11.52	2,394,341	2,490,859
328	UNENCUMBERED CASH	SPECIAL EDUCATION	19,919	.83	18,730	.75	2,394,341	2,490,859
328	UNENCUMBERED CASH	VOCATIONAL EDUC.	14,212	.59	6,609	.27	2,394,341	2,490,859
328	UNENCUMBERED CASH	DRIVER TRAINING	5,669	.24	2,175	.09	2,394,341	2,490,859
328	UNENCUMBERED CASH	FOOD SERVICES	19,217	.80	15,854	.64	2,394,341	2,490,859
328	UNENCUMBERED CASH	CAPITAL OUTLAY	55,587	2.32	64,267	2.58	2,394,341	2,490,859
328	UNENCUMBERED CASH	TRANSPORTATION	20,741	.87	21,600	.87	2,394,341	2,490,859
328	UNENCUMBERED CASH	* LINE TOTAL *	390,421	16.31	416,082	16.70	2,394,341	2,490,859
328	INTEREST IDLE FUNDS	CAPITAL OUTLAY	61,711	2.58	58,000	2.33	2,394,341	2,490,859
328	INTEREST IDLE FUNDS	* LINE TOTAL *	61,711	2.58	58,000	2.33	2,394,341	2,490,859
329	OUTGOING TRANSFERS		139,775	8.25	152,696	7.89	1,693,835	1,935,644
329	OUTGOING TRANSFERS	* LINE TOTAL *	139,775	8.25	152,696	7.89	1,693,835	1,935,644
329	UNENCUMBERED CASH		240,245	14.18	262,863	13.58	1,693,835	1,935,644
329	UNENCUMBERED CASH	SPECIAL EDUCATION	154	.01	25,892	1.34	1,693,835	1,935,644
329	UNENCUMBERED CASH	VOCATIONAL EDUC.	1,443	.09	517	.03	1,693,835	1,935,644
329	UNENCUMBERED CASH	DRIVER TRAINING	209	.01	110	.01	1,693,835	1,935,644
329	UNENCUMBERED CASH	FOOD SERVICES	4,510	.27	5,592	.29	1,693,835	1,935,644
329	UNENCUMBERED CASH	CAPITAL OUTLAY	27,091	1.60	15,155	.78	1,693,835	1,935,644
329	UNENCUMBERED CASH	TRANSPORTATION	65,655	3.88	23,859	1.23	1,693,835	1,935,644
329	UNENCUMBERED CASH	* LINE TOTAL *	339,307	20.03	333,988	17.25	1,693,835	1,935,644
329	INTEREST IDLE FUNDS	SPECIAL EDUCATION	33,363	1.97		.00	1,693,835	1,935,644
329	INTEREST IDLE FUNDS	FOOD SERVICES		.00	5,000	.26	1,693,835	1,935,644
329	INTEREST IDLE FUNDS	TRANSPORTATION	10,690	.63	60,000	3.10	1,693,835	1,935,644
329	INTEREST IDLE FUNDS	* LINE TOTAL *	44,053	2.60	65,000	3.36	1,693,835	1,935,644
330	OUTGOING TRANSFERS		113,100	5.76	130,000	5.66	1,964,635	2,295,938
330	OUTGOING TRANSFERS	* LINE TOTAL *	113,100	5.76	130,000	5.66	1,964,635	2,295,938
330	UNENCUMBERED CASH		293,213	14.92	359,329	15.65	1,964,635	2,295,938
330	UNENCUMBERED CASH	SPECIAL EDUCATION	5,954	.30	426	.02	1,964,635	2,295,938
330	UNENCUMBERED CASH	VOCATIONAL EDUC.	3,076	.16	18,329	.80	1,964,635	2,295,938
330	UNENCUMBERED CASH	DRIVER TRAINING	1,915	.10	1,610	.07	1,964,635	2,295,938
330	UNENCUMBERED CASH	FOOD SERVICES	39,006	1.99	39,135	1.70	1,964,635	2,295,938
330	UNENCUMBERED CASH	CAPITAL OUTLAY	62,828	3.20	82,803	3.61	1,964,635	2,295,938
330	UNENCUMBERED CASH	TRANSPORTATION	57,371	2.92	36,186	1.58	1,964,635	2,295,938
330	UNENCUMBERED CASH	ADULT SUPPLEMENTARY	456	.02	187	.01	1,964,635	2,295,938
330	UNENCUMBERED CASH	* LINE TOTAL *	463,819	23.61	538,005	23.43	1,964,635	2,295,938

KNEA LISTING			SPECIAL FUNDS				84-85 GEN FUND		85-86 GEN FUND	
USD	LINE	FUNDO	ACTUAL	PCT OF TOTAL	BUDGET	PCT OF TOTAL	ACTUAL	TOTAL	BUDGET	TOTAL
330	INTEREST IDLE FUNDS	SPECIAL EDUCATION	24,021	1.22	21,374	.93	1,964,635		2,295,938	
330	INTEREST IDLE FUNDS	VOCATIONAL EDUC.	11,478	.58	6,671	.29	1,964,635		2,295,938	
330	INTEREST IDLE FUNDS	DRIVER TRAINING	1,200	.06	1,510	.07	1,964,635		2,295,938	
330	INTEREST IDLE FUNDS	CAPITAL OUTLAY	14,077	.72		.00	1,964,635		2,295,938	
330	INTEREST IDLE FUNDS	* LINE TOTAL *	50,776	2.58	29,555	1.29	1,964,635		2,295,938	
331	OUTGOING TRANSFERS		283,389	8.49	289,711	7.66	3,337,027		3,779,974	
331	OUTGOING TRANSFERS	* LINE TOTAL *	283,389	8.49	289,711	7.66	3,337,027		3,779,974	
331	UNENCUMBERED CASH		550,984	16.51	613,648	16.23	3,337,027		3,779,974	
331	UNENCUMBERED CASH	SPECIAL EDUCATION	7,138	.21	3,530	.09	3,337,027		3,779,974	
331	UNENCUMBERED CASH	VOCATIONAL EDUC.	12,323	.37	9,190	.24	3,337,027		3,779,974	
331	UNENCUMBERED CASH	DRIVER TRAINING	2,819	.08	9,034	.24	3,337,027		3,779,974	
331	UNENCUMBERED CASH	FOOD SERVICES	60,064	1.80	31,536	.83	3,337,027		3,779,974	
331	UNENCUMBERED CASH	CAPITAL OUTLAY	418,907	12.55	509,768	13.49	3,337,027		3,779,974	
331	UNENCUMBERED CASH	TRANSPORTATION	49,158	1.47	79,480	2.10	3,337,027		3,779,974	
331	UNENCUMBERED CASH	* LINE TOTAL *	1,101,393	33.01	1,256,186	33.23	3,337,027		3,779,974	
331	INTEREST IDLE FUNDS	FOOD SERVICES		.00	30,000	.79	3,337,027		3,779,974	
331	INTEREST IDLE FUNDS	CAPITAL OUTLAY	214,738	6.44	80,000	2.12	3,337,027		3,779,974	
331	INTEREST IDLE FUNDS	* LINE TOTAL *	214,738	6.44	110,000	2.91	3,337,027		3,779,974	
332	OUTGOING TRANSFERS		129,000	9.43	109,000	7.08	1,368,375		1,540,000	
332	OUTGOING TRANSFERS	* LINE TOTAL *	129,000	9.43	109,000	7.08	1,368,375		1,540,000	
332	UNENCUMBERED CASH		271,861	19.87	277,064	17.99	1,368,375		1,540,000	
332	UNENCUMBERED CASH	SPECIAL EDUCATION	82,864	6.06	102,273	6.64	1,368,375		1,540,000	
332	UNENCUMBERED CASH	DRIVER TRAINING	13,280	.97	15,145	.98	1,368,375		1,540,000	
332	UNENCUMBERED CASH	FOOD SERVICES	48,986	3.58	49,180	3.19	1,368,375		1,540,000	
332	UNENCUMBERED CASH	CAPITAL OUTLAY	393,521	28.76	558,094	36.24	1,368,375		1,540,000	
332	UNENCUMBERED CASH	TRANSPORTATION	123,635	9.04	122,101	7.93	1,368,375		1,540,000	
332	UNENCUMBERED CASH	* LINE TOTAL *	934,147	68.27	1,123,857	72.98	1,368,375		1,540,000	
332	INTEREST IDLE FUNDS	SPECIAL EDUCATION	10,000	.73	30,000	1.95	1,368,375		1,540,000	
332	INTEREST IDLE FUNDS	DRIVER TRAINING		.00	2,000	.13	1,368,375		1,540,000	
332	INTEREST IDLE FUNDS	FOOD SERVICES	2,000	.15	20,000	1.30	1,368,375		1,540,000	
332	INTEREST IDLE FUNDS	CAPITAL OUTLAY	95,115	6.95	100,000	6.49	1,368,375		1,540,000	
332	INTEREST IDLE FUNDS	TRANSPORTATION	20,000	1.46	30,000	1.95	1,368,375		1,540,000	
332	INTEREST IDLE FUNDS	* LINE TOTAL *	127,115	9.29	182,000	11.82	1,368,375		1,540,000	
333	OUTGOING TRANSFERS		434,688	10.62	267,413	5.98	4,091,452		4,469,908	
333	OUTGOING TRANSFERS	* LINE TOTAL *	434,688	10.62	267,413	5.98	4,091,452		4,469,908	
333	UNENCUMBERED CASH		261,619	6.39	518,341	11.60	4,091,452		4,469,908	
333	UNENCUMBERED CASH	SPECIAL EDUCATION	16,035	.39	18,659	.42	4,091,452		4,469,908	
333	UNENCUMBERED CASH	COOP SPECIAL EDUC.	128,354	3.14	95,958	2.15	4,091,452		4,469,908	
333	UNENCUMBERED CASH	VOCATIONAL EDUC.	11,069	.27		.00	4,091,452		4,469,908	
333	UNENCUMBERED CASH	DRIVER TRAINING	8,652	.21	8,286	.19	4,091,452		4,469,908	
333	UNENCUMBERED CASH	FOOD SERVICES	13,486	.33	8,136	.18	4,091,452		4,469,908	
333	UNENCUMBERED CASH	CAPITAL OUTLAY	130,114	3.18	158,259	3.54	4,091,452		4,469,908	
333	UNENCUMBERED CASH	TRANSPORTATION	40,898	1.00	89,026	1.99	4,091,452		4,469,908	
333	UNENCUMBERED CASH	* LINE TOTAL *	610,227	14.91	896,665	20.06	4,091,452		4,469,908	
333	INTEREST IDLE FUNDS	SPECIAL EDUCATION	52,623	1.29	49,792	1.11	4,091,452		4,469,908	
333	INTEREST IDLE FUNDS	VOCATIONAL EDUC.	19,501	.48		.00	4,091,452		4,469,908	
333	INTEREST IDLE FUNDS	FOOD SERVICES		.00	4,293	.10	4,091,452		4,469,908	
333	INTEREST IDLE FUNDS	TRANSPORTATION	19,121	.47		.00	4,091,452		4,469,908	
333	INTEREST IDLE FUNDS	* LINE TOTAL *	91,245	2.23	54,085	1.21	4,091,452		4,469,908	
334	OUTGOING TRANSFERS		56,000	5.65	92,264	7.50	991,599		1,229,996	
334	OUTGOING TRANSFERS	* LINE TOTAL *	56,000	5.65	92,264	7.50	991,599		1,229,996	
334	UNENCUMBERED CASH		293,568	29.61	490,624	39.89	991,599		1,229,996	
334	UNENCUMBERED CASH	SPECIAL EDUCATION	51,510	5.19	60,878	4.95	991,599		1,229,996	
334	UNENCUMBERED CASH	VOCATIONAL EDUC.	33,042	3.33	28,515	2.32	991,599		1,229,996	
334	UNENCUMBERED CASH	DRIVER TRAINING	4,375	.44	4,240	.34	991,599		1,229,996	
334	UNENCUMBERED CASH	FOOD SERVICES	42,147	4.25	42,039	3.42	991,599		1,229,996	
334	UNENCUMBERED CASH	CAPITAL OUTLAY	132,394	13.35	172,214	14.00	991,599		1,229,996	
334	UNENCUMBERED CASH	TRANSPORTATION	44,667	4.50	62,515	5.08	991,599		1,229,996	
334	UNENCUMBERED CASH	* LINE TOTAL *	601,703	60.68	861,025	70.00	991,599		1,229,996	
334	INTEREST IDLE FUNDS	VOCATIONAL EDUC.	7,437	.75		.00	991,599		1,229,996	
334	INTEREST IDLE FUNDS	DRIVER TRAINING	1,492	.15		.00	991,599		1,229,996	
334	INTEREST IDLE FUNDS	FOOD SERVICES	16,189	1.63	12,000	.98	991,599		1,229,996	
334	INTEREST IDLE FUNDS	CAPITAL OUTLAY	10,206	1.03	12,000	.98	991,599		1,229,996	
334	INTEREST IDLE FUNDS	TRANSPORTATION	8,414	.85		.00	991,599		1,229,996	
334	INTEREST IDLE FUNDS	* LINE TOTAL *	43,738	4.41	24,000	1.95	991,599		1,229,996	
335	OUTGOING TRANSFERS		44,400	3.27	128,000	7.00	1,355,753		1,827,341	
335	OUTGOING TRANSFERS	* LINE TOTAL *	44,400	3.27	128,000	7.00	1,355,753		1,827,341	

KNEA LISTING		SPECIAL FUNDS		84-85	PCT OF	85-86	PCT OF	84-85 GEN FUND	85-86 GEN FUND
USO	LINE	FUND		ACTUAL	TOTAL	BUDGET	TOTAL	ACTUAL TOTAL	BUDGET TOTAL
335	UNENCUMBERED CASH			333,559	24.60	460,086	25.18	1,355,753	1,827,341
335	UNENCUMBERED CASH	SPECIAL EDUCATION		64,933	4.79	40,816	2.23	1,355,753	1,827,341
335	UNENCUMBERED CASH	VOCATIONAL EDUC.		5,257	.39	10,424	.57	1,355,753	1,827,341
335	UNENCUMBERED CASH	DRIVER TRAINING		639	.05	2,322	.13	1,355,753	1,827,341
335	UNENCUMBERED CASH	FOOD SERVICES		31,061	2.29	21,565	1.18	1,355,753	1,827,341
335	UNENCUMBERED CASH	CAPITAL OUTLAY		140,127	10.34	126,119	6.90	1,355,753	1,827,341
335	UNENCUMBERED CASH	TRANSPORTATION		72,705	5.36	54,180	2.96	1,355,753	1,827,341
335	UNENCUMBERED CASH	* LINE TOTAL *		648,281	47.82	715,512	39.16	1,355,753	1,827,341
335	INTEREST IDLE FUNDS	SPECIAL EDUCATION		10,264	.76	5,000	.27	1,355,753	1,827,341
335	INTEREST IDLE FUNDS	FOOD SERVICES		10,675	.79	15,000	.82	1,355,753	1,827,341
335	INTEREST IDLE FUNDS	CAPITAL OUTLAY		32,247	2.38	20,000	1.09	1,355,753	1,827,341
335	INTEREST IDLE FUNDS	* LINE TOTAL *		53,186	3.92	40,000	2.19	1,355,753	1,827,341
336	OUTGOING TRANSFERS			199,416	7.90	200,378	6.40	2,524,571	3,128,937
336	OUTGOING TRANSFERS	* LINE TOTAL *		199,416	7.90	200,378	6.40	2,524,571	3,128,937
336	UNENCUMBERED CASH			558,344	22.12	707,175	22.60	2,524,571	3,128,937
336	UNENCUMBERED CASH	SPECIAL EDUCATION		8,036	.32	4,704	.15	2,524,571	3,128,937
336	UNENCUMBERED CASH	COOP SPECIAL EDUC.		110,770	4.39	112,926	3.61	2,524,571	3,128,937
336	UNENCUMBERED CASH	VOCATIONAL EDUC.		9,136	.36	1	.00	2,524,571	3,128,937
336	UNENCUMBERED CASH	DRIVER TRAINING		3,841	.15	2,756	.09	2,524,571	3,128,937
336	UNENCUMBERED CASH	FOOD SERVICES		33,445	1.32	35,419	1.13	2,524,571	3,128,937
336	UNENCUMBERED CASH	CAPITAL OUTLAY		137,925	5.46	176,606	5.64	2,524,571	3,128,937
336	UNENCUMBERED CASH	TRANSPORTATION		4,918	.19	17,058	.55	2,524,571	3,128,937
336	UNENCUMBERED CASH	* LINE TOTAL *		866,415	34.32	1,056,645	33.77	2,524,571	3,128,937
336	INTEREST IDLE FUNDS	VOCATIONAL EDUC.		11,550	.46		.00	2,524,571	3,128,937
336	INTEREST IDLE FUNDS	CAPITAL OUTLAY		8,299	.33	80,000	2.56	2,524,571	3,128,937
336	INTEREST IDLE FUNDS	* LINE TOTAL *		19,849	.79	80,000	2.56	2,524,571	3,128,937
337	OUTGOING TRANSFERS			125,080	5.57	332,329	11.02	2,247,435	3,016,467
337	OUTGOING TRANSFERS	* LINE TOTAL *		125,080	5.57	332,329	11.02	2,247,435	3,016,467
337	UNENCUMBERED CASH			534,246	23.77	689,936	22.87	2,247,435	3,016,467
337	UNENCUMBERED CASH	SPECIAL EDUCATION		118,726	5.28	71,114	2.36	2,247,435	3,016,467
337	UNENCUMBERED CASH	VOCATIONAL EDUC.		93,447	4.16	27,129	.90	2,247,435	3,016,467
337	UNENCUMBERED CASH	DRIVER TRAINING		10,801	.48	11,755	.39	2,247,435	3,016,467
337	UNENCUMBERED CASH	FOOD SERVICES		33,278	1.48	31,588	1.05	2,247,435	3,016,467
337	UNENCUMBERED CASH	CAPITAL OUTLAY		144,605	6.43	152,881	5.07	2,247,435	3,016,467
337	UNENCUMBERED CASH	TRANSPORTATION		105,781	4.71	97,411	3.23	2,247,435	3,016,467
337	UNENCUMBERED CASH	* LINE TOTAL *		1,040,884	46.31	1,081,814	35.86	2,247,435	3,016,467
337	INTEREST IDLE FUNDS	CAPITAL OUTLAY		116,737	5.19	115,000	3.81	2,247,435	3,016,467
337	INTEREST IDLE FUNDS	* LINE TOTAL *		116,737	5.19	115,000	3.81	2,247,435	3,016,467
338	OUTGOING TRANSFERS			158,500	12.62	141,000	9.71	1,255,916	1,451,786
338	OUTGOING TRANSFERS	* LINE TOTAL *		158,500	12.62	141,000	9.71	1,255,916	1,451,786
338	UNENCUMBERED CASH			232,596	18.52	268,133	18.47	1,255,916	1,451,786
338	UNENCUMBERED CASH	SPECIAL EDUCATION		47,743	3.80	55,227	3.80	1,255,916	1,451,786
338	UNENCUMBERED CASH	VOCATIONAL EDUC.		13,837	1.10	14,648	1.01	1,255,916	1,451,786
338	UNENCUMBERED CASH	DRIVER TRAINING		6,424	.51	5,479	.38	1,255,916	1,451,786
338	UNENCUMBERED CASH	FOOD SERVICES		27,286	2.17	24,502	1.69	1,255,916	1,451,786
338	UNENCUMBERED CASH	CAPITAL OUTLAY		182,786	14.55	123,750	8.52	1,255,916	1,451,786
338	UNENCUMBERED CASH	TRANSPORTATION		48,510	3.86	73,700	5.08	1,255,916	1,451,786
338	UNENCUMBERED CASH	* LINE TOTAL *		559,182	44.52	565,439	38.95	1,255,916	1,451,786
338	INTEREST IDLE FUNDS	CAPITAL OUTLAY		57,472	4.58	48,000	3.31	1,255,916	1,451,786
338	INTEREST IDLE FUNDS	* LINE TOTAL *		57,472	4.58	48,000	3.31	1,255,916	1,451,786
339	OUTGOING TRANSFERS			118,500	9.24	139,000	9.29	1,282,867	1,497,000
339	OUTGOING TRANSFERS	* LINE TOTAL *		118,500	9.24	139,000	9.29	1,282,867	1,497,000
339	UNENCUMBERED CASH			271,156	21.14	347,448	23.21	1,282,867	1,497,000
339	UNENCUMBERED CASH	SPECIAL EDUCATION		29,264	2.28	36,263	2.42	1,282,867	1,497,000
339	UNENCUMBERED CASH	VOCATIONAL EDUC.		28,849	2.25	31,553	2.11	1,282,867	1,497,000
339	UNENCUMBERED CASH	DRIVER TRAINING		9,806	.76	9,628	.64	1,282,867	1,497,000
339	UNENCUMBERED CASH	FOOD SERVICES		37,562	2.93	31,759	2.12	1,282,867	1,497,000
339	UNENCUMBERED CASH	CAPITAL OUTLAY		88,394	6.89	99,180	6.63	1,282,867	1,497,000
339	UNENCUMBERED CASH	TRANSPORTATION		56,048	4.37	45,870	3.06	1,282,867	1,497,000
339	UNENCUMBERED CASH	* LINE TOTAL *		521,079	40.62	601,701	40.19	1,282,867	1,497,000
339	INTEREST IDLE FUNDS	FOOD SERVICES			.00	15,000	1.00	1,282,867	1,497,000
339	INTEREST IDLE FUNDS	CAPITAL OUTLAY		59,995	4.68	46,000	3.07	1,282,867	1,497,000
339	INTEREST IDLE FUNDS	* LINE TOTAL *		59,995	4.68	61,000	4.07	1,282,867	1,497,000
340	OUTGOING TRANSFERS			271,000	11.28	195,000	6.92	2,403,300	2,817,604
340	OUTGOING TRANSFERS	* LINE TOTAL *		271,000	11.28	195,000	6.92	2,403,300	2,817,604

KNEA LISTING

SPECIAL FUNDS

USD. LINE	FUND	84-85 ACTUAL	PCT OF TOTAL	85-86 BUDGET	PCT OF TOTAL	84-85 GEN FUND ACTUAL TOTAL	85-86 GEN FUND BUDGET TOTAL	
340	UNENCUMBERED CASH	340,139	14.15	420,594	14.93	2,403,300	2,817,604	
340	UNENCUMBERED CASH	25,809	1.07	46,612	1.65	2,403,300	2,817,604	
340	UNENCUMBERED CASH	42,414	1.76	22,630	.80	2,403,300	2,817,604	
340	UNENCUMBERED CASH	4,379	.18	3,116	.29	2,403,300	2,817,604	
340	UNENCUMBERED CASH	51,354	2.14	51,776	1.84	2,403,300	2,817,604	
340	UNENCUMBERED CASH	53,910	2.24	103,009	3.66	2,403,300	2,817,604	
340	UNENCUMBERED CASH	60,135	2.50	68,464	2.43	2,403,300	2,817,604	
340	UNENCUMBERED CASH	* LINE TOTAL *	578,140	24.06	721,201	25.60	2,403,300	2,817,604
340	INTEREST IDLE FUNDS	76,803	3.20	60,000	2.13	2,403,300	2,817,604	
340	INTEREST IDLE FUNDS	* LINE TOTAL *	76,803	3.20	60,000	2.13	2,403,300	2,817,604
341	OUTGOING TRANSFERS	89,808	6.67	152,500	9.85	1,345,923	1,548,442	
341	OUTGOING TRANSFERS	* LINE TOTAL *	89,808	6.67	152,500	9.85	1,345,923	1,548,442
341	UNENCUMBERED CASH	191,266	14.21	180,725	11.67	1,345,923	1,548,442	
341	UNENCUMBERED CASH	5,760	.43		.00	1,345,923	1,548,442	
341	UNENCUMBERED CASH	2,443	.18	794	.05	1,345,923	1,548,442	
341	UNENCUMBERED CASH	8,269	.61		.00	1,345,923	1,548,442	
341	UNENCUMBERED CASH	83,556	6.21	147,401	9.52	1,345,923	1,548,442	
341	UNENCUMBERED CASH	33,754	2.51	43,579	2.81	1,345,923	1,548,442	
341	UNENCUMBERED CASH	* LINE TOTAL *	325,048	24.15	372,499	24.06	1,345,923	1,548,442
341	INTEREST IDLE FUNDS	42,419	3.15	30,000	1.94	1,345,923	1,548,442	
341	INTEREST IDLE FUNDS	* LINE TOTAL *	42,419	3.15	30,000	1.94	1,345,923	1,548,442
342	OUTGOING TRANSFERS	215,499	14.80	220,374	12.46	1,455,983	1,768,692	
342	OUTGOING TRANSFERS	* LINE TOTAL *	215,499	14.80	220,374	12.46	1,455,983	1,768,692
342	UNENCUMBERED CASH	201,462	13.84	257,834	14.58	1,455,983	1,768,692	
342	UNENCUMBERED CASH	46,406	3.19	77,985	4.41	1,455,983	1,768,692	
342	UNENCUMBERED CASH	28,416	1.95	22,823	1.29	1,455,983	1,768,692	
342	UNENCUMBERED CASH	3,462	.24	6,954	.39	1,455,983	1,768,692	
342	UNENCUMBERED CASH	19,861	1.36	43,848	2.48	1,455,983	1,768,692	
342	UNENCUMBERED CASH	157,652	10.83	276,636	15.64	1,455,983	1,768,692	
342	UNENCUMBERED CASH	85,795	5.89	109,413	6.19	1,455,983	1,768,692	
342	UNENCUMBERED CASH	* LINE TOTAL *	543,054	37.30	795,493	44.98	1,455,983	1,768,692
342	INTEREST IDLE FUNDS	54,753	3.76	50,000	2.83	1,455,983	1,768,692	
342	INTEREST IDLE FUNDS	734	.05		.00	1,455,983	1,768,692	
342	INTEREST IDLE FUNDS	* LINE TOTAL *	55,487	3.81	50,000	2.83	1,455,983	1,768,692
343	OUTGOING TRANSFERS	161,000	6.29	209,691	6.98	2,561,552	3,005,878	
343	OUTGOING TRANSFERS	* LINE TOTAL *	161,000	6.29	209,691	6.98	2,561,552	3,005,878
343	UNENCUMBERED CASH	330,743	12.91	469,404	15.62	2,561,552	3,005,878	
343	UNENCUMBERED CASH	24,098	.94	18,481	.61	2,561,552	3,005,878	
343	UNENCUMBERED CASH	5,429	.21	6,829	.23	2,561,552	3,005,878	
343	UNENCUMBERED CASH	1,744	.07	1,166	.04	2,561,552	3,005,878	
343	UNENCUMBERED CASH	10,247	.40	7,035	.23	2,561,552	3,005,878	
343	UNENCUMBERED CASH	48,584	1.90	177,315	5.90	2,561,552	3,005,878	
343	UNENCUMBERED CASH	6,222	.24	4,074	.14	2,561,552	3,005,878	
343	UNENCUMBERED CASH	* LINE TOTAL *	427,067	16.67	684,304	22.77	2,561,552	3,005,878
343	INTEREST IDLE FUNDS	37,426	1.46	8,200	.27	2,561,552	3,005,878	
343	INTEREST IDLE FUNDS		.00	5,500	.18	2,561,552	3,005,878	
343	INTEREST IDLE FUNDS	15,515	.61	12,000	.40	2,561,552	3,005,878	
343	INTEREST IDLE FUNDS	2,802	.11	20,000	.67	2,561,552	3,005,878	
343	INTEREST IDLE FUNDS	* LINE TOTAL *	55,743	2.18	45,700	1.52	2,561,552	3,005,878
344	OUTGOING TRANSFERS	210,551	17.29	166,143	9.76	1,217,889	1,702,343	
344	OUTGOING TRANSFERS	* LINE TOTAL *	210,551	17.29	166,143	9.76	1,217,889	1,702,343
344	UNENCUMBERED CASH	378,720	31.10	545,781	32.06	1,217,889	1,702,343	
344	UNENCUMBERED CASH	139,697	11.47	175,220	10.29	1,217,889	1,702,343	
344	UNENCUMBERED CASH	51,131	4.20	48,502	2.85	1,217,889	1,702,343	
344	UNENCUMBERED CASH	9,533	.78	8,541	.50	1,217,889	1,702,343	
344	UNENCUMBERED CASH	104,282	8.56	101,337	5.95	1,217,889	1,702,343	
344	UNENCUMBERED CASH	682,968	56.08	676,579	39.74	1,217,889	1,702,343	
344	UNENCUMBERED CASH	352,499	28.94	411,233	24.16	1,217,889	1,702,343	
344	UNENCUMBERED CASH	* LINE TOTAL *	1,718,880	141.14	1,967,193	115.56	1,217,889	1,702,343
344	INTEREST IDLE FUNDS	161,277	13.24	75,000	4.41	1,217,889	1,702,343	
344	INTEREST IDLE FUNDS	* LINE TOTAL *	161,277	13.24	75,000	4.41	1,217,889	1,702,343
345	OUTGOING TRANSFERS	931,301	11.33	815,193	9.37	8,219,356	8,695,417	
345	OUTGOING TRANSFERS	* LINE TOTAL *	931,301	11.33	815,193	9.37	8,219,356	8,695,417
345	UNENCUMBERED CASH	991,413	12.06	1,004,231	11.55	8,219,356	8,695,417	

KNEA LISTING

SPECIAL FUNDS

USD	LINE	FUND	84-85 ACTUAL	PCT OF TOTAL	85-86 BUDGET	PCT OF TOTAL	84-85 GEN FUND ACTUAL TOTAL	85-86 GEN FUND BUDGET TOTAL
345	UNENCUMBERED CASH	SPECIAL EDUCATION	261,934	3.19	337,467	3.88	8,219,356	8,695,417
345	UNENCUMBERED CASH	VOCATIONAL EDUC.	136,895	1.67	161,493	1.86	8,219,356	8,695,417
345	UNENCUMBERED CASH	DRIVER TRAINING	29,562	.36	34,376	.40	8,219,356	8,695,417
345	UNENCUMBERED CASH	FOOD SERVICES	29,128	.35	14,780	.17	8,219,356	8,695,417
345	UNENCUMBERED CASH	CAPITAL OUTLAY	1,112,190	13.53	1,074,299	12.35	8,219,356	8,695,417
345	UNENCUMBERED CASH	TRANSPORTATION	218,853	2.66	281,581	3.24	8,219,356	8,695,417
345	UNENCUMBERED CASH	* LINE TOTAL *	2,779,975	33.82	2,908,227	33.45	8,219,356	8,695,417
345	INTEREST IDLE FUNDS	SPECIAL EDUCATION	46,317	.56	45,000	.52	8,219,356	8,695,417
345	INTEREST IDLE FUNDS	VOCATIONAL EDUC.	20,236	.25	20,000	.23	8,219,356	8,695,417
345	INTEREST IDLE FUNDS	FOOD SERVICES	5,569	.07	5,500	.06	8,219,356	8,695,417
345	INTEREST IDLE FUNDS	CAPITAL OUTLAY	239,663	2.92	100,000	1.15	8,219,356	8,695,417
345	INTEREST IDLE FUNDS	TRANSPORTATION	27,197	.33	25,000	.29	8,219,356	8,695,417
345	INTEREST IDLE FUNDS	* LINE TOTAL *	338,982	4.12	195,500	2.25	8,219,356	8,695,417
346	OUTGOING TRANSFERS		28,000	2.02	146,000	7.37	1,389,271	1,980,699
346	OUTGOING TRANSFERS	* LINE TOTAL *	28,000	2.02	146,000	7.37	1,389,271	1,980,699
346	UNENCUMBERED CASH		421,360	30.33	631,782	31.90	1,389,271	1,980,699
346	UNENCUMBERED CASH	SPECIAL EDUCATION	47,021	3.38	37,427	1.89	1,389,271	1,980,699
346	UNENCUMBERED CASH	VOCATIONAL EDUC.	22,877	1.65	935	.05	1,389,271	1,980,699
346	UNENCUMBERED CASH	DRIVER TRAINING	4,218	.30	3,422	.17	1,389,271	1,980,699
346	UNENCUMBERED CASH	FOOD SERVICES	61,439	4.42	66,917	3.38	1,389,271	1,980,699
346	UNENCUMBERED CASH	CAPITAL OUTLAY	131,926	9.50	166,109	8.39	1,389,271	1,980,699
346	UNENCUMBERED CASH	TRANSPORTATION	95,684	6.89	85,584	4.32	1,389,271	1,980,699
346	UNENCUMBERED CASH	* LINE TOTAL *	784,525	56.47	992,176	50.09	1,389,271	1,980,699
346	INTEREST IDLE FUNDS	SPECIAL EDUCATION	16,393	1.18	22,000	1.11	1,389,271	1,980,699
346	INTEREST IDLE FUNDS	VOCATIONAL EDUC.	20,761	1.49		.00	1,389,271	1,980,699
346	INTEREST IDLE FUNDS	FOOD SERVICES	46,867	3.37	47,474	2.40	1,389,271	1,980,699
346	INTEREST IDLE FUNDS	CAPITAL OUTLAY	20,068	1.44	20,000	1.01	1,389,271	1,980,699
346	INTEREST IDLE FUNDS	TRANSPORTATION	10,509	.76	10,000	.50	1,389,271	1,980,699
346	INTEREST IDLE FUNDS	* LINE TOTAL *	114,598	8.25	99,474	5.02	1,389,271	1,980,699
347	OUTGOING TRANSFERS		142,871	10.28	162,000	10.24	1,389,454	1,581,545
347	OUTGOING TRANSFERS	* LINE TOTAL *	142,871	10.28	162,000	10.24	1,389,454	1,581,545
347	UNENCUMBERED CASH		249,897	17.99	401,474	25.38	1,389,454	1,581,545
347	UNENCUMBERED CASH	SPECIAL EDUCATION	77,837	5.60	81,123	5.13	1,389,454	1,581,545
347	UNENCUMBERED CASH	VOCATIONAL EDUC.	10,663	.77	2,750	.17	1,389,454	1,581,545
347	UNENCUMBERED CASH	DRIVER TRAINING	7,625	.55	15,151	.96	1,389,454	1,581,545
347	UNENCUMBERED CASH	FOOD SERVICES	49,808	3.58	42,102	2.66	1,389,454	1,581,545
347	UNENCUMBERED CASH	CAPITAL OUTLAY	207,497	14.93	298,914	18.90	1,389,454	1,581,545
347	UNENCUMBERED CASH	TRANSPORTATION	65,433	4.71	44,057	2.79	1,389,454	1,581,545
347	UNENCUMBERED CASH	* LINE TOTAL *	668,760	48.13	885,571	55.99	1,389,454	1,581,545
347	INTEREST IDLE FUNDS	CAPITAL OUTLAY	105,255	7.58	74,000	4.68	1,389,454	1,581,545
347	INTEREST IDLE FUNDS	* LINE TOTAL *	105,255	7.58	74,000	4.68	1,389,454	1,581,545
348	OUTGOING TRANSFERS		249,000	9.90	344,500	11.10	2,515,229	3,105,000
348	OUTGOING TRANSFERS	* LINE TOTAL *	249,000	9.90	344,500	11.10	2,515,229	3,105,000
348	UNENCUMBERED CASH		438,285	17.43	491,059	15.82	2,515,229	3,105,000
348	UNENCUMBERED CASH	SPECIAL EDUCATION	37,547	1.49	33,672	1.08	2,515,229	3,105,000
348	UNENCUMBERED CASH	VOCATIONAL EDUC.	25,496	1.01	27,689	.89	2,515,229	3,105,000
348	UNENCUMBERED CASH	DRIVER TRAINING	1,720	.07	1,186	.04	2,515,229	3,105,000
348	UNENCUMBERED CASH	FOOD SERVICES	14,747	.59	3,403	.11	2,515,229	3,105,000
348	UNENCUMBERED CASH	CAPITAL OUTLAY	169,681	6.75	6,207	.20	2,515,229	3,105,000
348	UNENCUMBERED CASH	TRANSPORTATION	29,252	1.16	20,661	.67	2,515,229	3,105,000
348	UNENCUMBERED CASH	ADULT EDUCATION	827	.03	652	.02	2,515,229	3,105,000
348	UNENCUMBERED CASH	* LINE TOTAL *	717,555	28.53	584,529	18.83	2,515,229	3,105,000
348	INTEREST IDLE FUNDS	SPECIAL EDUCATION		.00	328	.01	2,515,229	3,105,000
348	INTEREST IDLE FUNDS	FOOD SERVICES		.00	5,000	.16	2,515,229	3,105,000
348	INTEREST IDLE FUNDS	CAPITAL OUTLAY	86,170	3.43	75,000	2.42	2,515,229	3,105,000
348	INTEREST IDLE FUNDS	* LINE TOTAL *	86,170	3.43	80,328	2.59	2,515,229	3,105,000
349	OUTGOING TRANSFERS		134,000	11.27	125,000	9.56	1,188,839	1,307,379
349	OUTGOING TRANSFERS	* LINE TOTAL *	134,000	11.27	125,000	9.56	1,188,839	1,307,379
349	UNENCUMBERED CASH		143,400	12.06	231,231	17.69	1,188,839	1,307,379
349	UNENCUMBERED CASH	SPECIAL EDUCATION	22,586	1.90	11,671	.89	1,188,839	1,307,379
349	UNENCUMBERED CASH	VOCATIONAL EDUC.	7,272	.61	8,309	.64	1,188,839	1,307,379
349	UNENCUMBERED CASH	DRIVER TRAINING	2,282	.19	1,979	.15	1,188,839	1,307,379
349	UNENCUMBERED CASH	FOOD SERVICES	15,391	1.29	22,195	1.70	1,188,839	1,307,379
349	UNENCUMBERED CASH	CAPITAL OUTLAY	112,452	9.46	171,422	13.11	1,188,839	1,307,379
349	UNENCUMBERED CASH	TRANSPORTATION	34,878	2.93	17,092	1.31	1,188,839	1,307,379
349	UNENCUMBERED CASH	* LINE TOTAL *	338,261	28.45	463,899	35.48	1,188,839	1,307,379

KNEA LISTING SPECIAL FUNDS

USD	LINE	FUND	84-85 ACTUAL	PCT OF TOTAL	85-86 BUDGET	PCT OF TOTAL	84-85 GEN FUND ACTUAL TOTAL	85-86 GEN FUND BUDGET TOTAL
349	INTEREST IDLE FUNDS	SPECIAL EDUCATION	2,645	.22	2,000	.15	1,188,839	1,307,379
349	INTEREST IDLE FUNDS	VOCATIONAL EDUC.	5,288	.44	4,000	.31	1,188,839	1,307,379
349	INTEREST IDLE FUNDS	DRIVER TRAINING	2,550	.21	2,500	.19	1,188,839	1,307,379
349	INTEREST IDLE FUNDS	FOOD SERVICES	7,287	.61	7,000	.54	1,188,839	1,307,379
349	INTEREST IDLE FUNDS	CAPITAL OUTLAY	17,373	1.46	3,671	.28	1,188,839	1,307,379
349	INTEREST IDLE FUNDS	TRANSPORTATION	4,604	.39	4,000	.31	1,188,839	1,307,379
349	INTEREST IDLE FUNDS	* LINE TOTAL *	39,747	3.34	23,171	1.77	1,188,839	1,307,379
350	OUTGOING TRANSFERS		174,429	11.84	177,493	10.91	1,473,524	1,627,607
350	OUTGOING TRANSFERS	* LINE TOTAL *	174,429	11.84	177,493	10.91	1,473,524	1,627,607
350	UNENCUMBERED CASH		218,476	14.83	226,468	13.91	1,473,524	1,627,607
350	UNENCUMBERED CASH	SPECIAL EDUCATION	7,975	.54	12,189	.75	1,473,524	1,627,607
350	UNENCUMBERED CASH	COOP SPECIAL EDUC.	87,003	5.90	67,468	4.15	1,473,524	1,627,607
350	UNENCUMBERED CASH	VOCATIONAL EDUC.	7,146	.48	3,748	.23	1,473,524	1,627,607
350	UNENCUMBERED CASH	DRIVER TRAINING	2,000	.14	750	.05	1,473,524	1,627,607
350	UNENCUMBERED CASH	FOOD SERVICES	15,834	1.07	27,100	1.67	1,473,524	1,627,607
350	UNENCUMBERED CASH	CAPITAL OUTLAY	37,772	2.56	91,382	5.61	1,473,524	1,627,607
350	UNENCUMBERED CASH	TRANSPORTATION	22,374	1.52	42,202	2.59	1,473,524	1,627,607
350	UNENCUMBERED CASH	* LINE TOTAL *	398,580	27.05	471,307	28.96	1,473,524	1,627,607
350	INTEREST IDLE FUNDS	SPECIAL EDUCATION	2,575	.17		.00	1,473,524	1,627,607
350	INTEREST IDLE FUNDS	DRIVER TRAINING	3,342	.23		.00	1,473,524	1,627,607
350	INTEREST IDLE FUNDS	FOOD SERVICES	11,829	.80	10,000	.61	1,473,524	1,627,607
350	INTEREST IDLE FUNDS	CAPITAL OUTLAY	30,868	2.09	100,000	6.14	1,473,524	1,627,607
350	INTEREST IDLE FUNDS	* LINE TOTAL *	48,614	3.30	110,000	6.76	1,473,524	1,627,607
351	OUTGOING TRANSFERS		57,000	5.24	62,300	4.77	1,087,997	1,305,306
351	OUTGOING TRANSFERS	* LINE TOTAL *	57,000	5.24	62,300	4.77	1,087,997	1,305,306
351	UNENCUMBERED CASH		352,859	32.43	331,595	25.40	1,087,997	1,305,306
351	UNENCUMBERED CASH	SPECIAL EDUCATION	91,009	8.36	97,943	7.50	1,087,997	1,305,306
351	UNENCUMBERED CASH	DRIVER TRAINING	4,102	.38	1,921	.15	1,087,997	1,305,306
351	UNENCUMBERED CASH	FOOD SERVICES	26,150	2.40	36,797	2.82	1,087,997	1,305,306
351	UNENCUMBERED CASH	CAPITAL OUTLAY	118,950	10.93	80,138	6.14	1,087,997	1,305,306
351	UNENCUMBERED CASH	TRANSPORTATION	125,594	11.54	127,247	9.75	1,087,997	1,305,306
351	UNENCUMBERED CASH	* LINE TOTAL *	718,664	66.05	675,641	51.76	1,087,997	1,305,306
351	INTEREST IDLE FUNDS	SPECIAL EDUCATION	4,608	.42		.00	1,087,997	1,305,306
351	INTEREST IDLE FUNDS	DRIVER TRAINING	2,000	.18	2,100	.15	1,087,997	1,305,306
351	INTEREST IDLE FUNDS	FOOD SERVICES	32,517	2.99	20,000	1.53	1,087,997	1,305,306
351	INTEREST IDLE FUNDS	TRANSPORTATION	27,415	2.52	5,000	.38	1,087,997	1,305,306
351	INTEREST IDLE FUNDS	* LINE TOTAL *	66,540	6.12	27,100	2.08	1,087,997	1,305,306
352	OUTGOING TRANSFERS		479,190	12.07	469,000	10.83	3,971,096	4,329,534
352	OUTGOING TRANSFERS	* LINE TOTAL *	479,190	12.07	469,000	10.83	3,971,096	4,329,534
352	UNENCUMBERED CASH		1,074,806	27.07	1,103,153	25.48	3,971,096	4,329,534
352	UNENCUMBERED CASH	SPECIAL EDUCATION	118,358	2.98	122,066	2.82	3,971,096	4,329,534
352	UNENCUMBERED CASH	VOCATIONAL EDUC.	89,794	2.26	87,607	2.02	3,971,096	4,329,534
352	UNENCUMBERED CASH	DRIVER TRAINING	25,815	.65	26,104	.60	3,971,096	4,329,534
352	UNENCUMBERED CASH	FOOD SERVICES	106,728	2.69	116,575	2.59	3,971,096	4,329,534
352	UNENCUMBERED CASH	CAPITAL OUTLAY	935,052	23.55	953,006	22.01	3,971,096	4,329,534
352	UNENCUMBERED CASH	TRANSPORTATION	78,917	1.99	106,460	2.46	3,971,096	4,329,534
352	UNENCUMBERED CASH	* LINE TOTAL *	2,429,470	61.18	2,514,971	58.09	3,971,096	4,329,534
352	INTEREST IDLE FUNDS	CAPITAL OUTLAY	216,460	5.45	200,000	4.62	3,971,096	4,329,534
352	INTEREST IDLE FUNDS	BILINGUAL EDUCATION	322	.01	3,000	.07	3,971,096	4,329,534
352	INTEREST IDLE FUNDS	* LINE TOTAL *	216,802	5.46	203,000	4.69	3,971,096	4,329,534
353	OUTGOING TRANSFERS		643,907	13.90	614,485	11.76	4,632,556	5,225,313
353	OUTGOING TRANSFERS	* LINE TOTAL *	643,907	13.90	614,485	11.76	4,632,556	5,225,313
353	UNENCUMBERED CASH		687,991	14.85	820,547	15.70	4,632,556	5,225,313
353	UNENCUMBERED CASH	SPECIAL EDUCATION	133,930	2.89	198,626	3.80	4,632,556	5,225,313
353	UNENCUMBERED CASH	VOCATIONAL EDUC.	74,437	1.61	83,812	1.60	4,632,556	5,225,313
353	UNENCUMBERED CASH	DRIVER TRAINING	7,742	.17	12,031	.23	4,632,556	5,225,313
353	UNENCUMBERED CASH	FOOD SERVICES	63,389	1.37	86,962	1.66	4,632,556	5,225,313
353	UNENCUMBERED CASH	CAPITAL OUTLAY	339,940	7.34	508,043	9.72	4,632,556	5,225,313
353	UNENCUMBERED CASH	TRANSPORTATION	93,326	2.01	43,012	.82	4,632,556	5,225,313
353	UNENCUMBERED CASH	* LINE TOTAL *	1,400,755	30.24	1,753,033	33.55	4,632,556	5,225,313
353	INTEREST IDLE FUNDS	CAPITAL OUTLAY	204,258	4.41	185,000	3.54	4,632,556	5,225,313
353	INTEREST IDLE FUNDS	* LINE TOTAL *	204,258	4.41	185,000	3.54	4,632,556	5,225,313
354	OUTGOING TRANSFERS		87,801	7.51	94,349	7.52	1,169,229	1,254,083
354	OUTGOING TRANSFERS	* LINE TOTAL *	87,801	7.51	94,349	7.52	1,169,229	1,254,083
354	UNENCUMBERED CASH		137,380	11.75	163,109	13.01	1,169,229	1,254,083

KNEA LISTING SPECIAL FUNDS

USD LINE	FUND	84-85 ACTUAL	PCT OF TOTAL	85-86 BUDGET	PCT OF TOTAL	84-85 GEN FUND ACTUAL TOTAL	85-86 GEN FUND BUDGET TOTAL
354 UNENCUMBERED CASH	SPECIAL EDUCATION	42,405	3.63	26,108	2.08	1,169,229	1,254,083
354 UNENCUMBERED CASH	VOCATIONAL EDUC.	23,372	2.00	15,032	1.20	1,169,229	1,254,083
354 UNENCUMBERED CASH	DRIVER TRAINING	1,323	.11	1,532	.12	1,169,229	1,254,083
354 UNENCUMBERED CASH	FOOD SERVICES	9,158	.78	4,220	.34	1,169,229	1,254,083
354 UNENCUMBERED CASH	CAPITAL OUTLAY	342,295	29.28	136,480	10.88	1,169,229	1,254,083
354 UNENCUMBERED CASH	TRANSPORTATION	54,903	4.70	75,642	6.03	1,169,229	1,254,083
354 UNENCUMBERED CASH	* LINE TOTAL *	610,836	52.24	422,123	33.66	1,169,229	1,254,083
354 INTEREST IDLE FUNDS	VOCATIONAL EDUC.		.00	16,476	1.31	1,169,229	1,254,083
354 INTEREST IDLE FUNDS	DRIVER TRAINING	2,792	.24	1,000	.08	1,169,229	1,254,083
354 INTEREST IDLE FUNDS	FOOD SERVICES	24,132	2.06	20,000	1.59	1,169,229	1,254,083
354 INTEREST IDLE FUNDS	CAPITAL OUTLAY	12,699	1.08		.00	1,169,229	1,254,083
354 INTEREST IDLE FUNDS	* LINE TOTAL *	46,623	3.99	37,476	2.99	1,169,229	1,254,083
355 OUTGOING TRANSFERS		55,000	3.13	296,975	13.81	1,759,916	2,149,975
355 OUTGOING TRANSFERS	* LINE TOTAL *	55,000	3.13	296,975	13.81	1,759,916	2,149,975
355 UNENCUMBERED CASH		442,095	25.12	367,619	17.10	1,759,916	2,149,975
355 UNENCUMBERED CASH	SPECIAL EDUCATION	70,751	4.02	71,502	3.33	1,759,916	2,149,975
355 UNENCUMBERED CASH	VOCATIONAL EDUC.	59,099	3.36	64,032	2.98	1,759,916	2,149,975
355 UNENCUMBERED CASH	DRIVER TRAINING	9,500	.54	13,107	.61	1,759,916	2,149,975
355 UNENCUMBERED CASH	FOOD SERVICES	31,696	1.80	32,675	1.52	1,759,916	2,149,975
355 UNENCUMBERED CASH	CAPITAL OUTLAY	658,422	37.41	777,047	36.14	1,759,916	2,149,975
355 UNENCUMBERED CASH	TRANSPORTATION	177,254	10.07	208,342	9.69	1,759,916	2,149,975
355 UNENCUMBERED CASH	* LINE TOTAL *	1,448,817	82.32	1,534,324	71.36	1,759,916	2,149,975
355 INTEREST IDLE FUNDS	SPECIAL EDUCATION	35,000	1.99	498	.02	1,759,916	2,149,975
355 INTEREST IDLE FUNDS	VOCATIONAL EDUC.	30,000	1.70	1,000	.05	1,759,916	2,149,975
355 INTEREST IDLE FUNDS	FOOD SERVICES	17,000	.97	10,150	.47	1,759,916	2,149,975
355 INTEREST IDLE FUNDS	CAPITAL OUTLAY	61,203	3.48	40,000	1.86	1,759,916	2,149,975
355 INTEREST IDLE FUNDS	TRANSPORTATION	30,000	1.70	230	.01	1,759,916	2,149,975
355 INTEREST IDLE FUNDS	* LINE TOTAL *	173,203	9.84	51,878	2.41	1,759,916	2,149,975
356 OUTGOING TRANSFERS		79,926	6.70	92,774	6.18	1,193,468	1,500,000
356 OUTGOING TRANSFERS	* LINE TOTAL *	79,926	6.70	92,774	6.18	1,193,468	1,500,000
356 UNENCUMBERED CASH		173,932	14.57	334,521	22.30	1,193,468	1,500,000
356 UNENCUMBERED CASH	SPECIAL EDUCATION	36,943	3.10	17,953	1.20	1,193,468	1,500,000
356 UNENCUMBERED CASH	VOCATIONAL EDUC.	16,920	1.42	12,828	.86	1,193,468	1,500,000
356 UNENCUMBERED CASH	DRIVER TRAINING	909	.08	500	.03	1,193,468	1,500,000
356 UNENCUMBERED CASH	FOOD SERVICES	11,938	1.00	9,329	.62	1,193,468	1,500,000
356 UNENCUMBERED CASH	CAPITAL OUTLAY	179,015	15.00	215,063	14.34	1,193,468	1,500,000
356 UNENCUMBERED CASH	TRANSPORTATION	13,563	1.14	5,595	.37	1,193,468	1,500,000
356 UNENCUMBERED CASH	* LINE TOTAL *	433,220	36.30	595,789	39.72	1,193,468	1,500,000
356 INTEREST IDLE FUNDS	CAPITAL OUTLAY	57,833	4.85	30,000	2.00	1,193,468	1,500,000
356 INTEREST IDLE FUNDS	* LINE TOTAL *	57,833	4.85	30,000	2.00	1,193,468	1,500,000
357 OUTGOING TRANSFERS		207,638	10.67	221,000	9.52	1,946,111	2,321,000
357 OUTGOING TRANSFERS	* LINE TOTAL *	207,638	10.67	221,000	9.52	1,946,111	2,321,000
357 UNENCUMBERED CASH		414,771	21.31	517,038	22.28	1,946,111	2,321,000
357 UNENCUMBERED CASH	SPECIAL EDUCATION	8,446	.43	16,021	.69	1,946,111	2,321,000
357 UNENCUMBERED CASH	DRIVER TRAINING	4,343	.22	12,713	.55	1,946,111	2,321,000
357 UNENCUMBERED CASH	FOOD SERVICES	25,575	1.31	15,578	.67	1,946,111	2,321,000
357 UNENCUMBERED CASH	CAPITAL OUTLAY	67,650	3.48	110,702	4.77	1,946,111	2,321,000
357 UNENCUMBERED CASH	TRANSPORTATION	23,362	1.20	23,201	1.00	1,946,111	2,321,000
357 UNENCUMBERED CASH	* LINE TOTAL *	544,147	27.96	695,253	29.95	1,946,111	2,321,000
357 INTEREST IDLE FUNDS	FOOD SERVICES	6,055	.31	15,000	.65	1,946,111	2,321,000
357 INTEREST IDLE FUNDS	CAPITAL OUTLAY	40,393	2.08	30,000	1.29	1,946,111	2,321,000
357 INTEREST IDLE FUNDS	TRANSPORTATION	6,056	.31	5,000	.22	1,946,111	2,321,000
357 INTEREST IDLE FUNDS	* LINE TOTAL *	52,504	2.70	50,000	2.15	1,946,111	2,321,000
358 OUTGOING TRANSFERS		137,000	10.75	116,100	8.12	1,274,556	1,430,000
358 OUTGOING TRANSFERS	* LINE TOTAL *	137,000	10.75	116,100	8.12	1,274,556	1,430,000
358 UNENCUMBERED CASH		177,812	13.95	191,544	13.39	1,274,556	1,430,000
358 UNENCUMBERED CASH	SPECIAL EDUCATION	42,323	3.32	42,919	3.00	1,274,556	1,430,000
358 UNENCUMBERED CASH	VOCATIONAL EDUC.	9,861	.77	9,721	.68	1,274,556	1,430,000
358 UNENCUMBERED CASH	DRIVER TRAINING	2,658	.21	2,417	.17	1,274,556	1,430,000
358 UNENCUMBERED CASH	FOOD SERVICES	12,203	.96	12,973	.91	1,274,556	1,430,000
358 UNENCUMBERED CASH	CAPITAL OUTLAY	60,460	4.74	121,562	8.50	1,274,556	1,430,000
358 UNENCUMBERED CASH	TRANSPORTATION	69,575	5.46	68,738	4.81	1,274,556	1,430,000
358 UNENCUMBERED CASH	* LINE TOTAL *	374,892	29.41	449,874	31.46	1,274,556	1,430,000
358 INTEREST IDLE FUNDS	CAPITAL OUTLAY	41,602	3.26	18,000	1.26	1,274,556	1,430,000
358 INTEREST IDLE FUNDS	* LINE TOTAL *	41,602	3.26	18,000	1.26	1,274,556	1,430,000

KNEA LISTING SPECIAL FUNDS

USD	LINE	FUND	84-85 ACTUAL	PCT OF TOTAL	85-86 BUDGET	PCT OF TOTAL	84-85 GEN FUND ACTUAL TOTAL	85-86 GEN FUND BUDGET TOTAL
359	OUTGOING TRANSFERS		45,000	5.72	56,000	6.51	787,296	860,434
359	OUTGOING TRANSFERS	* LINE TOTAL *	45,000	5.72	56,000	6.51	787,296	860,434
359	UNENCUMBERED CASH		45,790	5.82	128,747	14.96	787,296	860,434
359	UNENCUMBERED CASH	SPECIAL EDUCATION	49,988	6.35	39,396	4.58	787,296	860,434
359	UNENCUMBERED CASH	DRIVER TRAINING	9,018	1.15	3,864	.45	787,296	860,434
359	UNENCUMBERED CASH	FOOD SERVICES	17,654	2.24	17,854	2.07	787,296	860,434
359	UNENCUMBERED CASH	CAPITAL OUTLAY	164,948	20.95	86,208	10.02	787,296	860,434
359	UNENCUMBERED CASH	TRANSPORTATION	65,493	8.32	55,291	6.43	787,296	860,434
359	UNENCUMBERED CASH	* LINE TOTAL *	352,891	44.82	331,360	38.51	787,296	860,434
359	INTEREST IDLE FUNDS	SPECIAL EDUCATION	3,117	.40		.00	787,296	860,434
359	INTEREST IDLE FUNDS	CAPITAL OUTLAY	40,018	5.08	40,000	4.65	787,296	860,434
359	INTEREST IDLE FUNDS	* LINE TOTAL *	43,135	5.48	40,000	4.65	787,296	860,434
360	OUTGOING TRANSFERS		34,232	3.10	79,000	6.16	1,104,860	1,281,448
360	OUTGOING TRANSFERS	* LINE TOTAL *	34,232	3.10	79,000	6.16	1,104,860	1,281,448
360	UNENCUMBERED CASH		148,810	13.47	176,525	13.78	1,104,860	1,281,448
360	UNENCUMBERED CASH	DRIVER TRAINING	1,954	.18	480	.04	1,104,860	1,281,448
360	UNENCUMBERED CASH	FOOD SERVICES	16,855	1.53	18,338	1.43	1,104,860	1,281,448
360	UNENCUMBERED CASH	CAPITAL OUTLAY	76,740	6.95	24,282	1.89	1,104,860	1,281,448
360	UNENCUMBERED CASH	TRANSPORTATION	119	.01		.00	1,104,860	1,281,448
360	UNENCUMBERED CASH	* LINE TOTAL *	244,478	22.13	219,625	17.14	1,104,860	1,281,448
360	INTEREST IDLE FUNDS	SPECIAL EDUCATION	26,166	2.37		.00	1,104,860	1,281,448
360	INTEREST IDLE FUNDS	CAPITAL OUTLAY		.00	20,000	1.56	1,104,860	1,281,448
360	INTEREST IDLE FUNDS	TRANSPORTATION	9,059	.82		.00	1,104,860	1,281,448
360	INTEREST IDLE FUNDS	* LINE TOTAL *	35,225	3.19	20,000	1.56	1,104,860	1,281,448
361	OUTGOING TRANSFERS		350,100	10.77	384,000	10.80	3,251,849	3,555,000
361	OUTGOING TRANSFERS	* LINE TOTAL *	350,100	10.77	384,000	10.80	3,251,849	3,555,000
361	UNENCUMBERED CASH		470,761	14.48	533,916	15.02	3,251,849	3,555,000
361	UNENCUMBERED CASH	SPECIAL EDUCATION	63,795	1.96	73,403	2.06	3,251,849	3,555,000
361	UNENCUMBERED CASH	VOCATIONAL EDUC.	17,192	.53	16,949	.48	3,251,849	3,555,000
361	UNENCUMBERED CASH	DRIVER TRAINING	21,125	.65	20,412	.57	3,251,849	3,555,000
361	UNENCUMBERED CASH	FOOD SERVICES	8,502	.26	4,248	.12	3,251,849	3,555,000
361	UNENCUMBERED CASH	CAPITAL OUTLAY	1,703,050	52.37	1,976,221	55.59	3,251,849	3,555,000
361	UNENCUMBERED CASH	TRANSPORTATION	77,967	2.40	70,002	1.97	3,251,849	3,555,000
361	UNENCUMBERED CASH	ADULT EDUCATION	2,562	.08	2,562	.07	3,251,849	3,555,000
361	UNENCUMBERED CASH	* LINE TOTAL *	2,364,954	72.73	2,697,713	75.89	3,251,849	3,555,000
361	INTEREST IDLE FUNDS	CAPITAL OUTLAY	298,565	9.18	170,000	4.78	3,251,849	3,555,000
361	INTEREST IDLE FUNDS	* LINE TOTAL *	298,565	9.18	170,000	4.78	3,251,849	3,555,000
362	OUTGOING TRANSFERS		190,000	7.31		.00	2,598,840	3,127,365
362	OUTGOING TRANSFERS	* LINE TOTAL *	190,000	7.31		.00	2,598,840	3,127,365
362	UNENCUMBERED CASH		225,010	8.66	327,770	10.48	2,598,840	3,127,365
362	UNENCUMBERED CASH	SPECIAL EDUCATION	204,363	7.86	241,417	7.72	2,598,840	3,127,365
362	UNENCUMBERED CASH	VOCATIONAL EDUC.	126,008	4.85	64,982	2.08	2,598,840	3,127,365
362	UNENCUMBERED CASH	DRIVER TRAINING	22,841	.88	30,355	.97	2,598,840	3,127,365
362	UNENCUMBERED CASH	FOOD SERVICES	29,061	1.12	54,990	1.76	2,598,840	3,127,365
362	UNENCUMBERED CASH	CAPITAL OUTLAY	3,232,457	124.38	3,548,766	113.47	2,598,840	3,127,365
362	UNENCUMBERED CASH	TRANSPORTATION	172,137	6.62	146,989	4.70	2,598,840	3,127,365
362	UNENCUMBERED CASH	* LINE TOTAL *	4,011,877	154.37	4,415,269	141.18	2,598,840	3,127,365
362	INTEREST IDLE FUNDS	SPECIAL EDUCATION	15,804	.61		.00	2,598,840	3,127,365
362	INTEREST IDLE FUNDS	VOCATIONAL EDUC.	20,139	.77		.00	2,598,840	3,127,365
362	INTEREST IDLE FUNDS	DRIVER TRAINING	9,423	.36	22,024	.70	2,598,840	3,127,365
362	INTEREST IDLE FUNDS	FOOD SERVICES	55,716	2.14	101,878	3.26	2,598,840	3,127,365
362	INTEREST IDLE FUNDS	CAPITAL OUTLAY	3,778	.15	283,901	9.08	2,598,840	3,127,365
362	INTEREST IDLE FUNDS	TRANSPORTATION	15,070	.58		.00	2,598,840	3,127,365
362	INTEREST IDLE FUNDS	* LINE TOTAL *	119,930	4.61	407,803	13.04	2,598,840	3,127,365
363	OUTGOING TRANSFERS		260,171	12.48	346,251	14.13	2,085,058	2,451,251
363	OUTGOING TRANSFERS	* LINE TOTAL *	260,171	12.48	346,251	14.13	2,085,058	2,451,251
363	UNENCUMBERED CASH		252,036	12.09	216,226	8.82	2,085,058	2,451,251
363	UNENCUMBERED CASH	SPECIAL EDUCATION	137,515	6.60	214,302	8.74	2,085,058	2,451,251
363	UNENCUMBERED CASH	VOCATIONAL EDUC.	101,664	4.88	201,207	8.21	2,085,058	2,451,251
363	UNENCUMBERED CASH	DRIVER TRAINING	26,960	1.29	45,832	1.87	2,085,058	2,451,251
363	UNENCUMBERED CASH	FOOD SERVICES	120,558	5.78	116,045	4.73	2,085,058	2,451,251
363	UNENCUMBERED CASH	CAPITAL OUTLAY	301,946	14.48	188,213	7.68	2,085,058	2,451,251
363	UNENCUMBERED CASH	TRANSPORTATION	125,895	6.04	147,416	6.01	2,085,058	2,451,251
363	UNENCUMBERED CASH	* LINE TOTAL *	1,066,574	51.15	1,129,241	46.07	2,085,058	2,451,251
363	INTEREST IDLE FUNDS	SPECIAL EDUCATION	60,000	2.88		.00	2,085,058	2,451,251

KNEA LISTING		SPECIAL FUNDS		84-85	PCT OF	85-86	PCT OF	84-85 GEN FUND	85-86 GEN FUND
USD	LINE	FUND		ACTUAL	TOTAL	BUDGET	TOTAL	ACTUAL TOTAL	BUOGET TOTAL
363	INTEREST IDLE FUNDS	VOCATIONAL EDUC.		100,000	4.80		.00	2,085,058	2,451,251
363	INTEREST IDLE FUNDS	DRIVER TRAINING		8,221	.39		.00	2,085,058	2,451,251
363	INTEREST IDLE FUNDS	CAPITAL OUTLAY			.00	15,000	.61	2,085,058	2,451,251
363	INTEREST IDLE FUNDS	* LINE TOTAL *		168,221	8.07	15,000	.61	2,085,058	2,451,251
364	OUTGOING TRANSFERS			298,000	10.27	346,000	10.72	2,901,275	3,227,628
364	OUTGOING TRANSFERS	* LINE TOTAL *		298,000	10.27	346,000	10.72	2,901,275	3,227,628
364	UNENCUMBERED CASH			402,110	13.86	685,950	21.25	2,901,275	3,227,628
364	UNENCUMBERED CASH	SPECIAL EDUCATION		19,060	.66	28,490	.88	2,901,275	3,227,628
364	UNENCUMBERED CASH	VOCATIONAL EDUC.		12,119	.42	14,187	.44	2,901,275	3,227,628
364	UNENCUMBERED CASH	DRIVER TRAINING		6,040	.21	7,066	.22	2,901,275	3,227,628
364	UNENCUMBERED CASH	FOOD SERVICES		26,617	.92	12,593	.39	2,901,275	3,227,628
364	UNENCUMBERED CASH	CAPITAL OUTLAY		1,100,722	37.94	926,933	28.72	2,901,275	3,227,628
364	UNENCUMBERED CASH	TRANSPORTATION		41,162	1.42	45,126	1.40	2,901,275	3,227,628
364	UNENCUMBERED CASH	* LINE TOTAL *		1,607,830	55.42	1,720,345	53.30	2,901,275	3,227,628
364	INTEREST IDLE FUNDS	FOOD SERVICES			.00	8,000	.25	2,901,275	3,227,628
364	INTEREST IDLE FUNDS	CAPITAL OUTLAY		219,971	7.58	110,000	3.41	2,901,275	3,227,628
364	INTEREST IDLE FUNDS	* LINE TOTAL *		219,971	7.58	118,000	3.66	2,901,275	3,227,628
365	OUTGOING TRANSFERS			450,000	14.76	424,500	12.30	3,049,379	3,450,000
365	OUTGOING TRANSFERS	* LINE TOTAL *		450,000	14.76	424,500	12.30	3,049,379	3,450,000
365	UNENCUMBERED CASH			758,736	24.88	907,781	26.31	3,049,379	3,450,000
365	UNENCUMBERED CASH	SPECIAL EDUCATION		84,539	2.77	140,451	4.07	3,049,379	3,450,000
365	UNENCUMBERED CASH	VOCATIONAL EDUC.		41,201	1.35	74,800	2.07	3,049,379	3,450,000
365	UNENCUMBERED CASH	DRIVER TRAINING		25,049	.82	39,181	1.14	3,049,379	3,450,000
365	UNENCUMBERED CASH	FOOD SERVICES		51,839	1.70	65,045	1.89	3,049,379	3,450,000
365	UNENCUMBERED CASH	CAPITAL OUTLAY		213,745	7.01	443,977	12.87	3,049,379	3,450,000
365	UNENCUMBERED CASH	TRANSPORTATION		223,176	7.32	228,299	6.62	3,049,379	3,450,000
365	UNENCUMBERED CASH	* LINE TOTAL *		1,398,285	45.85	1,899,534	55.06	3,049,379	3,450,000
365	INTEREST IDLE FUNDS	CAPITAL OUTLAY		163,091	5.35	100,000	2.90	3,049,379	3,450,000
365	INTEREST IDLE FUNDS	TRANSPORTATION		17,330	.57		.00	3,049,379	3,450,000
365	INTEREST IDLE FUNDS	* LINE TOTAL *		180,421	5.92	100,000	2.90	3,049,379	3,450,000
366	OUTGOING TRANSFERS			177,000	11.24	40,000	2.17	1,574,734	1,840,000
366	OUTGOING TRANSFERS	* LINE TOTAL *		177,000	11.24	40,000	2.17	1,574,734	1,840,000
366	UNENCUMBERED CASH			241,387	15.33	402,687	21.89	1,574,734	1,840,000
366	UNENCUMBERED CASH	SPECIAL EDUCATION		62,502	3.97	72,317	3.93	1,574,734	1,840,000
366	UNENCUMBERED CASH	VOCATIONAL EDUC.		67,753	4.30	2,670	.15	1,574,734	1,840,000
366	UNENCUMBERED CASH	DRIVER TRAINING		3,621	.23	2,265	.16	1,574,734	1,840,000
366	UNENCUMBERED CASH	FOOD SERVICES		73,941	4.70	73,988	4.02	1,574,734	1,840,000
366	UNENCUMBERED CASH	CAPITAL OUTLAY		208,792	13.26	294,843	16.02	1,574,734	1,840,000
366	UNENCUMBERED CASH	TRANSPORTATION		62,607	3.98	77,449	4.21	1,574,734	1,840,000
366	UNENCUMBERED CASH	ADULT SUPPLEMENTARY		21	.00	21	.00	1,574,734	1,840,000
366	UNENCUMBERED CASH	* LINE TOTAL *		720,624	45.76	926,940	50.38	1,574,734	1,840,000
366	INTEREST IDLE FUNDS	SPECIAL EDUCATION			.00	9,000	.49	1,574,734	1,840,000
366	INTEREST IDLE FUNDS	DRIVER TRAINING			.00	2,000	.11	1,574,734	1,840,000
366	INTEREST IDLE FUNDS	FOOD SERVICES		5,000	.32	15,000	.82	1,574,734	1,840,000
366	INTEREST IDLE FUNDS	CAPITAL OUTLAY		93,900	5.96	95,000	5.16	1,574,734	1,840,000
366	INTEREST IDLE FUNDS	TRANSPORTATION		5,000	.32	5,000	.27	1,574,734	1,840,000
366	INTEREST IDLE FUNDS	* LINE TOTAL *		103,900	6.60	126,000	6.85	1,574,734	1,840,000
367	OUTGOING TRANSFERS			231,000	7.41	344,200	9.49	3,115,495	3,626,858
367	OUTGOING TRANSFERS	* LINE TOTAL *		231,000	7.41	344,200	9.49	3,115,495	3,626,858
367	UNENCUMBERED CASH			667,626	21.43	730,718	20.15	3,115,495	3,626,858
367	UNENCUMBERED CASH	SPECIAL EDUCATION		110,529	3.55	116,883	3.22	3,115,495	3,626,858
367	UNENCUMBERED CASH	DRIVER TRAINING		10,262	.33	9,093	.25	3,115,495	3,626,858
367	UNENCUMBERED CASH	FOOD SERVICES		37,819	1.21	35,055	.97	3,115,495	3,626,858
367	UNENCUMBERED CASH	CAPITAL OUTLAY		150,056	4.82	90,844	2.50	3,115,495	3,626,858
367	UNENCUMBERED CASH	TRANSPORTATION		37,637	1.21	55,710	1.54	3,115,495	3,626,858
367	UNENCUMBERED CASH	* LINE TOTAL *		1,013,929	32.54	1,038,303	28.63	3,115,495	3,626,858
367	INTEREST IDLE FUNDS	FOOD SERVICES		3,021	.10	400	.01	3,115,495	3,626,858
367	INTEREST IDLE FUNDS	CAPITAL OUTLAY		99,568	3.20	70,000	1.93	3,115,495	3,626,858
367	INTEREST IDLE FUNDS	* LINE TOTAL *		102,589	3.29	70,400	1.94	3,115,495	3,626,858
368	OUTGOING TRANSFERS			438,356	11.52	431,001	9.89	3,804,646	4,358,002
368	OUTGOING TRANSFERS	* LINE TOTAL *		438,356	11.52	431,001	9.89	3,804,646	4,358,002
368	UNENCUMBERED CASH			828,359	21.77	980,660	22.50	3,804,646	4,358,002
368	UNENCUMBERED CASH	SPECIAL EDUCATION		123,988	3.26	104,560	2.40	3,804,646	4,358,002
368	UNENCUMBERED CASH	COOP SPECIAL EDUC.		496,361	13.05	606,416	13.92	3,804,646	4,358,002
368	UNENCUMBERED CASH	VOCATIONAL EDUC.		66,787	1.76	75,067	1.72	3,804,646	4,358,002

KNEA LISTING SPECIAL FUNDS

USD	LINE	FUND	84-85 ACTUAL	PCT OF TOTAL	85-86 BUDGET	PCT OF TOTAL	84-85 GEN FUND ACTUAL TOTAL	85-86 GEN FUND BUDGET TOTAL
368	UNENCUMBERED CASH	DRIVER TRAINING	14,860	.39	21,523	.49	3,804,646	4,358,002
368	UNENCUMBERED CASH	FOOD SERVICES	56,767	1.49	66,835	1.53	3,804,646	4,358,002
368	UNENCUMBERED CASH	CAPITAL OUTLAY	835,549	21.96	707,684	16.24	3,804,646	4,358,002
368	UNENCUMBERED CASH	TRANSPORTATION	39,163	1.03	68,326	1.57	3,804,646	4,358,002
368	UNENCUMBERED CASH	ADULT EDUCATION	64	.00	2,273	.05	3,804,646	4,358,002
368	UNENCUMBERED CASH	ADULT SUPPLEMENTARY	8	.00	341	.01	3,804,646	4,358,002
368	UNENCUMBERED CASH	* LINE TOTAL *	2,461,906	64.71	2,633,685	60.43	3,804,646	4,358,002
368	INTEREST IDLE FUNDS	CAPITAL OUTLAY	269,237	7.08	208,776	4.79	3,804,646	4,358,002
368	INTEREST IDLE FUNDS	* LINE TOTAL *	269,237	7.08	208,776	4.79	3,804,646	4,358,002
369	OUTGOING TRANSFERS		45,500	4.51	40,381	3.78	1,009,964	1,067,675
369	OUTGOING TRANSFERS	* LINE TOTAL *	45,500	4.51	40,381	3.78	1,009,964	1,067,675
369	UNENCUMBERED CASH		235,023	23.27	190,801	17.87	1,009,964	1,067,675
369	UNENCUMBERED CASH	SPECIAL EDUCATION	19,614	1.94	24,313	2.28	1,009,964	1,067,675
369	UNENCUMBERED CASH	VOCATIONAL EDUC.	9,268	.92	9,362	.88	1,009,964	1,067,675
369	UNENCUMBERED CASH	DRIVER TRAINING	3,540	.35	3,931	.37	1,009,964	1,067,675
369	UNENCUMBERED CASH	FOOD SERVICES	5,919	.59	12,173	1.14	1,009,964	1,067,675
369	UNENCUMBERED CASH	CAPITAL OUTLAY	177,056	17.53	114,061	10.68	1,009,964	1,067,675
369	UNENCUMBERED CASH	TRANSPORTATION	29,335	2.90	38,374	3.59	1,009,964	1,067,675
369	UNENCUMBERED CASH	* LINE TOTAL *	479,755	47.50	393,015	36.81	1,009,964	1,067,675
369	INTEREST IDLE FUNDS	SPECIAL EDUCATION	16,334	1.62	10,000	.94	1,009,964	1,067,675
369	INTEREST IDLE FUNDS	FOOD SERVICES	13,481	1.33	19,942	1.87	1,009,964	1,067,675
369	INTEREST IDLE FUNDS	CAPITAL OUTLAY	21,870	2.17		.00	1,009,964	1,067,675
369	INTEREST IDLE FUNDS	* LINE TOTAL *	51,685	5.12	29,942	2.80	1,009,964	1,067,675
371	OUTGOING TRANSFERS		45,000	5.66	45,500	5.42	794,715	840,000
371	OUTGOING TRANSFERS	* LINE TOTAL *	45,000	5.66	45,500	5.42	794,715	840,000
371	UNENCUMBERED CASH		90,765	11.42	128,465	15.29	794,715	840,000
371	UNENCUMBERED CASH	SPECIAL EDUCATION	30,625	3.85	29,190	3.48	794,715	840,000
371	UNENCUMBERED CASH	VOCATIONAL EDUC.	6,563	.83	6,563	.78	794,715	840,000
371	UNENCUMBERED CASH	DRIVER TRAINING	863	.11	788	.09	794,715	840,000
371	UNENCUMBERED CASH	FOOD SERVICES	11,557	1.45	6,146	.73	794,715	840,000
371	UNENCUMBERED CASH	CAPITAL OUTLAY	13,514	1.70	43,200	5.14	794,715	840,000
371	UNENCUMBERED CASH	TRANSPORTATION	18,426	2.32	9,528	1.13	794,715	840,000
371	UNENCUMBERED CASH	* LINE TOTAL *	172,313	21.68	223,880	26.65	794,715	840,000
371	INTEREST IDLE FUNDS	SPECIAL EDUCATION	2,948	.37	3,000	.36	794,715	840,000
371	INTEREST IDLE FUNDS	VOCATIONAL EDUC.		.00	37	.00	794,715	840,000
371	INTEREST IDLE FUNDS	DRIVER TRAINING		.00	800	.10	794,715	840,000
371	INTEREST IDLE FUNDS	FOOD SERVICES	1,955	.25	2,000	.24	794,715	840,000
371	INTEREST IDLE FUNDS	CAPITAL OUTLAY	26,559	3.34	30,000	3.57	794,715	840,000
371	INTEREST IDLE FUNDS	TRANSPORTATION	5,131	.65		.00	794,715	840,000
371	INTEREST IDLE FUNDS	BILINGUAL EDUCATION		.00	600	.07	794,715	840,000
371	INTEREST IDLE FUNDS	* LINE TOTAL *	36,593	4.60	36,437	4.34	794,715	840,000
372	OUTGOING TRANSFERS		71,419	4.07	184,495	8.03	1,754,265	2,297,111
372	OUTGOING TRANSFERS	* LINE TOTAL *	71,419	4.07	184,495	8.03	1,754,265	2,297,111
372	UNENCUMBERED CASH		532,421	30.35	602,122	26.21	1,754,265	2,297,111
372	UNENCUMBERED CASH	SPECIAL EDUCATION	49,776	2.84	51,708	2.25	1,754,265	2,297,111
372	UNENCUMBERED CASH	VOCATIONAL EDUC.	41,986	2.39	26,432	1.15	1,754,265	2,297,111
372	UNENCUMBERED CASH	DRIVER TRAINING	6,612	.38	5,971	.26	1,754,265	2,297,111
372	UNENCUMBERED CASH	FOOD SERVICES	43,294	2.47	31,881	1.39	1,754,265	2,297,111
372	UNENCUMBERED CASH	CAPITAL OUTLAY	54,611	3.11	55,340	2.41	1,754,265	2,297,111
372	UNENCUMBERED CASH	TRANSPORTATION	45,010	2.57	36,061	1.57	1,754,265	2,297,111
372	UNENCUMBERED CASH	* LINE TOTAL *	773,710	44.10	809,515	35.24	1,754,265	2,297,111
372	INTEREST IDLE FUNDS	SPECIAL EDUCATION	34,230	1.95		.00	1,754,265	2,297,111
372	INTEREST IDLE FUNDS	VOCATIONAL EDUC.	19,821	1.13		.00	1,754,265	2,297,111
372	INTEREST IDLE FUNDS	CAPITAL OUTLAY	13,362	.76		.00	1,754,265	2,297,111
372	INTEREST IDLE FUNDS	TRANSPORTATION	19,532	1.11		.00	1,754,265	2,297,111
372	INTEREST IDLE FUNDS	* LINE TOTAL *	86,945	4.96		.00	1,754,265	2,297,111
373	OUTGOING TRANSFERS		456,172	6.28	458,187	5.85	7,262,312	7,838,622
373	OUTGOING TRANSFERS	* LINE TOTAL *	456,172	6.28	458,187	5.85	7,262,312	7,838,622
373	UNENCUMBERED CASH		744,734	10.25	839,230	10.71	7,262,312	7,838,622
373	UNENCUMBERED CASH	SPECIAL EDUCATION	249,011	3.43	243,957	3.11	7,262,312	7,838,622
373	UNENCUMBERED CASH	COOP SPECIAL EDUC.	136,133	1.87	132,500	1.69	7,262,312	7,838,622
373	UNENCUMBERED CASH	VOCATIONAL EDUC.	146,389	2.02	192,521	2.46	7,262,312	7,838,622
373	UNENCUMBERED CASH	DRIVER TRAINING	15,161	.21	16,607	.21	7,262,312	7,838,622
373	UNENCUMBERED CASH	FOOD SERVICES	65,213	.90	65,350	.83	7,262,312	7,838,622
373	UNENCUMBERED CASH	CAPITAL OUTLAY	388,624	5.35	447,589	5.71	7,262,312	7,838,622
373	UNENCUMBERED CASH	TRANSPORTATION	74,140	1.02	48,485	.62	7,262,312	7,838,622
373	UNENCUMBERED CASH	ADULT EDUCATION	18,326	.25	17,600	.22	7,262,312	7,838,622

KNEA LISTING SPECIAL FUNDS

USD	LINE	FUND	84-85 ACTUAL	PCT OF TOTAL	85-86 BUDGET	PCT OF TOTAL	84-85 GEN FUND ACTUAL TOTAL	85-86 GEN FUND BUDGET TOTAL
373	UNENCUMBERED CASH	ADULT SUPPLEMENTARY	7,924	.11	6,610	.08	7,262,312	7,838,622
373	UNENCUMBERED CASH	BILINGUAL EDUCATION	4,852	.07	3,368	.04	7,262,312	7,838,622
373	UNENCUMBERED CASH	* LINE TOTAL *	1,850,507	25.48	2,013,817	25.69	7,262,312	7,838,622
373	INTEREST IDLE FUNDS	SPECIAL EDUCATION	94,587	1.30	101,511	1.30	7,262,312	7,838,622
373	INTEREST IDLE FUNDS	VOCATIONAL EDUC.	93,880	1.29	93,900	1.20	7,262,312	7,838,622
373	INTEREST IDLE FUNDS	DRIVER TRAINING	5,800	.08	6,000	.08	7,262,312	7,838,622
373	INTEREST IDLE FUNDS	CAPITAL OUTLAY	84,233	1.16		.00	7,262,312	7,838,622
373	INTEREST IDLE FUNDS	TRANSPORTATION	6,100	.08	25,000	.32	7,262,312	7,838,622
373	INTEREST IDLE FUNDS	ADULT EDUCATION		.00	12,589	.16	7,262,312	7,838,622
373	INTEREST IDLE FUNDS	ADULT SUPPLEMENTARY		.00	1,000	.01	7,262,312	7,838,622
373	INTEREST IDLE FUNDS	* LINE TOTAL *	284,600	3.92	240,000	3.06	7,262,312	7,838,622
374	OUTGOING TRANSFERS		37,500	2.26	81,849	4.59	1,656,331	1,783,249
374	OUTGOING TRANSFERS	* LINE TOTAL *	37,500	2.26	81,849	4.59	1,656,331	1,783,249
374	UNENCUMBERED CASH	SPECIAL EDUCATION	379,842	22.93	331,200	18.57	1,656,331	1,783,249
374	UNENCUMBERED CASH	DRIVER TRAINING	44,685	2.70	41,601	2.33	1,656,331	1,783,249
374	UNENCUMBERED CASH	FOOD SERVICES	302	.02	173	.01	1,656,331	1,783,249
374	UNENCUMBERED CASH	CAPITAL OUTLAY	21,321	1.29	21,310	1.20	1,656,331	1,783,249
374	UNENCUMBERED CASH	TRANSPORTATION	50,496	3.05	97,872	5.49	1,656,331	1,783,249
374	UNENCUMBERED CASH	* LINE TOTAL *	513,992	31.03	503,903	28.26	1,656,331	1,783,249
374	INTEREST IDLE FUNDS	SPECIAL EDUCATION	36,461	2.20	33,000	1.85	1,656,331	1,783,249
374	INTEREST IDLE FUNDS	DRIVER TRAINING	5,440	.33	5,000	.28	1,656,331	1,783,249
374	INTEREST IDLE FUNDS	FOOD SERVICES	24,384	1.47	33,000	1.85	1,656,331	1,783,249
374	INTEREST IDLE FUNDS	CAPITAL OUTLAY	1,000	.06	1,000	.06	1,656,331	1,783,249
374	INTEREST IDLE FUNDS	TRANSPORTATION		.00	3,000	.17	1,656,331	1,783,249
374	INTEREST IDLE FUNDS	* LINE TOTAL *	67,285	4.06	75,000	4.21	1,656,331	1,783,249
375	OUTGOING TRANSFERS		218,000	6.82	188,858	4.84	3,194,530	3,898,959
375	OUTGOING TRANSFERS	* LINE TOTAL *	218,000	6.82	188,858	4.84	3,194,530	3,898,959
375	UNENCUMBERED CASH	SPECIAL EDUCATION	518,308	16.22	852,477	21.86	3,194,530	3,898,959
375	UNENCUMBERED CASH	VOCATIONAL EDUC.	153,116	4.79	202,411	5.19	3,194,530	3,898,959
375	UNENCUMBERED CASH	DRIVER TRAINING	73,642	2.31	46,136	1.18	3,194,530	3,898,959
375	UNENCUMBERED CASH	FOOD SERVICES	27,355	.86	27,006	.69	3,194,530	3,898,959
375	UNENCUMBERED CASH	CAPITAL OUTLAY	120,748	3.78	132,842	3.41	3,194,530	3,898,959
375	UNENCUMBERED CASH	TRANSPORTATION	976,378	30.56	1,220,239	31.30	3,194,530	3,898,959
375	UNENCUMBERED CASH	* LINE TOTAL *	1,980,877	62.01	2,638,508	67.57	3,194,530	3,898,959
375	INTEREST IDLE FUNDS	SPECIAL EDUCATION	109,479	3.43	25,000	.64	3,194,530	3,898,959
375	INTEREST IDLE FUNDS	CAPITAL OUTLAY	164,478	5.15	82,000	2.10	3,194,530	3,898,959
375	INTEREST IDLE FUNDS	* LINE TOTAL *	273,957	8.58	107,000	2.74	3,194,530	3,898,959
376	OUTGOING TRANSFERS		184,000	11.37	298,000	14.31	1,617,800	2,082,000
376	OUTGOING TRANSFERS	* LINE TOTAL *	184,000	11.37	298,000	14.31	1,617,800	2,082,000
376	UNENCUMBERED CASH	SPECIAL EDUCATION	319,867	19.77	470,382	22.59	1,617,800	2,082,000
376	UNENCUMBERED CASH	VOCATIONAL EDUC.	24,235	1.50	28,308	1.36	1,617,800	2,082,000
376	UNENCUMBERED CASH	DRIVER TRAINING	17,955	1.11	18,541	.89	1,617,800	2,082,000
376	UNENCUMBERED CASH	FOOD SERVICES	4,337	.27	5,346	.26	1,617,800	2,082,000
376	UNENCUMBERED CASH	CAPITAL OUTLAY	19,883	1.23	10,198	.49	1,617,800	2,082,000
376	UNENCUMBERED CASH	TRANSPORTATION	89,695	5.54	159,242	7.65	1,617,800	2,082,000
376	UNENCUMBERED CASH	* LINE TOTAL *	524,613	32.43	721,103	34.64	1,617,800	2,082,000
376	INTEREST IDLE FUNDS	SPECIAL EDUCATION		.00	660	.03	1,617,800	2,082,000
376	INTEREST IDLE FUNDS	VOCATIONAL EDUC.		.00	1,459	.07	1,617,800	2,082,000
376	INTEREST IDLE FUNDS	DRIVER TRAINING		.00	4	.00	1,617,800	2,082,000
376	INTEREST IDLE FUNDS	FOOD SERVICES		.00	5,406	.26	1,617,800	2,082,000
376	INTEREST IDLE FUNDS	CAPITAL OUTLAY	55,762	3.45		.00	1,617,800	2,082,000
376	INTEREST IDLE FUNDS	TRANSPORTATION		.00	949	.05	1,617,800	2,082,000
376	INTEREST IDLE FUNDS	* LINE TOTAL *	55,762	3.45	8,478	.41	1,617,800	2,082,000
377	OUTGOING TRANSFERS		317,000	11.66	329,000	9.96	2,717,730	3,302,427
377	OUTGOING TRANSFERS	* LINE TOTAL *	317,000	11.66	329,000	9.96	2,717,730	3,302,427
377	UNENCUMBERED CASH	SPECIAL EDUCATION	565,545	20.81	620,804	18.80	2,717,730	3,302,427
377	UNENCUMBERED CASH	VOCATIONAL EDUC.	87,173	3.21	98,924	3.00	2,717,730	3,302,427
377	UNENCUMBERED CASH	DRIVER TRAINING	63,488	2.34	59,552	1.80	2,717,730	3,302,427
377	UNENCUMBERED CASH	FOOD SERVICES	9,837	.36	15,760	.48	2,717,730	3,302,427
377	UNENCUMBERED CASH	CAPITAL OUTLAY	42,073	1.55	34,226	1.04	2,717,730	3,302,427
377	UNENCUMBERED CASH	TRANSPORTATION	138,713	5.10	147,292	4.46	2,717,730	3,302,427
377	UNENCUMBERED CASH	* LINE TOTAL *	985,927	36.28	1,059,787	32.09	2,717,730	3,302,427

KNEA LISTING		SPECIAL FUNDS		84-85	PCT OF	85-86	PCT OF	84-85 GEN FUND	85-86 GEN FUND
USD	LINE	FUND		ACTUAL	TOTAL	BUDGET	TOTAL	ACTUAL	TOTAL
377	INTEREST IDLE FUNDS	CAPITAL OUTLAY		121,616	4.47	120,000	3.63	2,717,730	3,302,427
377	INTEREST IDLE FUNDS	* LINE TOTAL *		121,616	4.47	120,000	3.63	2,717,730	3,302,427
378	OUTGOING TRANSFERS			166,000	10.59	192,500	11.26	1,567,546	1,708,920
378	OUTGOING TRANSFERS	* LINE TOTAL *		166,000	10.59	192,500	11.26	1,567,546	1,708,920
378	UNENCUMBERED CASH			196,634	12.54	231,227	13.53	1,567,546	1,708,920
378	UNENCUMBERED CASH	SPECIAL EDUCATION		22,999	1.47	23,118	1.35	1,567,546	1,708,920
378	UNENCUMBERED CASH	VOCATIONAL EDUC.		23,639	1.51	23,856	1.40	1,567,546	1,708,920
378	UNENCUMBERED CASH	DRIVER TRAINING		1,060	.07	2,475	.14	1,567,546	1,708,920
378	UNENCUMBERED CASH	FOOD SERVICES		13,568	.87	9,394	.55	1,567,546	1,708,920
378	UNENCUMBERED CASH	CAPITAL OUTLAY		44,348	2.83	123,239	7.21	1,567,546	1,708,920
378	UNENCUMBERED CASH	TRANSPORTATION		29,472	1.88	50,278	2.94	1,567,546	1,708,920
378	UNENCUMBERED CASH	* LINE TOTAL *		331,720	21.16	463,587	27.13	1,567,546	1,708,920
378	INTEREST IDLE FUNDS	DRIVER TRAINING		4,000	.26		.00	1,567,546	1,708,920
378	INTEREST IDLE FUNDS	CAPITAL OUTLAY		34,110	2.18	50,000	2.93	1,567,546	1,708,920
378	INTEREST IDLE FUNDS	* LINE TOTAL *		38,110	2.43	50,000	2.93	1,567,546	1,708,920
379	OUTGOING TRANSFERS			465,832	11.83	415,546	8.85	3,937,191	4,698,066
379	OUTGOING TRANSFERS	* LINE TOTAL *		465,832	11.83	415,546	8.85	3,937,191	4,698,066
379	UNENCUMBERED CASH			1,076,157	27.33	1,161,722	24.73	3,937,191	4,698,066
379	UNENCUMBERED CASH	SPECIAL EDUCATION		224,246	5.70	347,716	7.40	3,937,191	4,698,066
379	UNENCUMBERED CASH	COOP SPECIAL EDUC.		518,965	13.18	556,204	11.84	3,937,191	4,698,066
379	UNENCUMBERED CASH	VOCATIONAL EDUC.		107,568	2.73	153,670	3.27	3,937,191	4,698,066
379	UNENCUMBERED CASH	DRIVER TRAINING		9,906	.25	8,369	.18	3,937,191	4,698,066
379	UNENCUMBERED CASH	FOOD SERVICES		83,492	2.12	72,206	1.54	3,937,191	4,698,066
379	UNENCUMBERED CASH	CAPITAL OUTLAY		1,221,106	31.01	1,429,482	30.43	3,937,191	4,698,066
379	UNENCUMBERED CASH	TRANSPORTATION		261,362	6.64	211,967	4.51	3,937,191	4,698,066
379	UNENCUMBERED CASH	* LINE TOTAL *		3,502,802	88.97	3,941,336	83.89	3,937,191	4,698,066
379	INTEREST IDLE FUNDS	SPECIAL EDUCATION		7,472	.19		.00	3,937,191	4,698,066
379	INTEREST IDLE FUNDS	FOOD SERVICES			.00	20,372	.43	3,937,191	4,698,066
379	INTEREST IDLE FUNDS	CAPITAL OUTLAY		397,576	10.10		.00	3,937,191	4,698,066
379	INTEREST IDLE FUNDS	TRANSPORTATION			.00	610	.01	3,937,191	4,698,066
379	INTEREST IDLE FUNDS	* LINE TOTAL *		405,048	10.29	20,982	.45	3,937,191	4,698,066
380	OUTGOING TRANSFERS			173,946	9.78	242,000	10.74	1,779,073	2,252,379
380	OUTGOING TRANSFERS	* LINE TOTAL *		173,946	9.78	242,000	10.74	1,779,073	2,252,379
380	UNENCUMBERED CASH			291,305	16.37	449,935	19.98	1,779,073	2,252,379
380	UNENCUMBERED CASH	SPECIAL EDUCATION		38,528	2.17	48,576	2.16	1,779,073	2,252,379
380	UNENCUMBERED CASH	VOCATIONAL EDUC.		30,403	1.71	26,297	1.17	1,779,073	2,252,379
380	UNENCUMBERED CASH	DRIVER TRAINING		5,046	.28	5,070	.23	1,779,073	2,252,379
380	UNENCUMBERED CASH	FOOD SERVICES		32,552	1.83	32,668	1.45	1,779,073	2,252,379
380	UNENCUMBERED CASH	CAPITAL OUTLAY		112,822	6.34	182,520	8.10	1,779,073	2,252,379
380	UNENCUMBERED CASH	TRANSPORTATION		72,195	4.06	39,899	1.77	1,779,073	2,252,379
380	UNENCUMBERED CASH	* LINE TOTAL *		582,851	32.76	784,965	34.85	1,779,073	2,252,379
380	INTEREST IDLE FUNDS	VOCATIONAL EDUC.		11,843	.67	12,000	.53	1,779,073	2,252,379
380	INTEREST IDLE FUNDS	FOOD SERVICES		10,649	.60	10,000	.44	1,779,073	2,252,379
380	INTEREST IDLE FUNDS	CAPITAL OUTLAY		55,165	3.10	50,000	2.22	1,779,073	2,252,379
380	INTEREST IDLE FUNDS	* LINE TOTAL *		77,657	4.37	72,000	3.20	1,779,073	2,252,379
381	OUTGOING TRANSFERS			56,500	6.22	65,500	6.47	908,743	1,012,200
381	OUTGOING TRANSFERS	* LINE TOTAL *		56,500	6.22	65,500	6.47	908,743	1,012,200
381	UNENCUMBERED CASH			178,067	19.59	211,454	20.89	908,743	1,012,200
381	UNENCUMBERED CASH	SPECIAL EDUCATION		9,261	1.02	10,829	1.07	908,743	1,012,200
381	UNENCUMBERED CASH	DRIVER TRAINING		1,498	.16	1,185	.12	908,743	1,012,200
381	UNENCUMBERED CASH	FOOD SERVICES		1,098	.12	869	.09	908,743	1,012,200
381	UNENCUMBERED CASH	CAPITAL OUTLAY		65,184	7.17	92,339	9.12	908,743	1,012,200
381	UNENCUMBERED CASH	TRANSPORTATION		722	.08	441	.04	908,743	1,012,200
381	UNENCUMBERED CASH	* LINE TOTAL *		255,830	28.15	317,117	31.33	908,743	1,012,200
381	INTEREST IDLE FUNDS	CAPITAL OUTLAY		34,237	3.77	30,000	2.96	908,743	1,012,200
381	INTEREST IDLE FUNDS	* LINE TOTAL *		34,237	3.77	30,000	2.96	908,743	1,012,200
382	OUTGOING TRANSFERS			375,555	10.66	447,552	11.16	3,521,627	4,011,787
382	OUTGOING TRANSFERS	* LINE TOTAL *		375,555	10.66	447,552	11.16	3,521,627	4,011,787
382	UNENCUMBERED CASH			712,319	20.23	833,853	20.79	3,521,627	4,011,787
382	UNENCUMBERED CASH	SPECIAL EDUCATION		89,913	2.55	104,508	2.61	3,521,627	4,011,787
382	UNENCUMBERED CASH	VOCATIONAL EDUC.		98,525	2.80	105,103	2.62	3,521,627	4,011,787
382	UNENCUMBERED CASH	DRIVER TRAINING		10,232	.29	9,944	.25	3,521,627	4,011,787
382	UNENCUMBERED CASH	FOOD SERVICES		19,447	.55	6,358	.16	3,521,627	4,011,787
382	UNENCUMBERED CASH	CAPITAL OUTLAY		715,636	20.32	595,922	14.85	3,521,627	4,011,787
382	UNENCUMBERED CASH	TRANSPORTATION		99,296	2.82	123,493	3.08	3,521,627	4,011,787

KNEA LISTING SPECIAL FUNDS

USD LINE	FUND	84-85 ACTUAL	PCT OF TOTAL	85-86 BUDGET	PCT OF TOTAL	84-85 GEN FUND ACTUAL TOTAL	85-86 GEN FUND BUDGET TOTAL
382 UNENCUMBERED CASH	BILINGUAL EDUCATION	199	.01	538	.01	3,521,627	4,011,787
382 UNENCUMBERED CASH	* LINE TOTAL *	1,745,567	49.57	1,779,719	44.36	3,521,627	4,011,787
382 INTEREST IDLE FUNDS	SPECIAL EDUCATION	30,000	.85		.00	3,521,627	4,011,787
382 INTEREST IDLE FUNDS	VOCATIONAL EDUC.	18,000	.51		.00	3,521,627	4,011,787
382 INTEREST IDLE FUNDS	DRIVER TRAINING	3,000	.09	3,000	.07	3,521,627	4,011,787
382 INTEREST IDLE FUNDS	FOOD SERVICES	10,000	.28	30,000	.75	3,521,627	4,011,787
382 INTEREST IDLE FUNDS	CAPITAL OUTLAY	133,667	3.80		.00	3,521,627	4,011,787
382 INTEREST IDLE FUNDS	* LINE TOTAL *	194,667	5.53	33,000	.82	3,521,627	4,011,787
383 OUTGOING TRANSFERS		724,774	5.76	756,728	5.51	12,588,751	13,736,515
383 OUTGOING TRANSFERS	* LINE TOTAL *	724,774	5.76	756,728	5.51	12,588,751	13,736,515
383 UNENCUMBERED CASH		1,229,449	9.77	750,242	5.46	12,588,751	13,736,515
383 UNENCUMBERED CASH	SPECIAL EDUCATION	106,259	.84	111,382	.81	12,588,751	13,736,515
383 UNENCUMBERED CASH	VOCATIONAL EDUC.	545,514	4.33	543,152	3.96	12,588,751	13,736,515
383 UNENCUMBERED CASH	DRIVER TRAINING	10,873	.09	3,391	.02	12,588,751	13,736,515
383 UNENCUMBERED CASH	FOOD SERVICES	51,383	.41	99,336	.72	12,588,751	13,736,515
383 UNENCUMBERED CASH	CAPITAL OUTLAY	330,323	2.62	601,734	4.38	12,588,751	13,736,515
383 UNENCUMBERED CASH	TRANSPORTATION	87,432	.69	75,401	.55	12,588,751	13,736,515
383 UNENCUMBERED CASH	ADULT EDUCATION	506	.00	696	.01	12,588,751	13,736,515
383 UNENCUMBERED CASH	ADULT SUPPLEMENTARY	40,549	.32	44,633	.32	12,588,751	13,736,515
383 UNENCUMBERED CASH	* LINE TOTAL *	2,402,288	19.08	2,230,167	16.24	12,588,751	13,736,515
383 INTEREST IDLE FUNDS	SPECIAL EDUCATION	17,206	.14	60,000	.44	12,588,751	13,736,515
383 INTEREST IDLE FUNDS	DRIVER TRAINING	37,000	.29	48,000	.35	12,588,751	13,736,515
383 INTEREST IDLE FUNDS	FOOD SERVICES	837	.01		.00	12,588,751	13,736,515
383 INTEREST IDLE FUNDS	CAPITAL OUTLAY	613,364	4.87	225,000	1.64	12,588,751	13,736,515
383 INTEREST IDLE FUNDS	TRANSPORTATION		.00	15,000	.11	12,588,751	13,736,515
383 INTEREST IDLE FUNDS	* LINE TOTAL *	668,407	5.31	348,000	2.53	12,588,751	13,736,515
384 OUTGOING TRANSFERS		60,000	7.51	35,309	4.12	799,091	856,309
384 OUTGOING TRANSFERS	* LINE TOTAL *	60,000	7.51	35,309	4.12	799,091	856,309
384 UNENCUMBERED CASH		205,497	25.72	251,650	29.39	799,091	856,309
384 UNENCUMBERED CASH	SPECIAL EDUCATION	30,795	3.85	17,956	2.10	799,091	856,309
384 UNENCUMBERED CASH	VOCATIONAL EDUC.	23,181	2.90	8,466	.99	799,091	856,309
384 UNENCUMBERED CASH	DRIVER TRAINING	13,180	1.65	12,023	1.40	799,091	856,309
384 UNENCUMBERED CASH	FOOD SERVICES	11,131	1.39	15,061	1.76	799,091	856,309
384 UNENCUMBERED CASH	CAPITAL OUTLAY	36,980	4.63	40,984	4.79	799,091	856,309
384 UNENCUMBERED CASH	TRANSPORTATION	19,755	2.47	54,249	6.34	799,091	856,309
384 UNENCUMBERED CASH	* LINE TOTAL *	340,519	42.61	400,389	46.76	799,091	856,309
384 INTEREST IDLE FUNDS	SPECIAL EDUCATION	5,029	.63	10,000	1.17	799,091	856,309
384 INTEREST IDLE FUNDS	VOCATIONAL EDUC.	9,030	1.13		.00	799,091	856,309
384 INTEREST IDLE FUNDS	DRIVER TRAINING		.00	1,000	.12	799,091	856,309
384 INTEREST IDLE FUNDS	FOOD SERVICES	18,227	2.28	20,000	2.34	799,091	856,309
384 INTEREST IDLE FUNDS	CAPITAL OUTLAY	13,334	1.67	3,000	.35	799,091	856,309
384 INTEREST IDLE FUNDS	TRANSPORTATION		.00	6,143	.72	799,091	856,309
384 INTEREST IDLE FUNDS	* LINE TOTAL *	45,620	5.71	40,143	4.69	799,091	856,309
385 OUTGOING TRANSFERS		341,302	8.60	422,518	9.11	3,966,569	4,638,041
385 OUTGOING TRANSFERS	* LINE TOTAL *	341,302	8.60	422,518	9.11	3,966,569	4,638,041
385 UNENCUMBERED CASH		282,337	7.12	318,538	6.87	3,966,569	4,638,041
385 UNENCUMBERED CASH	DRIVER TRAINING	413	.01		.00	3,966,569	4,638,041
385 UNENCUMBERED CASH	CAPITAL OUTLAY	179,228	4.52	178,737	3.85	3,966,569	4,638,041
385 UNENCUMBERED CASH	* LINE TOTAL *	461,978	11.65	497,275	10.72	3,966,569	4,638,041
386 OUTGOING TRANSFERS		97,000	7.09	104,700	7.27	1,368,364	1,440,000
386 OUTGOING TRANSFERS	* LINE TOTAL *	97,000	7.09	104,700	7.27	1,368,364	1,440,000
386 UNENCUMBERED CASH		87,797	6.42	131,702	9.15	1,368,364	1,440,000
386 UNENCUMBERED CASH	SPECIAL EDUCATION	12,643	.92	12,595	.87	1,368,364	1,440,000
386 UNENCUMBERED CASH	VOCATIONAL EDUC.	910	.07	6,788	.47	1,368,364	1,440,000
386 UNENCUMBERED CASH	DRIVER TRAINING	63	.00	707	.05	1,368,364	1,440,000
386 UNENCUMBERED CASH	FOOD SERVICES	8,108	.59	12,314	.86	1,368,364	1,440,000
386 UNENCUMBERED CASH	CAPITAL OUTLAY	54,891	4.01	25,654	1.78	1,368,364	1,440,000
386 UNENCUMBERED CASH	TRANSPORTATION	25,956	1.90	29,414	2.04	1,368,364	1,440,000
386 UNENCUMBERED CASH	ADULT SUPPLEMENTARY	15	.00	15	.00	1,368,364	1,440,000
386 UNENCUMBERED CASH	* LINE TOTAL *	190,383	13.91	219,189	15.22	1,368,364	1,440,000
386 INTEREST IDLE FUNDS	SPECIAL EDUCATION		.00	5,000	.35	1,368,364	1,440,000
386 INTEREST IDLE FUNDS	DRIVER TRAINING		.00	500	.03	1,368,364	1,440,000
386 INTEREST IDLE FUNDS	FOOD SERVICES	8,329	.61	10,000	.69	1,368,364	1,440,000
386 INTEREST IDLE FUNDS	CAPITAL OUTLAY	27,971	2.04	30,000	2.09	1,368,364	1,440,000
386 INTEREST IDLE FUNDS	TRANSPORTATION		.00	5,000	.35	1,368,364	1,440,000
386 INTEREST IDLE FUNDS	* LINE TOTAL *	36,300	2.65	50,500	3.51	1,368,364	1,440,000

KNEA LISTING		SPECIAL FUNDS		84-85	PCT OF	85-86	PCT OF	84-85 GEN FUND	85-86 GEN FUND
USD	LINE	FUND		ACTUAL	TOTAL	BUDGET	TOTAL	ACTUAL TOTAL	BUDGET TOTAL
	387	OUTGOING TRANSFERS		129,924	10.55	137,405	9.46	1,231,672	1,452,112
	387	OUTGOING TRANSFERS	* LINE TOTAL *	129,924	10.55	137,405	9.46	1,231,672	1,452,112
	387	UNENCUMBERED CASH		317,824	25.80	342,871	23.61	1,231,672	1,452,112
	387	UNENCUMBERED CASH	SPECIAL EDUCATION	52,359	4.25	61,152	4.21	1,231,672	1,452,112
	387	UNENCUMBERED CASH	VOCATIONAL EDUC.	13,196	1.07	6,177	.43	1,231,672	1,452,112
	387	UNENCUMBERED CASH	DRIVER TRAINING	3,119	.25	1,825	.13	1,231,672	1,452,112
	387	UNENCUMBERED CASH	FOOD SERVICES	44,563	3.62	31,522	2.17	1,231,672	1,452,112
	387	UNENCUMBERED CASH	CAPITAL OUTLAY	55,560	4.51	113,565	7.82	1,231,672	1,452,112
	387	UNENCUMBERED CASH	TRANSPORTATION	29,072	2.36	57,662	3.97	1,231,672	1,452,112
	387	UNENCUMBERED CASH	* LINE TOTAL *	515,693	41.87	614,774	42.34	1,231,672	1,452,112
	387	INTEREST IDLE FUNDS	FOOD SERVICES	37,892	3.08		.00	1,231,672	1,452,112
	387	INTEREST IDLE FUNDS	CAPITAL OUTLAY		.00	65,000	4.48	1,231,672	1,452,112
	387	INTEREST IDLE FUNDS	TRANSPORTATION	21,372	1.74		.00	1,231,672	1,452,112
	387	INTEREST IDLE FUNDS	* LINE TOTAL *	59,264	4.81	65,000	4.48	1,231,672	1,452,112
	388	OUTGOING TRANSFERS		118,900	9.35	271,250	16.60	1,271,787	1,634,414
	388	OUTGOING TRANSFERS	* LINE TOTAL *	118,900	9.35	271,250	16.60	1,271,787	1,634,414
	388	UNENCUMBERED CASH		217,790	17.12	321,951	19.70	1,271,787	1,634,414
	388	UNENCUMBERED CASH	SPECIAL EDUCATION	50,394	3.96	60,265	3.69	1,271,787	1,634,414
	388	UNENCUMBERED CASH	VOCATIONAL EDUC.	251,515	19.78	212,808	13.02	1,271,787	1,634,414
	388	UNENCUMBERED CASH	DRIVER TRAINING	8,344	.66	11,577	.71	1,271,787	1,634,414
	388	UNENCUMBERED CASH	FOOD SERVICES	37,883	2.98	38,859	2.38	1,271,787	1,634,414
	388	UNENCUMBERED CASH	CAPITAL OUTLAY	318,651	25.06	332,846	20.36	1,271,787	1,634,414
	388	UNENCUMBERED CASH	TRANSPORTATION	212,313	16.69	200,860	12.29	1,271,787	1,634,414
	388	UNENCUMBERED CASH	* LINE TOTAL *	1,096,890	86.25	1,179,166	72.15	1,271,787	1,634,414
	388	INTEREST IDLE FUNDS	SPECIAL EDUCATION	2,306	.18		.00	1,271,787	1,634,414
	388	INTEREST IDLE FUNDS	VOCATIONAL EDUC.	20,765	1.63		.00	1,271,787	1,634,414
	388	INTEREST IDLE FUNDS	CAPITAL OUTLAY	69,502	5.46	39,000	2.39	1,271,787	1,634,414
	388	INTEREST IDLE FUNDS	TRANSPORTATION	6,922	.54		.00	1,271,787	1,634,414
	388	INTEREST IDLE FUNDS	* LINE TOTAL *	99,495	7.82	39,000	2.39	1,271,787	1,634,414
	389	OUTGOING TRANSFERS		170,000	6.56	232,000	7.79	2,593,341	2,978,405
	389	OUTGOING TRANSFERS	* LINE TOTAL *	170,000	6.56	232,000	7.79	2,593,341	2,978,405
	389	UNENCUMBERED CASH		342,788	13.22	532,890	17.89	2,593,341	2,978,405
	389	UNENCUMBERED CASH	SPECIAL EDUCATION	88,452	3.41	72,702	2.44	2,593,341	2,978,405
	389	UNENCUMBERED CASH	VOCATIONAL EDUC.	3,147	.12	2,700	.09	2,593,341	2,978,405
	389	UNENCUMBERED CASH	DRIVER TRAINING	2,424	.09	907	.03	2,593,341	2,978,405
	389	UNENCUMBERED CASH	FOOD SERVICES	34,023	1.31	38,458	1.29	2,593,341	2,978,405
	389	UNENCUMBERED CASH	CAPITAL OUTLAY	79,924	3.08	142,924	4.80	2,593,341	2,978,405
	389	UNENCUMBERED CASH	TRANSPORTATION	51,470	1.98	15,697	.53	2,593,341	2,978,405
	389	UNENCUMBERED CASH	* LINE TOTAL *	602,228	23.22	806,278	27.07	2,593,341	2,978,405
	389	INTEREST IDLE FUNDS	SPECIAL EDUCATION	68,104	2.63	22,197	.75	2,593,341	2,978,405
	389	INTEREST IDLE FUNDS	VOCATIONAL EDUC.	2,025	.08		.00	2,593,341	2,978,405
	389	INTEREST IDLE FUNDS	CAPITAL OUTLAY	13,395	.52		.00	2,593,341	2,978,405
	389	INTEREST IDLE FUNDS	TRANSPORTATION	583	.02		.00	2,593,341	2,978,405
	389	INTEREST IDLE FUNDS	* LINE TOTAL *	84,107	3.24	22,197	.75	2,593,341	2,978,405
	390	OUTGOING TRANSFERS		45,700	8.93	17,200	2.92	511,818	588,877
	390	OUTGOING TRANSFERS	* LINE TOTAL *	45,700	8.93	17,200	2.92	511,818	588,877
	390	UNENCUMBERED CASH		101,748	19.88	121,359	20.61	511,818	588,877
	390	UNENCUMBERED CASH	SPECIAL EDUCATION	30,093	5.88	30,455	5.17	511,818	588,877
	390	UNENCUMBERED CASH	VOCATIONAL EDUC.	21,100	4.12	19,018	3.23	511,818	588,877
	390	UNENCUMBERED CASH	DRIVER TRAINING	8,250	1.61	9,542	1.45	511,818	588,877
	390	UNENCUMBERED CASH	FOOD SERVICES	16,288	3.18	14,491	2.46	511,818	588,877
	390	UNENCUMBERED CASH	CAPITAL OUTLAY	145,099	28.35	189,165	32.12	511,818	588,877
	390	UNENCUMBERED CASH	TRANSPORTATION	56,368	11.01	68,592	11.65	511,818	588,877
	390	UNENCUMBERED CASH	* LINE TOTAL *	378,946	74.04	451,622	76.69	511,818	588,877
	390	INTEREST IDLE FUNDS	SPECIAL EDUCATION	3,973	.78	3,000	.51	511,818	588,877
	390	INTEREST IDLE FUNDS	VOCATIONAL EDUC.		.00	2,000	.34	511,818	588,877
	390	INTEREST IDLE FUNDS	FOOD SERVICES		.00	2,000	.34	511,818	588,877
	390	INTEREST IDLE FUNDS	CAPITAL OUTLAY	27,884	5.45	681	.12	511,818	588,877
	390	INTEREST IDLE FUNDS	TRANSPORTATION		.00	839	.14	511,818	588,877
	390	INTEREST IDLE FUNDS	* LINE TOTAL *	31,857	6.22	8,520	1.45	511,818	588,877
	392	OUTGOING TRANSFERS		165,000	11.38	210,000	11.32	1,449,919	1,855,505
	392	OUTGOING TRANSFERS	* LINE TOTAL *	165,000	11.38	210,000	11.32	1,449,919	1,855,505
	392	UNENCUMBERED CASH		684,341	47.20	534,149	28.79	1,449,919	1,855,505
	392	UNENCUMBERED CASH	SPECIAL EDUCATION	31,872	2.20	53,476	2.88	1,449,919	1,855,505
	392	UNENCUMBERED CASH	VOCATIONAL EDUC.	42,972	2.96	52,268	2.82	1,449,919	1,855,505
	392	UNENCUMBERED CASH	DRIVER TRAINING	8,206	.57	7,102	.38	1,449,919	1,855,505

KNEA LISTING SPECIAL FUNDS

USD	LINE	FUND	84-85 ACTUAL	PCT OF TOTAL	85-86 BUDGET	PCT OF TOTAL	84-85 GEN FUND ACTUAL TOTAL	85-86 GEN FUND BUDGET TOTAL
392	UNENCUMBERED CASH	FOOD SERVICES	6,811	.47	10,233	.55	1,449,919	1,855,505
392	UNENCUMBERED CASH	CAPITAL OUTLAY	360,358	24.85	293,963	15.84	1,449,919	1,855,505
392	UNENCUMBERED CASH	TRANSPORTATION	67,799	4.68	77,287	4.17	1,449,919	1,855,505
392	UNENCUMBERED CASH	ADULT SUPPLEMENTARY	194	.01	194	.01	1,449,919	1,855,505
392	UNENCUMBERED CASH	* LINE TOTAL *	1,202,553	82.94	1,028,672	55.44	1,449,919	1,855,505
392	INTEREST IDLE FUNDS	FOOD SERVICES	4,183	.29	699	.04	1,449,919	1,855,505
392	INTEREST IDLE FUNDS	CAPITAL OUTLAY	124,131	8.56	90,000	4.85	1,449,919	1,855,505
392	INTEREST IDLE FUNDS	* LINE TOTAL *	128,314	8.85	90,699	4.89	1,449,919	1,855,505
393	OUTGOING TRANSFERS		106,000	8.65	209,433	13.92	1,225,407	1,504,533
393	OUTGOING TRANSFERS	* LINE TOTAL *	106,000	8.65	209,433	13.92	1,225,407	1,504,533
393	UNENCUMBERED CASH		208,168	16.99	270,340	17.97	1,225,407	1,504,533
393	UNENCUMBERED CASH	SPECIAL EDUCATION	37,271	3.04	36,165	2.40	1,225,407	1,504,533
393	UNENCUMBERED CASH	VOCATIONAL EDUC.	41,231	3.36	40,888	2.72	1,225,407	1,504,533
393	UNENCUMBERED CASH	DRIVER TRAINING	3,470	.28	3,635	.24	1,225,407	1,504,533
393	UNENCUMBERED CASH	FOOD SERVICES	22,361	1.82	11,339	.75	1,225,407	1,504,533
393	UNENCUMBERED CASH	CAPITAL OUTLAY	9,188	.75	23,441	1.56	1,225,407	1,504,533
393	UNENCUMBERED CASH	TRANSPORTATION	69,035	5.63	67,993	4.52	1,225,407	1,504,533
393	UNENCUMBERED CASH	* LINE TOTAL *	390,724	31.89	453,801	30.16	1,225,407	1,504,533
393	INTEREST IDLE FUNDS	SPECIAL EDUCATION	10,125	.83	10,000	.66	1,225,407	1,504,533
393	INTEREST IDLE FUNDS	VOCATIONAL EDUC.	8,860	.72	9,999	.66	1,225,407	1,504,533
393	INTEREST IDLE FUNDS	FOOD SERVICES		.00	13,000	.86	1,225,407	1,504,533
393	INTEREST IDLE FUNDS	CAPITAL OUTLAY	367	.03	11,800	.78	1,225,407	1,504,533
393	INTEREST IDLE FUNDS	TRANSPORTATION	14,086	1.15		.00	1,225,407	1,504,533
393	INTEREST IDLE FUNDS	* LINE TOTAL *	33,438	2.73	44,799	2.98	1,225,407	1,504,533
394	OUTGOING TRANSFERS		331,846	9.58	392,560	9.51	3,463,566	4,128,024
394	OUTGOING TRANSFERS	* LINE TOTAL *	331,846	9.58	392,560	9.51	3,463,566	4,128,024
394	UNENCUMBERED CASH		487,046	14.06	575,045	13.93	3,463,566	4,128,024
394	UNENCUMBERED CASH	SPECIAL EDUCATION	114,693	3.31	121,324	2.94	3,463,566	4,128,024
394	UNENCUMBERED CASH	VOCATIONAL EDUC.	42,878	1.24	18,742	.45	3,463,566	4,128,024
394	UNENCUMBERED CASH	DRIVER TRAINING	5,754	.17	6,182	.15	3,463,566	4,128,024
394	UNENCUMBERED CASH	FOOD SERVICES	112,509	3.25	132,931	3.22	3,463,566	4,128,024
394	UNENCUMBERED CASH	CAPITAL OUTLAY	134,825	3.89	204,085	4.94	3,463,566	4,128,024
394	UNENCUMBERED CASH	TRANSPORTATION	103,265	2.98	51,970	1.26	3,463,566	4,128,024
394	UNENCUMBERED CASH	ADULT EDUCATION	2,500	.07	5,902	.14	3,463,566	4,128,024
394	UNENCUMBERED CASH	* LINE TOTAL *	1,003,470	28.97	1,116,181	27.04	3,463,566	4,128,024
394	INTEREST IDLE FUNDS	CAPITAL OUTLAY	132,579	3.83	120,000	2.91	3,463,566	4,128,024
394	INTEREST IDLE FUNDS	TRANSPORTATION		.00	5,000	.12	3,463,566	4,128,024
394	INTEREST IDLE FUNDS	* LINE TOTAL *	132,579	3.83	125,000	3.03	3,463,566	4,128,024
395	OUTGOING TRANSFERS		86,800	5.43	90,000	5.14	1,597,793	1,749,600
395	OUTGOING TRANSFERS	* LINE TOTAL *	86,800	5.43	90,000	5.14	1,597,793	1,749,600
395	UNENCUMBERED CASH		432,146	27.05	435,877	24.91	1,597,793	1,749,600
395	UNENCUMBERED CASH	SPECIAL EDUCATION	84,772	5.31	84,853	4.85	1,597,793	1,749,600
395	UNENCUMBERED CASH	VOCATIONAL EDUC.	34,697	2.17	34,980	2.00	1,597,793	1,749,600
395	UNENCUMBERED CASH	DRIVER TRAINING	16,215	1.01	16,106	.92	1,597,793	1,749,600
395	UNENCUMBERED CASH	FOOD SERVICES	47,389	2.97	57,347	3.28	1,597,793	1,749,600
395	UNENCUMBERED CASH	CAPITAL OUTLAY	245,475	15.36	234,794	13.42	1,597,793	1,749,600
395	UNENCUMBERED CASH	TRANSPORTATION	106,420	6.66	104,870	5.99	1,597,793	1,749,600
395	UNENCUMBERED CASH	* LINE TOTAL *	967,114	60.53	968,827	55.37	1,597,793	1,749,600
395	INTEREST IDLE FUNDS	SPECIAL EDUCATION	27,000	1.69		.00	1,597,793	1,749,600
395	INTEREST IDLE FUNDS	VOCATIONAL EDUC.	50,000	3.13	15,000	.86	1,597,793	1,749,600
395	INTEREST IDLE FUNDS	DRIVER TRAINING	2,800	.18		.00	1,597,793	1,749,600
395	INTEREST IDLE FUNDS	FOOD SERVICES	28	.00		.00	1,597,793	1,749,600
395	INTEREST IDLE FUNDS	CAPITAL OUTLAY	1,606	.10	12,000	.69	1,597,793	1,749,600
395	INTEREST IDLE FUNDS	TRANSPORTATION	5,200	.33		.00	1,597,793	1,749,600
395	INTEREST IDLE FUNDS	* LINE TOTAL *	86,634	5.42	27,000	1.54	1,597,793	1,749,600
396	OUTGOING TRANSFERS		116,288	6.94	166,357	7.42	1,674,560	2,241,503
396	OUTGOING TRANSFERS	* LINE TOTAL *	116,288	6.94	166,357	7.42	1,674,560	2,241,503
396	UNENCUMBERED CASH		158,339	9.46	347,238	15.49	1,674,560	2,241,503
396	UNENCUMBERED CASH	SPECIAL EDUCATION	54,474	3.25	20,251	.90	1,674,560	2,241,503
396	UNENCUMBERED CASH	VOCATIONAL EDUC.	11,211	.67	7,747	.35	1,674,560	2,241,503
396	UNENCUMBERED CASH	DRIVER TRAINING	1,452	.09	581	.03	1,674,560	2,241,503
396	UNENCUMBERED CASH	FOOD SERVICES	11,345	.68	9,335	.42	1,674,560	2,241,503
396	UNENCUMBERED CASH	CAPITAL OUTLAY	457,292	27.31	387,765	17.30	1,674,560	2,241,503
396	UNENCUMBERED CASH	TRANSPORTATION	21,766	1.30	3,180	.14	1,674,560	2,241,503
396	UNENCUMBERED CASH	ADULT EDUCATION	102	.01	102	.00	1,674,560	2,241,503
396	UNENCUMBERED CASH	* LINE TOTAL *	715,981	42.76	776,199	34.63	1,674,560	2,241,503

KNEA LISTING

SPECIAL FUNDS

USD	LINE	FUND	84-85 ACTUAL	PCT OF TOTAL	85-86 BUDGET	PCT OF TOTAL	84-85 GEN FUND ACTUAL TOTAL	85-86 GEN FUND BUDGET TOTAL
396	INTEREST IDLE FUNDS	CAPITAL OUTLAY	74,956	4.48	75,000	3.35	1,674,560	2,241,503
396	INTEREST IDLE FUNDS	* LINE TOTAL *	74,956	4.48	75,000	3.35	1,674,560	2,241,503
397	OUTGOING TRANSFERS		151,719	13.54	66,000	4.69	1,120,630	1,408,000
397	OUTGOING TRANSFERS	* LINE TOTAL *	151,719	13.54	66,000	4.69	1,120,630	1,408,000
397	UNENCUMBERED CASH		336,465	30.02	425,628	30.23	1,120,630	1,408,000
397	UNENCUMBERED CASH	SPECIAL EDUCATION	45,620	4.07	50,940	3.62	1,120,630	1,408,000
397	UNENCUMBERED CASH	VOCATIONAL EDUC.	26,442	2.36	35,255	2.50	1,120,630	1,408,000
397	UNENCUMBERED CASH	DRIVER TRAINING	10,568	.94	11,977	.85	1,120,630	1,408,000
397	UNENCUMBERED CASH	FOOD SERVICES	25,197	2.25	22,450	1.59	1,120,630	1,408,000
397	UNENCUMBERED CASH	CAPITAL OUTLAY	269,422	24.04	361,375	25.67	1,120,630	1,408,000
397	UNENCUMBERED CASH	TRANSPORTATION	101,353	9.04	115,329	8.19	1,120,630	1,408,000
397	UNENCUMBERED CASH	* LINE TOTAL *	815,067	72.73	1,022,954	72.65	1,120,630	1,408,000
397	INTEREST IDLE FUNDS	FOOD SERVICES	3,518	.31	3,101	.22	1,120,630	1,408,000
397	INTEREST IDLE FUNDS	CAPITAL OUTLAY	96,185	8.58	70,000	4.97	1,120,630	1,408,000
397	INTEREST IDLE FUNDS	* LINE TOTAL *	99,703	8.90	73,101	5.19	1,120,630	1,408,000
398	OUTGOING TRANSFERS		76,100	5.47	233,000	13.36	1,391,098	1,744,127
398	OUTGOING TRANSFERS	* LINE TOTAL *	76,100	5.47	233,000	13.36	1,391,098	1,744,127
398	UNENCUMBERED CASH		286,874	20.62	452,674	25.95	1,391,098	1,744,127
398	UNENCUMBERED CASH	SPECIAL EDUCATION	23,888	1.72	9,473	.54	1,391,098	1,744,127
398	UNENCUMBERED CASH	VOCATIONAL EDUC.	20,691	1.49	265	.02	1,391,098	1,744,127
398	UNENCUMBERED CASH	DRIVER TRAINING	6,660	.48	6,328	.36	1,391,098	1,744,127
398	UNENCUMBERED CASH	FOOD SERVICES	22,373	1.61	10,037	.58	1,391,098	1,744,127
398	UNENCUMBERED CASH	CAPITAL OUTLAY	121,880	8.76	69,470	3.98	1,391,098	1,744,127
398	UNENCUMBERED CASH	TRANSPORTATION	21,744	1.56	5,001	.29	1,391,098	1,744,127
398	UNENCUMBERED CASH	* LINE TOTAL *	504,110	36.24	553,248	31.72	1,391,098	1,744,127
398	INTEREST IDLE FUNDS	CAPITAL OUTLAY	68,695	4.94	40,000	2.29	1,391,098	1,744,127
398	INTEREST IDLE FUNDS	* LINE TOTAL *	68,695	4.94	40,000	2.29	1,391,098	1,744,127
399	OUTGOING TRANSFERS			.00	27,000	2.91	803,292	928,600
399	OUTGOING TRANSFERS	* LINE TOTAL *		.00	27,000	2.91	803,292	928,600
399	UNENCUMBERED CASH		278,353	34.65	241,481	26.00	803,292	928,600
399	UNENCUMBERED CASH	SPECIAL EDUCATION	50,499	6.29	57,339	6.17	803,292	928,600
399	UNENCUMBERED CASH	VOCATIONAL EDUC.	36,271	4.52	31,709	3.41	803,292	928,600
399	UNENCUMBERED CASH	DRIVER TRAINING	15,555	1.94	492	.05	803,292	928,600
399	UNENCUMBERED CASH	FOOD SERVICES	30,167	3.76	19,096	2.06	803,292	928,600
399	UNENCUMBERED CASH	CAPITAL OUTLAY	106,009	13.20	35,771	3.85	803,292	928,600
399	UNENCUMBERED CASH	TRANSPORTATION	146,502	18.24	95,791	10.32	803,292	928,600
399	UNENCUMBERED CASH	* LINE TOTAL *	663,356	82.58	481,679	51.87	803,292	928,600
399	INTEREST IDLE FUNDS	SPECIAL EDUCATION	15,000	1.87	4,000	.43	803,292	928,600
399	INTEREST IDLE FUNDS	VOCATIONAL EDUC.	24,000	2.99		.00	803,292	928,600
399	INTEREST IDLE FUNDS	DRIVER TRAINING		.00	3,150	.34	803,292	928,600
399	INTEREST IDLE FUNDS	FOOD SERVICES	29,998	3.73	14,715	1.58	803,292	928,600
399	INTEREST IDLE FUNDS	CAPITAL OUTLAY	9,270	1.15		.00	803,292	928,600
399	INTEREST IDLE FUNDS	TRANSPORTATION		.00	6,000	.65	803,292	928,600
399	INTEREST IDLE FUNDS	* LINE TOTAL *	78,268	9.74	27,865	3.00	803,292	928,600
400	OUTGOING TRANSFERS		280,258	11.02	229,452	8.59	2,543,723	2,671,608
400	OUTGOING TRANSFERS	* LINE TOTAL *	280,258	11.02	229,452	8.59	2,543,723	2,671,608
400	UNENCUMBERED CASH		551,567	21.68	571,434	21.39	2,543,723	2,671,608
400	UNENCUMBERED CASH	SPECIAL EDUCATION	78,272	3.08	43,503	1.63	2,543,723	2,671,608
400	UNENCUMBERED CASH	VOCATIONAL EDUC.	5,007	.20	14,885	.56	2,543,723	2,671,608
400	UNENCUMBERED CASH	DRIVER TRAINING	555	.02	4,815	.18	2,543,723	2,671,608
400	UNENCUMBERED CASH	FOOD SERVICES	11,513	.45	13,396	.50	2,543,723	2,671,608
400	UNENCUMBERED CASH	CAPITAL OUTLAY	294,554	11.58	424,111	15.87	2,543,723	2,671,608
400	UNENCUMBERED CASH	TRANSPORTATION	33,424	1.31	91,332	3.42	2,543,723	2,671,608
400	UNENCUMBERED CASH	* LINE TOTAL *	974,892	38.33	1,163,476	43.55	2,543,723	2,671,608
400	INTEREST IDLE FUNDS	CAPITAL OUTLAY	128,115	5.04	95,000	3.56	2,543,723	2,671,608
400	INTEREST IDLE FUNDS	* LINE TOTAL *	128,115	5.04	95,000	3.56	2,543,723	2,671,608
401	OUTGOING TRANSFERS		61,450	6.77	85,000	7.89	907,392	1,077,300
401	OUTGOING TRANSFERS	* LINE TOTAL *	61,450	6.77	85,000	7.89	907,392	1,077,300
401	UNENCUMBERED CASH		305,267	33.64	345,195	32.04	907,392	1,077,300
401	UNENCUMBERED CASH	SPECIAL EDUCATION	99	.01	112	.01	907,392	1,077,300
401	UNENCUMBERED CASH	DRIVER TRAINING	53	.01	108	.01	907,392	1,077,300
401	UNENCUMBERED CASH	FOOD SERVICES	7,928	.87	7,084	.66	907,392	1,077,300
401	UNENCUMBERED CASH	CAPITAL OUTLAY	234,143	25.80	285,614	26.51	907,392	1,077,300
401	UNENCUMBERED CASH	TRANSPORTATION	4,892	.54	3,479	.32	907,392	1,077,300
401	UNENCUMBERED CASH	* LINE TOTAL *	552,382	60.88	641,592	59.56	907,392	1,077,300

KNEA LISTING SPECIAL FUNDS

USD LINE	FUND	84-85 ACTUAL	PCT OF TOTAL	85-86 BUDGET	PCT OF TOTAL	84-85 GEN FUND ACTUAL TOTAL	85-86 GEN FUND BUDGET TOTAL
401	INTEREST IDLE FUNDS FOOD SERVICES	394	.04		.00	907,392	1,077,300
401	INTEREST IDLE FUNDS CAPITAL OUTLAY	39,693	4.37	30,000	2.78	907,392	1,077,300
401	INTEREST IDLE FUNDS * LINE TOTAL *	40,087	4.42	30,000	2.78	907,392	1,077,300
402	OUTGOING TRANSFERS	94,029	2.44	353,800	7.34	3,861,521	4,821,37
402	OUTGOING TRANSFERS * LINE TOTAL *	94,029	2.44	353,800	7.34	3,861,521	4,821,3
402	UNENCUMBERED CASH	973,000	25.20	1,186,317	24.61	3,861,521	4,821,328
402	UNENCUMBERED CASH SPECIAL EDUCATION	20,646	.53	20,646	.43	3,861,521	4,821,328
402	UNENCUMBERED CASH VOCATIONAL EDUC.	34,333	.89	42,076	.87	3,861,521	4,821,328
402	UNENCUMBERED CASH DRIVER TRAINING	6,527	.17	5,453	.11	3,861,521	4,821,328
402	UNENCUMBERED CASH FOOD SERVICES	32,455	.84	36,292	.75	3,861,521	4,821,328
402	UNENCUMBERED CASH CAPITAL OUTLAY	76,491	1.98	111,001	2.30	3,861,521	4,821,328
402	UNENCUMBERED CASH TRANSPORTATION	11,258	.29	1,179	.02	3,861,521	4,821,328
402	UNENCUMBERED CASH * LINE TOTAL *	1,154,710	29.90	1,402,964	29.10	3,861,521	4,821,328
402	INTEREST IDLE FUNDS SPECIAL EDUCATION	67,922	1.76	7,200	.15	3,861,521	4,821,328
402	INTEREST IDLE FUNDS VOCATIONAL EDUC.	49,779	1.29		.00	3,861,521	4,821,328
402	INTEREST IDLE FUNDS TRANSPORTATION	12,408	.32	25,000	.52	3,861,521	4,821,328
402	INTEREST IDLE FUNDS * LINE TOTAL *	130,109	3.37	32,200	.67	3,861,521	4,821,328
403	OUTGOING TRANSFERS	126,000	9.18	140,000	8.86	1,372,000	1,580,000
403	OUTGOING TRANSFERS * LINE TOTAL *	126,000	9.18	140,000	8.86	1,372,000	1,580,000
403	UNENCUMBERED CASH	225,684	16.45	266,685	16.88	1,372,000	1,580,000
403	UNENCUMBERED CASH SPECIAL EDUCATION	60,989	4.45	60,409	3.82	1,372,000	1,580,000
403	UNENCUMBERED CASH DRIVER TRAINING	9,074	.66	8,387	.53	1,372,000	1,580,000
403	UNENCUMBERED CASH FOOD SERVICES	63,114	4.60	60,000	3.80	1,372,000	1,580,000
403	UNENCUMBERED CASH CAPITAL OUTLAY	553,996	40.38	693,963	43.92	1,372,000	1,580,000
403	UNENCUMBERED CASH TRANSPORTATION	179,096	13.05	196,042	12.41	1,372,000	1,580,000
403	UNENCUMBERED CASH * LINE TOTAL *	1,091,953	79.59	1,285,486	81.36	1,372,000	1,580,000
403	INTEREST IDLE FUNDS FOOD SERVICES	3,377	.25	2,109	.13	1,372,000	1,580,000
403	INTEREST IDLE FUNDS CAPITAL OUTLAY	139,966	10.20	76,036	4.81	1,372,000	1,580,000
403	INTEREST IDLE FUNDS * LINE TOTAL *	143,343	10.45	78,145	4.95	1,372,000	1,580,000
404	OUTGOING TRANSFERS	355,000	16.48	314,000	11.86	2,154,618	2,647,258
404	OUTGOING TRANSFERS * LINE TOTAL *	355,000	16.48	314,000	11.86	2,154,618	2,647,258
404	UNENCUMBERED CASH	357,626	16.60	470,879	17.79	2,154,618	2,647,258
404	UNENCUMBERED CASH SPECIAL EDUCATION	120,583	5.60	163,579	6.18	2,154,618	2,647,258
404	UNENCUMBERED CASH VOCATIONAL EDUC.	140,036	6.50	140,381	5.30	2,154,618	2,647,258
404	UNENCUMBERED CASH DRIVER TRAINING	19,910	.92	33,034	1.25	2,154,618	2,647,258
404	UNENCUMBERED CASH FOOD SERVICES	62,088	2.88	71,673	2.71	2,154,618	2,647,258
404	UNENCUMBERED CASH CAPITAL OUTLAY	76,576	3.55	45,808	1.73	2,154,618	2,647,258
404	UNENCUMBERED CASH TRANSPORTATION	180,110	8.36	177,376	6.70	2,154,618	2,647,258
404	UNENCUMBERED CASH * LINE TOTAL *	956,929	44.41	1,102,730	41.66	2,154,618	2,647,258
405	OUTGOING TRANSFERS	144,618	5.58	133,888	4.83	2,593,660	2,773,415
405	OUTGOING TRANSFERS * LINE TOTAL *	144,618	5.58	133,888	4.83	2,593,660	2,773,415
405	UNENCUMBERED CASH	227,120	8.76	222,909	8.04	2,593,660	2,773,415
405	UNENCUMBERED CASH SPECIAL EDUCATION	77,475	2.99	81,040	2.92	2,593,660	2,773,415
405	UNENCUMBERED CASH COOP SPECIAL EDUC.	88,400	3.41	75,768	2.73	2,593,660	2,773,415
405	UNENCUMBERED CASH VOCATIONAL EDUC.	9,444	.36	30	.00	2,593,660	2,773,415
405	UNENCUMBERED CASH DRIVER TRAINING	8,298	.32	10,172	.37	2,593,660	2,773,415
405	UNENCUMBERED CASH FOOD SERVICES	11,164	.43	3,408	.12	2,593,660	2,773,415
405	UNENCUMBERED CASH CAPITAL OUTLAY	55,053	2.12		.00	2,593,660	2,773,415
405	UNENCUMBERED CASH TRANSPORTATION	72,625	2.80	45,662	1.65	2,593,660	2,773,415
405	UNENCUMBERED CASH * LINE TOTAL *	549,579	21.19	438,989	15.83	2,593,660	2,773,415
405	INTEREST IDLE FUNDS SPECIAL EDUCATION	25,740	.99		.00	2,593,660	2,773,415
405	INTEREST IDLE FUNDS FOOD SERVICES	16,440	.63	55,735	2.01	2,593,660	2,773,415
405	INTEREST IDLE FUNDS CAPITAL OUTLAY	29,635	1.14	51,100	1.84	2,593,660	2,773,415
405	INTEREST IDLE FUNDS TRANSPORTATION	36,300	1.40	29,338	1.06	2,593,660	2,773,415
405	INTEREST IDLE FUNDS * LINE TOTAL *	108,115	4.17	136,173	4.91	2,593,660	2,773,415
406	OUTGOING TRANSFERS	150,000	11.29	171,093	9.63	1,328,559	1,776,361
406	OUTGOING TRANSFERS * LINE TOTAL *	150,000	11.29	171,093	9.63	1,328,559	1,776,361
406	UNENCUMBERED CASH	471,267	35.47	537,366	30.25	1,328,559	1,776,361
406	UNENCUMBERED CASH SPECIAL EDUCATION	19,174	1.44	35,240	1.98	1,328,559	1,776,361
406	UNENCUMBERED CASH VOCATIONAL EDUC.	5,456	.41	4,981	.28	1,328,559	1,776,361
406	UNENCUMBERED CASH DRIVER TRAINING	4,898	.37	4,157	.23	1,328,559	1,776,361
406	UNENCUMBERED CASH FOOD SERVICES	20,497	1.54	15,729	.89	1,328,559	1,776,361
406	UNENCUMBERED CASH CAPITAL OUTLAY	225,330	16.96	267,787	15.08	1,328,559	1,776,361
406	UNENCUMBERED CASH TRANSPORTATION	25,205	1.90	22,721	1.28	1,328,559	1,776,361
406	UNENCUMBERED CASH * LINE TOTAL *	771,827	58.10	887,981	49.99	1,328,559	1,776,361

KNEA LISTING			SPECIAL FUNDS		84-85		PCT OF		85-86		PCT OF		84-85 GEN FUND		85-86 GEN FUND	
USD	LINE	FUND	ACTUAL	TOTAL	BUDGET	TOTAL	ACTUAL	TOTAL	BUDGET	TOTAL	ACTUAL	TOTAL	BUDGET	TOTAL	BUDGET	TOTAL
406	INTEREST IDLE FUNDS	SPECIAL EDUCATION	1,820	.14					2,000	.11	1,328,559			1,776,361		
406	INTEREST IDLE FUNDS	VOCATIONAL EDUC.	4,895	.37						.00	1,328,559			1,776,361		
406	INTEREST IDLE FUNDS	FOOD SERVICES	6,438	.48					1,996	.11	1,328,559			1,776,361		
406	INTEREST IDLE FUNDS	CAPITAL OUTLAY	61,869	4.66					30,000	1.69	1,328,559			1,776,361		
406	INTEREST IDLE FUNDS	* LINE TOTAL *	75,022	5.65					33,996	1.91	1,328,559			1,776,361		
407	OUTGOING TRANSFERS		575,000	11.83	497,246	9.70	4,860,714		497,246	9.70	4,860,714		5,128,496			
407	OUTGOING TRANSFERS	* LINE TOTAL *	575,000	11.83	497,246	9.70	4,860,714		497,246	9.70	4,860,714		5,128,496			
407	UNENCUMBERED CASH		498,313	10.25	574,410	11.20	4,860,714		574,410	11.20	4,860,714		5,128,496			
407	UNENCUMBERED CASH	SPECIAL EDUCATION	1,101	.02	20,920	.41	4,860,714		20,920	.41	4,860,714		5,128,496			
407	UNENCUMBERED CASH	VOCATIONAL EDUC.	6	.00	13,409	.26	4,860,714		13,409	.26	4,860,714		5,128,496			
407	UNENCUMBERED CASH	DRIVER TRAINING	964	.02	5,352	.10	4,860,714		5,352	.10	4,860,714		5,128,496			
407	UNENCUMBERED CASH	FOOD SERVICES	6,903	.48	21,759	.42	4,860,714		21,759	.42	4,860,714		5,128,496			
407	UNENCUMBERED CASH	CAPITAL OUTLAY	843,771	17.36	215,010	4.19	4,860,714		215,010	4.19	4,860,714		5,128,496			
407	UNENCUMBERED CASH	TRANSPORTATION	158	.00	1,582	.03	4,860,714		1,582	.03	4,860,714		5,128,496			
407	UNENCUMBERED CASH	ADULT EDUCATION	225	.00	3,961	.08	4,860,714		3,961	.08	4,860,714		5,128,496			
407	UNENCUMBERED CASH	* LINE TOTAL *	1,351,441	27.80	856,403	16.70	4,860,714		856,403	16.70	4,860,714		5,128,496			
407	INTEREST IDLE FUNDS	CAPITAL OUTLAY	149,692	3.08	170,000	3.31	4,860,714		170,000	3.31	4,860,714		5,128,496			
407	INTEREST IDLE FUNDS	TRANSPORTATION	2,656	.05			4,860,714			.00	4,860,714		5,128,496			
407	INTEREST IDLE FUNDS	* LINE TOTAL *	152,348	3.13	170,000	3.31	4,860,714		170,000	3.31	4,860,714		5,128,496			
408	OUTGOING TRANSFERS		118,000	7.09	150,000	6.88	1,664,710		150,000	6.88	1,664,710		2,181,169			
408	OUTGOING TRANSFERS	* LINE TOTAL *	118,000	7.09	150,000	6.88	1,664,710		150,000	6.88	1,664,710		2,181,169			
408	UNENCUMBERED CASH		425,000	25.53	586,629	26.90	1,664,710		586,629	26.90	1,664,710		2,181,169			
408	UNENCUMBERED CASH	SPECIAL EDUCATION	85,075	5.11	74,375	3.41	1,664,710		74,375	3.41	1,664,710		2,181,169			
408	UNENCUMBERED CASH	VOCATIONAL EDUC.	10,217	.61	6,893	.32	1,664,710		6,893	.32	1,664,710		2,181,169			
408	UNENCUMBERED CASH	DRIVER TRAINING	12,682	.76	12,665	.58	1,664,710		12,665	.58	1,664,710		2,181,169			
408	UNENCUMBERED CASH	FOOD SERVICES	54,032	3.25	48,302	2.21	1,664,710		48,302	2.21	1,664,710		2,181,169			
408	UNENCUMBERED CASH	CAPITAL OUTLAY	357,721	21.49	501,799	23.01	1,664,710		501,799	23.01	1,664,710		2,181,169			
408	UNENCUMBERED CASH	TRANSPORTATION	117,729	7.07	72,841	3.34	1,664,710		72,841	3.34	1,664,710		2,181,169			
408	UNENCUMBERED CASH	* LINE TOTAL *	1,062,456	63.82	1,303,503	59.76	1,664,710		1,303,503	59.76	1,664,710		2,181,169			
408	INTEREST IDLE FUNDS	CAPITAL OUTLAY	140,988	8.47	88,201	4.04	1,664,710		88,201	4.04	1,664,710		2,181,169			
408	INTEREST IDLE FUNDS	* LINE TOTAL *	140,988	8.47	88,201	4.04	1,664,710		88,201	4.04	1,664,710		2,181,169			
409	OUTGOING TRANSFERS		542,994	11.69	553,835	11.40	4,646,886		553,835	11.40	4,646,886		4,857,360			
409	OUTGOING TRANSFERS	* LINE TOTAL *	542,994	11.69	553,835	11.40	4,646,886		553,835	11.40	4,646,886		4,857,360			
409	UNENCUMBERED CASH		463,034	9.96	647,362	13.33	4,646,886		647,362	13.33	4,646,886		4,857,360			
409	UNENCUMBERED CASH	SPECIAL EDUCATION	46,717	1.01	142,153	2.93	4,646,886		142,153	2.93	4,646,886		4,857,360			
409	UNENCUMBERED CASH	VOCATIONAL EDUC.	297,868	6.41	193,511	3.98	4,646,886		193,511	3.98	4,646,886		4,857,360			
409	UNENCUMBERED CASH	DRIVER TRAINING	8,970	.19	5,117	.11	4,646,886		5,117	.11	4,646,886		4,857,360			
409	UNENCUMBERED CASH	FOOD SERVICES	46,417	1.00	37,886	.78	4,646,886		37,886	.78	4,646,886		4,857,360			
409	UNENCUMBERED CASH	CAPITAL OUTLAY	136,750	2.94	170,560	3.51	4,646,886		170,560	3.51	4,646,886		4,857,360			
409	UNENCUMBERED CASH	TRANSPORTATION	18,330	.39	16,108	.33	4,646,886		16,108	.33	4,646,886		4,857,360			
409	UNENCUMBERED CASH	* LINE TOTAL *	1,018,086	21.91	1,212,697	24.97	4,646,886		1,212,697	24.97	4,646,886		4,857,360			
409	INTEREST IDLE FUNDS	SPECIAL EDUCATION	15,093	.32			4,646,886			.00	4,646,886		4,857,360			
409	INTEREST IDLE FUNDS	CAPITAL OUTLAY	117,340	2.53	100,100	2.06	4,646,886		100,100	2.06	4,646,886		4,857,360			
409	INTEREST IDLE FUNDS	TRANSPORTATION	24,528	.53	30,085	.62	4,646,886		30,085	.62	4,646,886		4,857,360			
409	INTEREST IDLE FUNDS	* LINE TOTAL *	156,961	3.38	130,185	2.68	4,646,886		130,185	2.68	4,646,886		4,857,360			
410	OUTGOING TRANSFERS		132,500	7.00	186,500	8.62	1,893,226		186,500	8.62	1,893,226		2,163,758			
410	OUTGOING TRANSFERS	* LINE TOTAL *	132,500	7.00	186,500	8.62	1,893,226		186,500	8.62	1,893,226		2,163,758			
410	UNENCUMBERED CASH		373,989	19.75	269,449	12.45	1,893,226		269,449	12.45	1,893,226		2,163,758			
410	UNENCUMBERED CASH	SPECIAL EDUCATION	30,439	1.61	29,722	1.37	1,893,226		29,722	1.37	1,893,226		2,163,758			
410	UNENCUMBERED CASH	VOCATIONAL EDUC.	6,027	.32	6,516	.30	1,893,226		6,516	.30	1,893,226		2,163,758			
410	UNENCUMBERED CASH	DRIVER TRAINING	3,982	.21	3,903	.18	1,893,226		3,903	.18	1,893,226		2,163,758			
410	UNENCUMBERED CASH	FOOD SERVICES	43,861	2.32	28,149	1.30	1,893,226		28,149	1.30	1,893,226		2,163,758			
410	UNENCUMBERED CASH	CAPITAL OUTLAY	436,161	23.04	137,106	6.34	1,893,226		137,106	6.34	1,893,226		2,163,758			
410	UNENCUMBERED CASH	TRANSPORTATION	9,786	.52	10,100	.47	1,893,226		10,100	.47	1,893,226		2,163,758			
410	UNENCUMBERED CASH	* LINE TOTAL *	904,245	47.76	484,945	22.41	1,893,226		484,945	22.41	1,893,226		2,163,758			
410	INTEREST IDLE FUNDS	CAPITAL OUTLAY	94,250	4.98	50,000	2.31	1,893,226		50,000	2.31	1,893,226		2,163,758			
410	INTEREST IDLE FUNDS	* LINE TOTAL *	94,250	4.98	50,000	2.31	1,893,226		50,000	2.31	1,893,226		2,163,758			
411	OUTGOING TRANSFERS		63,354	8.00	59,000	6.88	791,706		59,000	6.88	791,706		857,030			
411	OUTGOING TRANSFERS	* LINE TOTAL *	63,354	8.00	59,000	6.88	791,706		59,000	6.88	791,706		857,030			
411	UNENCUMBERED CASH		118,606	14.98	135,296	15.79	791,706		135,296	15.79	791,706		857,030			
411	UNENCUMBERED CASH	SPECIAL EDUCATION	12,000	1.52	12,000	1.40	791,706		12,000	1.40	791,706		857,030			
411	UNENCUMBERED CASH	VOCATIONAL EDUC.	7,236	.91	9,978	1.16	791,706		9,978	1.16	791,706		857,030			
411	UNENCUMBERED CASH	DRIVER TRAINING	2,269	.29	1,241	.14	791,706		1,241	.14	791,706		857,030			
411	UNENCUMBERED CASH	FOOD SERVICES	16,028	2.02	16,952	1.98	791,706		16,952	1.98	791,706		857,030			
411	UNENCUMBERED CASH	CAPITAL OUTLAY	12,963	1.64	17,629	2.06	791,706		17,629	2.06	791,706		857,030			

KNEA LISTING		SPECIAL FUNDS		84-85	PCT OF	85-86	PCT OF	84-85 GEN FUND	85-86 GEN FUND
USD	LINE	FUND		ACTUAL	TOTAL	BUDGET	TOTAL	ACTUAL TOTAL	BUDGET TOTAL
411	UNENCUMBERED CASH	TRANSPORTATION		4,999	.63	26,869	3.14	791,706	957,030
411	UNENCUMBERED CASH	BILINGUAL EDUCATION		80	.01		.00	791,706	957,030
411	UNENCUMBERED CASH	* LINE TOTAL *		174,181	22.00	219,965	25.67	791,706	957,030
411	INTEREST IDLE FUNDS	VOCATIONAL EDUC.		13,227	1.67	14,000	1.63	791,706	857,030
411	INTEREST IDLE FUNDS	FOOD SERVICES		910	.11	3,000	.35	791,706	857,030
411	INTEREST IDLE FUNDS	TRANSPORTATION		4,506	.57	4,500	.53	791,706	857,030
411	INTEREST IDLE FUNDS	* LINE TOTAL *		18,643	2.35	21,500	2.51	791,706	857,030
412	OUTGOING TRANSFERS			183,394	10.64	198,599	10.25	1,724,269	1,937,602
412	OUTGOING TRANSFERS	* LINE TOTAL *		183,394	10.64	198,599	10.25	1,724,269	1,937,602
412	UNENCUMBERED CASH			393,705	22.83	360,000	18.58	1,724,269	1,937,602
412	UNENCUMBERED CASH	SPECIAL EDUCATION		63,039	3.66	53,903	2.78	1,724,269	1,937,602
412	UNENCUMBERED CASH	VOCATIONAL EDUC.		42,104	2.44	45,800	2.36	1,724,269	1,937,602
412	UNENCUMBERED CASH	DRIVER TRAINING		6,550	.38	6,500	.34	1,724,269	1,937,602
412	UNENCUMBERED CASH	FOOD SERVICES		20,496	1.19	13,222	.68	1,724,269	1,937,602
412	UNENCUMBERED CASH	CAPITAL OUTLAY		103,360	5.99	89,625	4.63	1,724,269	1,937,602
412	UNENCUMBERED CASH	TRANSPORTATION		83,396	4.84	74,666	3.85	1,724,269	1,937,602
412	UNENCUMBERED CASH	ADULT SUPPLEMENTARY		433	.03	467	.02	1,724,269	1,937,602
412	UNENCUMBERED CASH	* LINE TOTAL *		713,083	41.36	644,183	33.25	1,724,269	1,937,602
412	INTEREST IDLE FUNDS	SPECIAL EDUCATION			.00	43,320	2.24	1,724,269	1,937,602
412	INTEREST IDLE FUNDS	VOCATIONAL EDUC.			.00	1,366	.07	1,724,269	1,937,602
412	INTEREST IDLE FUNDS	FOOD SERVICES			.00	8,404	.43	1,724,269	1,937,602
412	INTEREST IDLE FUNDS	CAPITAL OUTLAY		74,833	4.34	57,775	2.98	1,724,269	1,937,602
412	INTEREST IDLE FUNDS	TRANSPORTATION		13,551	.79	24,848	1.28	1,724,269	1,937,602
412	INTEREST IDLE FUNDS	* LINE TOTAL *		88,384	5.13	135,693	7.00	1,724,269	1,937,602
413	OUTGOING TRANSFERS			425,000	8.07	304,021	5.41	5,264,649	5,622,396
413	OUTGOING TRANSFERS	* LINE TOTAL *		425,000	8.07	304,021	5.41	5,264,649	5,622,396
413	UNENCUMBERED CASH			539,148	10.24	533,479	9.49	5,264,649	5,622,396
413	UNENCUMBERED CASH	SPECIAL EDUCATION		87,948	1.67	181,573	3.23	5,264,649	5,622,396
413	UNENCUMBERED CASH	VOCATIONAL EDUC.		51,504	.98	63,664	1.13	5,264,649	5,622,396
413	UNENCUMBERED CASH	DRIVER TRAINING		23,365	.44	20,093	.36	5,264,649	5,622,396
413	UNENCUMBERED CASH	FOOD SERVICES		114,591	2.18	93,883	1.67	5,264,649	5,622,396
413	UNENCUMBERED CASH	CAPITAL OUTLAY		148,708	2.82	169,295	3.01	5,264,649	5,622,396
413	UNENCUMBERED CASH	TRANSPORTATION		90,505	1.72	100,037	1.78	5,264,649	5,622,396
413	UNENCUMBERED CASH	* LINE TOTAL *		1,055,769	20.05	1,162,024	20.67	5,264,649	5,622,396
413	INTEREST IDLE FUNDS	SPECIAL EDUCATION		71,992	1.37	54,219	.96	5,264,649	5,622,396
413	INTEREST IDLE FUNDS	VOCATIONAL EDUC.		42,225	.80		.00	5,264,649	5,622,396
413	INTEREST IDLE FUNDS	FOOD SERVICES		29,518	.56		.00	5,264,649	5,622,396
413	INTEREST IDLE FUNDS	CAPITAL OUTLAY		53,843	1.02	108,157	1.92	5,264,649	5,622,396
413	INTEREST IDLE FUNDS	* LINE TOTAL *		197,578	3.75	162,376	2.89	5,264,649	5,622,396
415	OUTGOING TRANSFERS			443,000	13.43	392,500	10.50	3,298,553	3,739,707
415	OUTGOING TRANSFERS	* LINE TOTAL *		443,000	13.43	392,500	10.50	3,298,553	3,739,707
415	UNENCUMBERED CASH			417,453	12.66	420,662	11.25	3,298,553	3,739,707
415	UNENCUMBERED CASH	SPECIAL EDUCATION		82,575	2.50	88,905	2.38	3,298,553	3,739,707
415	UNENCUMBERED CASH	VOCATIONAL EDUC.		44,373	1.35	22,038	.59	3,298,553	3,739,707
415	UNENCUMBERED CASH	DRIVER TRAINING		4,941	.15	5,267	.14	3,298,553	3,739,707
415	UNENCUMBERED CASH	FOOD SERVICES		40,097	1.22	37,466	1.00	3,298,553	3,739,707
415	UNENCUMBERED CASH	CAPITAL OUTLAY		218,213	6.62	295,746	7.91	3,298,553	3,739,707
415	UNENCUMBERED CASH	TRANSPORTATION		80,816	2.45	82,286	2.20	3,298,553	3,739,707
415	UNENCUMBERED CASH	* LINE TOTAL *		888,468	26.94	952,370	25.47	3,298,553	3,739,707
415	INTEREST IDLE FUNDS	SPECIAL EDUCATION		9,953	.30	10,095	.27	3,298,553	3,739,707
415	INTEREST IDLE FUNDS	FOOD SERVICES		31,307	.95	35,000	.94	3,298,553	3,739,707
415	INTEREST IDLE FUNDS	CAPITAL OUTLAY		98,837	3.00	45,000	1.20	3,298,553	3,739,707
415	INTEREST IDLE FUNDS	TRANSPORTATION		14,985	.45	15,000	.40	3,298,553	3,739,707
415	INTEREST IDLE FUNDS	* LINE TOTAL *		155,082	4.70	105,095	2.81	3,298,553	3,739,707
416	OUTGOING TRANSFERS			199,391	7.44	221,103	6.34	2,680,995	3,487,855
416	OUTGOING TRANSFERS	* LINE TOTAL *		199,391	7.44	221,103	6.34	2,680,995	3,487,855
416	UNENCUMBERED CASH			483,787	18.05	740,444	21.23	2,680,995	3,487,855
416	UNENCUMBERED CASH	SPECIAL EDUCATION		143,204	5.34	152,948	4.39	2,680,995	3,487,855
416	UNENCUMBERED CASH	VOCATIONAL EDUC.		68,468	2.55	56,610	1.62	2,680,995	3,487,855
416	UNENCUMBERED CASH	DRIVER TRAINING		16,448	.61	14,347	.41	2,680,995	3,487,855
416	UNENCUMBERED CASH	FOOD SERVICES		98,774	3.68	88,220	2.53	2,680,995	3,487,855
416	UNENCUMBERED CASH	CAPITAL OUTLAY		282,737	10.55	258,785	7.42	2,680,995	3,487,855
416	UNENCUMBERED CASH	TRANSPORTATION		177,557	6.62	170,161	4.88	2,680,995	3,487,855
416	UNENCUMBERED CASH	* LINE TOTAL *		1,270,975	47.41	1,481,515	42.48	2,680,995	3,487,855
416	INTEREST IDLE FUNDS	SPECIAL EDUCATION		35,734	1.33		.00	2,680,995	3,487,855
416	INTEREST IDLE FUNDS	VOCATIONAL EDUC.		22,778	.85		.00	2,680,995	3,487,855

KNEA LISTING SPECIAL FUNDS

USD	LINE	FUND	84-85 ACTUAL	PCT OF TOTAL	85-86 BUDGET	PCT OF TOTAL	84-85 GEN FUND ACTUAL TOTAL	85-86 GEN FUND BUDGET TOTAL
416	INTEREST IDLE FUNDS	DRIVER TRAINING		.00	353	.01	2,680,995	3,487,855
416	INTEREST IDLE FUNDS	FOOD SERVICES	6,785	.25		.00	2,680,995	3,487,855
416	INTEREST IDLE FUNDS	CAPITAL OUTLAY	28,204	1.05		.00	2,680,995	3,487,855
416	INTEREST IDLE FUNDS	TRANSPORTATION	19,251	1.46		.00	2,680,995	3,487,855
416	INTEREST IDLE FUNDS	* LINE TOTAL *	132,752	4.95	353	.01	2,680,995	3,487,855
417	OUTGOING TRANSFERS		339,614	12.49	334,000	9.93	2,718,043	3,362,093
417	OUTGOING TRANSFERS	* LINE TOTAL *	339,614	12.49	334,000	9.93	2,718,043	3,362,093
417	UNENCUMBERED CASH		637,701	23.46	828,063	24.63	2,718,043	3,362,093
417	UNENCUMBERED CASH	SPECIAL EDUCATION	71,897	2.65	98,950	2.94	2,718,043	3,362,093
417	UNENCUMBERED CASH	VOCATIONAL EDUC.	74,927	2.76	88,910	2.64	2,718,043	3,362,093
417	UNENCUMBERED CASH	DRIVER TRAINING	6,917	.25	9,118	.27	2,718,043	3,362,093
417	UNENCUMBERED CASH	FOOD SERVICES	48,691	1.79	53,562	1.59	2,718,043	3,362,093
417	UNENCUMBERED CASH	CAPITAL OUTLAY	229,429	8.44	485,413	14.44	2,718,043	3,362,093
417	UNENCUMBERED CASH	TRANSPORTATION	167,914	6.18	166,938	4.97	2,718,043	3,362,093
417	UNENCUMBERED CASH	ADULT EDUCATION	1,356	.05	1,356	.04	2,718,043	3,362,093
417	UNENCUMBERED CASH	* LINE TOTAL *	1,238,832	45.58	1,732,310	51.52	2,718,043	3,362,093
417	INTEREST IDLE FUNDS	CAPITAL OUTLAY	146,432	5.39	125,000	3.72	2,718,043	3,362,093
417	INTEREST IDLE FUNDS	* LINE TOTAL *	146,432	5.39	125,000	3.72	2,718,043	3,362,093
418	OUTGOING TRANSFERS		503,761	8.63	577,791	9.16	5,840,580	6,304,865
418	OUTGOING TRANSFERS	* LINE TOTAL *	503,761	8.63	577,791	9.16	5,840,580	6,304,865
418	UNENCUMBERED CASH		388,448	6.65	541,045	8.58	5,840,580	6,304,865
418	UNENCUMBERED CASH	SPECIAL EDUCATION	233,757	4.00	264,675	4.20	5,840,580	6,304,865
418	UNENCUMBERED CASH	COOP SPECIAL EDUC.	203,131	3.48	265,814	4.22	5,840,580	6,304,865
418	UNENCUMBERED CASH	VOCATIONAL EDUC.	60,456	1.04	42,684	.68	5,840,580	6,304,865
418	UNENCUMBERED CASH	DRIVER TRAINING	37,247	.64	43,217	.69	5,840,580	6,304,865
418	UNENCUMBERED CASH	FOOD SERVICES	63,180	1.08	65,508	1.04	5,840,580	6,304,865
418	UNENCUMBERED CASH	CAPITAL OUTLAY	726,002	12.43	269,291	4.27	5,840,580	6,304,865
418	UNENCUMBERED CASH	TRANSPORTATION	130,423	2.23	111,955	1.78	5,840,580	6,304,865
418	UNENCUMBERED CASH	ADULT EDUCATION	673	.01	1,304	.02	5,840,580	6,304,865
418	UNENCUMBERED CASH	BILINGUAL EDUCATION	2,167	.04	458	.01	5,840,580	6,304,865
418	UNENCUMBERED CASH	* LINE TOTAL *	1,845,484	31.60	1,605,951	25.47	5,840,580	6,304,865
418	INTEREST IDLE FUNDS	SPECIAL EDUCATION	66,173	1.13		.00	5,840,580	6,304,865
418	INTEREST IDLE FUNDS	VOCATIONAL EDUC.	55,000	.94	45,000	.71	5,840,580	6,304,865
418	INTEREST IDLE FUNDS	DRIVER TRAINING		.00	6,146	.10	5,840,580	6,304,865
418	INTEREST IDLE FUNDS	FOOD SERVICES		.00	3,000	.05	5,840,580	6,304,865
418	INTEREST IDLE FUNDS	CAPITAL OUTLAY	101,324	1.73	100,000	1.59	5,840,580	6,304,865
418	INTEREST IDLE FUNDS	TRANSPORTATION	38,892	.67		.00	5,840,580	6,304,865
418	INTEREST IDLE FUNDS	ADULT EDUCATION		.00	1,000	.02	5,840,580	6,304,865
418	INTEREST IDLE FUNDS	BILINGUAL EDUCATION	1,000	.02	1,000	.02	5,840,580	6,304,865
418	INTEREST IDLE FUNDS	* LINE TOTAL *	262,389	4.49	156,146	2.48	5,840,580	6,304,865
419	OUTGOING TRANSFERS		79,000	6.38	96,000	5.69	1,238,338	1,688,179
419	OUTGOING TRANSFERS	* LINE TOTAL *	79,000	6.38	96,000	5.69	1,238,338	1,688,179
419	UNENCUMBERED CASH		297,727	24.04	473,926	28.07	1,238,338	1,688,179
419	UNENCUMBERED CASH	SPECIAL EDUCATION	116,459	9.40	114,298	6.77	1,238,338	1,688,179
419	UNENCUMBERED CASH	VOCATIONAL EDUC.	18,449	1.49	14,641	.87	1,238,338	1,688,179
419	UNENCUMBERED CASH	DRIVER TRAINING	9,854	.80	7,705	.46	1,238,338	1,688,179
419	UNENCUMBERED CASH	FOOD SERVICES	92,529	7.47	50,781	3.01	1,238,338	1,688,179
419	UNENCUMBERED CASH	CAPITAL OUTLAY	180,569	14.58	152,979	9.06	1,238,338	1,688,179
419	UNENCUMBERED CASH	TRANSPORTATION	179,259	14.48	167,743	9.94	1,238,338	1,688,179
419	UNENCUMBERED CASH	* LINE TOTAL *	894,846	72.26	982,073	58.17	1,238,338	1,688,179
419	INTEREST IDLE FUNDS	SPECIAL EDUCATION	30,504	2.46		.00	1,238,338	1,688,179
419	INTEREST IDLE FUNDS	FOOD SERVICES		.00	12,000	.71	1,238,338	1,688,179
419	INTEREST IDLE FUNDS	CAPITAL OUTLAY	78,490	6.34	60,000	3.55	1,238,338	1,688,179
419	INTEREST IDLE FUNDS	* LINE TOTAL *	108,994	8.80	72,000	4.26	1,238,338	1,688,179
420	OUTGOING TRANSFERS		20,000	1.13	202,000	8.80	1,774,833	2,294,316
420	OUTGOING TRANSFERS	* LINE TOTAL *	20,000	1.13	202,000	8.80	1,774,833	2,294,316
420	UNENCUMBERED CASH		450,634	25.39	432,275	18.64	1,774,833	2,294,316
420	UNENCUMBERED CASH	SPECIAL EDUCATION	77,882	4.39	19,519	.85	1,774,833	2,294,316
420	UNENCUMBERED CASH	VOCATIONAL EDUC.	34,805	1.96	20,863	.91	1,774,833	2,294,316
420	UNENCUMBERED CASH	DRIVER TRAINING	15,026	.85	8,366	.36	1,774,833	2,294,316
420	UNENCUMBERED CASH	FOOD SERVICES	22,111	1.25	4,620	.20	1,774,833	2,294,316
420	UNENCUMBERED CASH	CAPITAL OUTLAY	10,270	.58	25,652	1.12	1,774,833	2,294,316
420	UNENCUMBERED CASH	TRANSPORTATION	40,641	2.29	8,723	.38	1,774,833	2,294,316
420	UNENCUMBERED CASH	* LINE TOTAL *	651,369	36.70	520,018	22.67	1,774,833	2,294,316
420	INTEREST IDLE FUNDS	SPECIAL EDUCATION	17,206	.97	20,000	.87	1,774,833	2,294,316
420	INTEREST IDLE FUNDS	VOCATIONAL EDUC.	13,685	.77	25,000	1.09	1,774,833	2,294,316
420	INTEREST IDLE FUNDS	DRIVER TRAINING		.00	3,000	.13	1,774,833	2,294,316

KNEA LISTING		SPECIAL FUNDS		84-85	PCT OF	85-86	PCT OF	84-85 GEN FUND	85-86 GEN FUND
USD	LINE	FUND		ACTUAL	TOTAL	BUDGET	TOTAL	ACTUAL	BUDGET
	420	INTEREST IDLE FUNDS	FOOD SERVICES		.00	11,039	.48	1,774,833	2,294,316
	420	INTEREST IDLE FUNDS	CAPITAL OUTLAY	41,901	2.36	27,071	1.18	1,774,833	2,294,316
	420	INTEREST IDLE FUNDS	TRANSPORTATION		.00	20,001	.87	1,774,833	2,294,316
	420	INTEREST IDLE FUNDS	* LINE TOTAL *	72,792	4.10	106,111	4.62	1,774,833	2,294,316
	421	OUTGOING TRANSFERS		92,698	8.07	124,600	8.95	1,147,976	1,391,614
	421	OUTGOING TRANSFERS	* LINE TOTAL *	92,698	8.07	124,600	8.95	1,147,976	1,391,614
	421	UNENCUMBERED CASH		175,718	15.31	293,281	21.07	1,147,976	1,391,614
	421	UNENCUMBERED CASH	SPECIAL EDUCATION	46,227	4.03	31,946	2.30	1,147,976	1,391,614
	421	UNENCUMBERED CASH	VOCATIONAL EDUC.	26,073	2.27	10,970	.79	1,147,976	1,391,614
	421	UNENCUMBERED CASH	DRIVER TRAINING	3,982	.35	5,442	.39	1,147,976	1,391,614
	421	UNENCUMBERED CASH	FOOD SERVICES	44,026	3.84	38,124	2.74	1,147,976	1,391,614
	421	UNENCUMBERED CASH	CAPITAL OUTLAY	89,009	7.75	135,859	9.76	1,147,976	1,391,614
	421	UNENCUMBERED CASH	TRANSPORTATION	51,500	4.49	30,757	2.21	1,147,976	1,391,614
	421	UNENCUMBERED CASH	* LINE TOTAL *	436,535	38.03	546,379	39.26	1,147,976	1,391,614
	421	INTEREST IDLE FUNDS	CAPITAL OUTLAY	47,175	4.11	25,000	1.80	1,147,976	1,391,614
	421	INTEREST IDLE FUNDS	* LINE TOTAL *	47,175	4.11	25,000	1.80	1,147,976	1,391,614
	422	OUTGOING TRANSFERS		93,900	7.06	103,500	6.69	1,330,354	1,548,123
	422	OUTGOING TRANSFERS	* LINE TOTAL *	93,900	7.06	103,500	6.69	1,330,354	1,548,123
	422	UNENCUMBERED CASH		352,531	26.50	397,643	25.69	1,330,354	1,548,123
	422	UNENCUMBERED CASH	SPECIAL EDUCATION	37,689	2.83	49,181	3.18	1,330,354	1,548,123
	422	UNENCUMBERED CASH	VOCATIONAL EDUC.	15,335	1.15	19,502	1.26	1,330,354	1,548,123
	422	UNENCUMBERED CASH	DRIVER TRAINING	811	.06	1,957	.13	1,330,354	1,548,123
	422	UNENCUMBERED CASH	FOOD SERVICES	9,324	.70	4,460	.29	1,330,354	1,548,123
	422	UNENCUMBERED CASH	CAPITAL OUTLAY	45,012	3.38	71,063	4.59	1,330,354	1,548,123
	422	UNENCUMBERED CASH	TRANSPORTATION	22,182	1.67	8,980	.58	1,330,354	1,548,123
	422	UNENCUMBERED CASH	* LINE TOTAL *	482,884	36.30	552,786	35.71	1,330,354	1,548,123
	422	INTEREST IDLE FUNDS	SPECIAL EDUCATION	38,276	2.88		.00	1,330,354	1,548,123
	422	INTEREST IDLE FUNDS	VOCATIONAL EDUC.	8,651	.65	997	.06	1,330,354	1,548,123
	422	INTEREST IDLE FUNDS	DRIVER TRAINING	1,202	.09	1,822	.12	1,330,354	1,548,123
	422	INTEREST IDLE FUNDS	FOOD SERVICES	3,620	.28	2,228	.14	1,330,354	1,548,123
	422	INTEREST IDLE FUNDS	CAPITAL OUTLAY	5,200	.39	2,739	.18	1,330,354	1,548,123
	422	INTEREST IDLE FUNDS	TRANSPORTATION	1,769	.13	2,245	.15	1,330,354	1,548,123
	422	INTEREST IDLE FUNDS	* LINE TOTAL *	58,768	4.42	10,031	.65	1,330,354	1,548,123
	423	OUTGOING TRANSFERS		122,000	8.38	106,000	6.71	1,455,925	1,579,283
	423	OUTGOING TRANSFERS	* LINE TOTAL *	122,000	8.38	106,000	6.71	1,455,925	1,579,283
	423	UNENCUMBERED CASH		203,645	13.99	187,276	11.66	1,455,925	1,579,283
	423	UNENCUMBERED CASH	SPECIAL EDUCATION	6,936	.48	2,580	.16	1,455,925	1,579,283
	423	UNENCUMBERED CASH	VOCATIONAL EDUC.	15,090	1.04	1,010	.06	1,455,925	1,579,283
	423	UNENCUMBERED CASH	DRIVER TRAINING	3,307	.23	3,032	.19	1,455,925	1,579,283
	423	UNENCUMBERED CASH	FOOD SERVICES	7,406	.51	8,929	.57	1,455,925	1,579,283
	423	UNENCUMBERED CASH	CAPITAL OUTLAY	46,821	3.22	38,477	2.44	1,455,925	1,579,283
	423	UNENCUMBERED CASH	TRANSPORTATION	38,474	2.64	12,496	.79	1,455,925	1,579,283
	423	UNENCUMBERED CASH	* LINE TOTAL *	321,679	22.09	253,802	16.07	1,455,925	1,579,283
	423	INTEREST IDLE FUNDS	SPECIAL EDUCATION		.00	13,750	.87	1,455,925	1,579,283
	423	INTEREST IDLE FUNDS	VOCATIONAL EDUC.	34,815	2.39	55,000	3.48	1,455,925	1,579,283
	423	INTEREST IDLE FUNDS	FOOD SERVICES	21,204	1.46	40,000	2.53	1,455,925	1,579,283
	423	INTEREST IDLE FUNDS	TRANSPORTATION	3,161	.22	22,500	1.42	1,455,925	1,579,283
	423	INTEREST IDLE FUNDS	* LINE TOTAL *	59,180	4.06	131,250	8.31	1,455,925	1,579,283
	424	OUTGOING TRANSFERS		104,000	13.30	82,440	9.25	781,904	891,389
	424	OUTGOING TRANSFERS	* LINE TOTAL *	104,000	13.30	82,440	9.25	781,904	891,389
	424	UNENCUMBERED CASH		221,153	28.28	309,969	34.77	781,904	891,389
	424	UNENCUMBERED CASH	SPECIAL EDUCATION	7,920	1.01	18,150	2.04	781,904	891,389
	424	UNENCUMBERED CASH	VOCATIONAL EDUC.	14,912	1.91	22,735	2.55	781,904	891,389
	424	UNENCUMBERED CASH	DRIVER TRAINING	856	.11	2,755	.31	781,904	891,389
	424	UNENCUMBERED CASH	FOOD SERVICES	11,961	1.53	20,460	2.30	781,904	891,389
	424	UNENCUMBERED CASH	CAPITAL OUTLAY	55,492	7.10	71,942	8.07	781,904	891,389
	424	UNENCUMBERED CASH	TRANSPORTATION	12,034	1.54	18,042	2.02	781,904	891,389
	424	UNENCUMBERED CASH	* LINE TOTAL *	324,328	41.48	464,053	52.06	781,904	891,389
	424	INTEREST IDLE FUNDS	SPECIAL EDUCATION	2,279	.29	2,500	.28	781,904	891,389
	424	INTEREST IDLE FUNDS	VOCATIONAL EDUC.	19,967	2.55	20,000	2.24	781,904	891,389
	424	INTEREST IDLE FUNDS	FOOD SERVICES	9,887	1.26	10,000	1.12	781,904	891,389
	424	INTEREST IDLE FUNDS	CAPITAL OUTLAY		.00	10,000	1.12	781,904	891,389
	424	INTEREST IDLE FUNDS	TRANSPORTATION	9,942	1.27	20,000	2.24	781,904	891,389
	424	INTEREST IDLE FUNDS	* LINE TOTAL *	42,075	5.38	62,500	7.01	781,904	891,389
	425	OUTGOING TRANSFERS		108,000	10.99	119,000	9.71	982,681	1,225,000
	425	OUTGOING TRANSFERS	* LINE TOTAL *	108,000	10.99	119,000	9.71	982,681	1,225,000

KNEA LISTING		SPECIAL FUNDS		84-85	PCT OF	85-86	PCT OF	84-85 GEN FUND	85-86 GEN FUND
USD	LINE	FUND		ACTUAL	TOTAL	BUDGET	TOTAL	ACTUAL TOTAL	BUDGET TOTAL
425	UNENCUMBERED CASH			301,073	30.64	309,314	25.25	982,681	1,225,000
425	UNENCUMBERED CASH	SPECIAL EDUCATION		7,708	.78	8,763	.72	982,681	1,225,000
425	UNENCUMBERED CASH	VOCATIONAL EDUC.		19,175	1.95	3,367	.27	982,681	1,225,000
425	UNENCUMBERED CASH	DRIVER TRAINING		3,791	.39	2,577	.21	982,681	1,225,000
425	UNENCUMBERED CASH	FOOD SERVICES		18,904	1.92	12,578	1.03	982,681	1,225,000
425	UNENCUMBERED CASH	CAPITAL OUTLAY		203,742	20.73	120,485	9.84	982,681	1,225,000
425	UNENCUMBERED CASH	TRANSPORTATION		30,906	3.15	19,289	1.57	982,681	1,225,000
425	UNENCUMBERED CASH	* LINE TOTAL *		585,299	59.56	476,373	38.89	982,681	1,225,000
425	INTEREST IDLE FUNDS	CAPITAL OUTLAY		58,831	5.99	35,000	2.86	982,681	1,225,000
425	INTEREST IDLE FUNDS	* LINE TOTAL *		58,831	5.99	35,000	2.86	982,681	1,225,000
426	OUTGOING TRANSFERS			47,000	4.98	57,000	5.26	944,098	1,084,650
426	OUTGOING TRANSFERS	* LINE TOTAL *		47,000	4.98	57,000	5.26	944,098	1,084,650
426	UNENCUMBERED CASH			223,869	23.71	300,865	27.74	944,098	1,084,650
426	UNENCUMBERED CASH	SPECIAL EDUCATION		37,895	4.01	42,094	3.88	944,098	1,084,650
426	UNENCUMBERED CASH	VOCATIONAL EDUC.		37,298	3.95	8,121	.75	944,098	1,084,650
426	UNENCUMBERED CASH	DRIVER TRAINING		9,151	.97	7,802	.72	944,098	1,084,650
426	UNENCUMBERED CASH	FOOD SERVICES		42,171	4.47	29,169	2.69	944,098	1,084,650
426	UNENCUMBERED CASH	CAPITAL OUTLAY		91,774	9.72	75,774	6.99	944,098	1,084,650
426	UNENCUMBERED CASH	TRANSPORTATION		105,657	11.19	96,744	8.92	944,098	1,084,650
426	UNENCUMBERED CASH	* LINE TOTAL *		547,815	58.03	560,569	51.68	944,098	1,084,650
426	INTEREST IDLE FUNDS	SPECIAL EDUCATION		22,032	2.33	10,000	.92	944,098	1,084,650
426	INTEREST IDLE FUNDS	VOCATIONAL EDUC.		5,172	.55		.00	944,098	1,084,650
426	INTEREST IDLE FUNDS	DRIVER TRAINING			.00	3,000	.28	944,098	1,084,650
426	INTEREST IDLE FUNDS	FOOD SERVICES			.00	4,000	.37	944,098	1,084,650
426	INTEREST IDLE FUNDS	CAPITAL OUTLAY		21,903	2.32	4,000	.37	944,098	1,084,650
426	INTEREST IDLE FUNDS	TRANSPORTATION		8,831	.94	6,000	.55	944,098	1,084,650
426	INTEREST IDLE FUNDS	* LINE TOTAL *		57,938	6.14	27,000	2.49	944,098	1,084,650
427	OUTGOING TRANSFERS			144,952	7.37	146,952	6.45	1,967,066	2,277,979
427	OUTGOING TRANSFERS	* LINE TOTAL *		144,952	7.37	146,952	6.45	1,967,066	2,277,979
427	UNENCUMBERED CASH			538,998	27.40	673,020	29.54	1,967,066	2,277,979
427	UNENCUMBERED CASH	SPECIAL EDUCATION		71,976	3.66	71,738	3.15	1,967,066	2,277,979
427	UNENCUMBERED CASH	VOCATIONAL EDUC.		79,187	4.03	47,298	2.08	1,967,066	2,277,979
427	UNENCUMBERED CASH	DRIVER TRAINING		19,162	.97	15,030	.66	1,967,066	2,277,979
427	UNENCUMBERED CASH	FOOD SERVICES		50,496	2.57	44,092	1.94	1,967,066	2,277,979
427	UNENCUMBERED CASH	CAPITAL OUTLAY		852,945	43.36	895,294	39.30	1,967,066	2,277,979
427	UNENCUMBERED CASH	TRANSPORTATION		186,371	9.47	179,198	7.87	1,967,066	2,277,979
427	UNENCUMBERED CASH	* LINE TOTAL *		1,799,135	91.46	1,925,670	84.53	1,967,066	2,277,979
427	INTEREST IDLE FUNDS	VOCATIONAL EDUC.			.00	11,606	.51	1,967,066	2,277,979
427	INTEREST IDLE FUNDS	FOOD SERVICES			.00	24,506	1.08	1,967,066	2,277,979
427	INTEREST IDLE FUNDS	CAPITAL OUTLAY		149,085	7.58	53,718	2.36	1,967,066	2,277,979
427	INTEREST IDLE FUNDS	* LINE TOTAL *		149,085	7.58	89,830	3.94	1,967,066	2,277,979
428	OUTGOING TRANSFERS			470,040	5.88	626,009	6.98	7,999,988	8,969,024
428	OUTGOING TRANSFERS	* LINE TOTAL *		470,040	5.88	626,009	6.98	7,999,988	8,969,024
428	UNENCUMBERED CASH			904,519	11.31	1,010,152	11.26	7,999,988	8,969,024
428	UNENCUMBERED CASH	SPECIAL EDUCATION		194,979	2.44	225,946	2.52	7,999,988	8,969,024
428	UNENCUMBERED CASH	COOP SPECIAL EDUC.		920	.01	106,403	1.19	7,999,988	8,969,024
428	UNENCUMBERED CASH	VOCATIONAL EDUC.		144,027	1.80	119,354	1.33	7,999,988	8,969,024
428	UNENCUMBERED CASH	DRIVER TRAINING		27,197	.34	21,923	.24	7,999,988	8,969,024
428	UNENCUMBERED CASH	FOOD SERVICES		373,559	4.67	339,412	3.78	7,999,988	8,969,024
428	UNENCUMBERED CASH	CAPITAL OUTLAY		1,348,894	16.86	712,453	7.94	7,999,988	8,969,024
428	UNENCUMBERED CASH	TRANSPORTATION		88,329	1.10	58,360	.65	7,999,988	8,969,024
428	UNENCUMBERED CASH	* LINE TOTAL *		3,082,424	38.53	2,594,003	28.92	7,999,988	8,969,024
428	INTEREST IDLE FUNDS	SPECIAL EDUCATION		177,360	2.22	70,000	.78	7,999,988	8,969,024
428	INTEREST IDLE FUNDS	VOCATIONAL EDUC.		91,881	1.15	27,924	.31	7,999,988	8,969,024
428	INTEREST IDLE FUNDS	DRIVER TRAINING		8,173	.10	2,094	.02	7,999,988	8,969,024
428	INTEREST IDLE FUNDS	FOOD SERVICES		65,296	.82	12,205	.14	7,999,988	8,969,024
428	INTEREST IDLE FUNDS	CAPITAL OUTLAY		65,355	.82	20,244	.23	7,999,988	8,969,024
428	INTEREST IDLE FUNDS	TRANSPORTATION		16,345	.20	4,887	.05	7,999,988	8,969,024
428	INTEREST IDLE FUNDS	* LINE TOTAL *		424,410	5.31	137,354	1.53	7,999,988	8,969,024
429	OUTGOING TRANSFERS			108,000	10.02	175,000	12.15	1,078,127	1,440,000
429	OUTGOING TRANSFERS	* LINE TOTAL *		108,000	10.02	175,000	12.15	1,078,127	1,440,000
429	UNENCUMBERED CASH			404,395	37.51	479,964	33.33	1,078,127	1,440,000
429	UNENCUMBERED CASH	SPECIAL EDUCATION		22,330	2.07	23,672	1.64	1,078,127	1,440,000
429	UNENCUMBERED CASH	VOCATIONAL EDUC.		8,896	.83	16,424	1.14	1,078,127	1,440,000
429	UNENCUMBERED CASH	DRIVER TRAINING		9,121	.75	7,120	.49	1,078,127	1,440,000
429	UNENCUMBERED CASH	FOOD SERVICES		31,311	2.90	32,295	2.24	1,078,127	1,440,000
429	UNENCUMBERED CASH	CAPITAL OUTLAY		78,330	7.27	104,325	7.24	1,078,127	1,440,000

KNEA LISTING		SPECIAL FUNDS		84-85	PCT OF	85-86	PCT OF	84-85 GEN FUND	85-86 GEN FUND
USD	LINE	FUND		ACTUAL	TOTAL	BUDGET	TOTAL	ACTUAL	TOTAL
429	UNENCUMBERED CASH	TRANSPORTATION		27,190	2.52	24,520	1.70	1,078,127	1,440,000
429	UNENCUMBERED CASH	* LINE TOTAL *		580,563	53.85	688,320	47.80	1,078,127	1,440,000
429	INTEREST IDLE FUNDS	SPECIAL EDUCATION		2,114	.20	2,000	.14	1,078,127	1,440,000
429	INTEREST IDLE FUNDS	VOCATIONAL EDUC.		12,767	1.18		.00	1,078,127	1,440,000
429	INTEREST IDLE FUNDS	DRIVER TRAINING			.00	529	.04	1,078,127	1,440,000
429	INTEREST IDLE FUNDS	FOOD SERVICES		1,112	.10		.00	1,078,127	1,440,000
429	INTEREST IDLE FUNDS	CAPITAL OUTLAY		28,904	2.68	15,000	1.04	1,078,127	1,440,000
429	INTEREST IDLE FUNDS	TRANSPORTATION		2,751	.26	1,999	.14	1,078,127	1,440,000
429	INTEREST IDLE FUNDS	* LINE TOTAL *		47,648	4.42	19,528	1.36	1,078,127	1,440,000
430	OUTGOING TRANSFERS			156,191	7.64	235,500	9.81	2,044,425	2,401,771
430	OUTGOING TRANSFERS	* LINE TOTAL *		156,191	7.64	235,580	9.81	2,044,425	2,401,771
430	UNENCUMBERED CASH			262,643	12.85	291,938	12.16	2,044,425	2,401,771
430	UNENCUMBERED CASH	SPECIAL EDUCATION			.00	1,890	.08	2,044,425	2,401,771
430	UNENCUMBERED CASH	VOCATIONAL EDUC.		21,177	1.04	11,805	.49	2,044,425	2,401,771
430	UNENCUMBERED CASH	DRIVER TRAINING		7,767	.38	6,580	.27	2,044,425	2,401,771
430	UNENCUMBERED CASH	FOOD SERVICES		14,865	.73	6,140	.26	2,044,425	2,401,771
430	UNENCUMBERED CASH	CAPITAL OUTLAY		69,528	3.40	50,210	2.09	2,044,425	2,401,771
430	UNENCUMBERED CASH	TRANSPORTATION		6,062	.30	12,186	.51	2,044,425	2,401,771
430	UNENCUMBERED CASH	* LINE TOTAL *		382,042	18.69	380,749	15.85	2,044,425	2,401,771
430	INTEREST IDLE FUNDS	SPECIAL EDUCATION		5,000	.24		.00	2,044,425	2,401,771
430	INTEREST IDLE FUNDS	VOCATIONAL EDUC.			.00	5,000	.21	2,044,425	2,401,771
430	INTEREST IDLE FUNDS	FOOD SERVICES			.00	16,000	.67	2,044,425	2,401,771
430	INTEREST IDLE FUNDS	CAPITAL OUTLAY		32,585	1.59	20,000	.83	2,044,425	2,401,771
430	INTEREST IDLE FUNDS	TRANSPORTATION		31,452	1.54	3,000	.12	2,044,425	2,401,771
430	INTEREST IDLE FUNDS	* LINE TOTAL *		69,037	3.38	44,000	1.83	2,044,425	2,401,771
431	OUTGOING TRANSFERS			171,000	7.16	261,400	9.35	2,389,284	2,796,602
431	OUTGOING TRANSFERS	* LINE TOTAL *		171,000	7.16	261,400	9.35	2,389,284	2,796,602
431	UNENCUMBERED CASH			386,250	16.17	473,734	16.94	2,389,284	2,796,602
431	UNENCUMBERED CASH	SPECIAL EDUCATION		15,636	.65	17,356	.62	2,389,284	2,796,602
431	UNENCUMBERED CASH	VOCATIONAL EDUC.		39,064	1.63	30,322	1.08	2,389,284	2,796,602
431	UNENCUMBERED CASH	DRIVER TRAINING		15,793	.66	15,984	.57	2,389,284	2,796,602
431	UNENCUMBERED CASH	FOOD SERVICES		5,377	.23	5,335	.19	2,389,284	2,796,602
431	UNENCUMBERED CASH	CAPITAL OUTLAY		110,531	4.63	247,814	8.86	2,389,284	2,796,602
431	UNENCUMBERED CASH	TRANSPORTATION		40,731	1.70	37,603	1.34	2,389,284	2,796,602
431	UNENCUMBERED CASH	* LINE TOTAL *		613,382	25.67	828,148	29.61	2,389,284	2,796,602
431	INTEREST IDLE FUNDS	CAPITAL OUTLAY		104,526	4.37	84,999	3.04	2,389,284	2,796,602
431	INTEREST IDLE FUNDS	* LINE TOTAL *		104,526	4.37	84,999	3.04	2,389,284	2,796,602
432	OUTGOING TRANSFERS			101,000	7.33	100,000	6.43	1,378,287	1,555,000
432	OUTGOING TRANSFERS	* LINE TOTAL *		101,000	7.33	100,000	6.43	1,378,287	1,555,000
432	UNENCUMBERED CASH			297,648	21.60	294,213	18.92	1,378,287	1,555,000
432	UNENCUMBERED CASH	SPECIAL EDUCATION		64,666	4.69	77,756	5.00	1,378,287	1,555,000
432	UNENCUMBERED CASH	VOCATIONAL EDUC.		8,411	.61	16,411	1.06	1,378,287	1,555,000
432	UNENCUMBERED CASH	DRIVER TRAINING		7,298	.53	4,276	.27	1,378,287	1,555,000
432	UNENCUMBERED CASH	FOOD SERVICES		66,424	4.82	72,698	4.68	1,378,287	1,555,000
432	UNENCUMBERED CASH	CAPITAL OUTLAY		164,396	11.93	282,064	18.14	1,378,287	1,555,000
432	UNENCUMBERED CASH	TRANSPORTATION		71,723	5.20	75,153	4.83	1,378,287	1,555,000
432	UNENCUMBERED CASH	* LINE TOTAL *		680,566	49.38	822,571	52.90	1,378,287	1,555,000
432	INTEREST IDLE FUNDS	SPECIAL EDUCATION		8,949	.65		.00	1,378,287	1,555,000
432	INTEREST IDLE FUNDS	DRIVER TRAINING		1,190	.09	1,160	.07	1,378,287	1,555,000
432	INTEREST IDLE FUNDS	FOOD SERVICES		9,637	.70		.00	1,378,287	1,555,000
432	INTEREST IDLE FUNDS	CAPITAL OUTLAY		73,066	5.30	25,000	1.61	1,378,287	1,555,000
432	INTEREST IDLE FUNDS	* LINE TOTAL *		92,842	6.74	26,160	1.68	1,378,287	1,555,000
433	OUTGOING TRANSFERS			36,850	5.23	105,000	10.87	704,206	966,212
433	OUTGOING TRANSFERS	* LINE TOTAL *		36,850	5.23	105,000	10.87	704,206	966,212
433	UNENCUMBERED CASH			317,228	45.05	328,670	34.02	704,206	966,212
433	UNENCUMBERED CASH	SPECIAL EDUCATION		24,512	3.48	6,169	.64	704,206	966,212
433	UNENCUMBERED CASH	VOCATIONAL EDUC.		4,190	.59	1,281	.13	704,206	966,212
433	UNENCUMBERED CASH	DRIVER TRAINING		589	.08	994	.10	704,206	966,212
433	UNENCUMBERED CASH	FOOD SERVICES		25,459	3.62	23,792	2.46	704,206	966,212
433	UNENCUMBERED CASH	CAPITAL OUTLAY		142,195	20.19	171,390	17.74	704,206	966,212
433	UNENCUMBERED CASH	TRANSPORTATION		20,440	2.90	14,414	1.49	704,206	966,212
433	UNENCUMBERED CASH	* LINE TOTAL *		534,613	75.92	546,710	56.58	704,206	966,212
433	INTEREST IDLE FUNDS	SPECIAL EDUCATION		15,000	2.13		.00	704,206	966,212
433	INTEREST IDLE FUNDS	VOCATIONAL EDUC.		1,000	.14		.00	704,206	966,212
433	INTEREST IDLE FUNDS	DRIVER TRAINING		1,000	.14		.00	704,206	966,212
433	INTEREST IDLE FUNDS	CAPITAL OUTLAY		38,367	5.45		.00	704,206	966,212

KNEA LISTING SPECIAL FUNDS

USD	LINE	FUND	84-85 ACTUAL	PCT OF TOTAL	85-86 BUDGET	PCT OF TOTAL	84-85 GEN FUND ACTUAL TOTAL	85-86 GEN FUND BUDGET TOTAL
433	INTEREST IDLE FUNDS	TRANSPORTATION	15,000	2.13		.00	704,206	966,212
433	INTEREST IDLE FUNDS	* LINE TOTAL *	70,367	9.99		.00	704,206	966,212
434	OUTGOING TRANSFERS		382,471	11.21	184,286	4.70	3,411,421	3,925,000
434	OUTGOING TRANSFERS	* LINE TOTAL *	382,471	11.21	184,286	4.70	3,411,421	3,925,000
434	UNENCUMBERED CASH		404,729	11.86	573,575	14.61	3,411,421	3,925,000
434	UNENCUMBERED CASH	SPECIAL EDUCATION	260,195	7.63	205,002	5.22	3,411,421	3,925,000
434	UNENCUMBERED CASH	COOP SPECIAL EDUC.	132,648	3.89	177,785	4.53	3,411,421	3,925,000
434	UNENCUMBERED CASH	VOCATIONAL EDUC.	25,800	.76	20,000	.51	3,411,421	3,925,000
434	UNENCUMBERED CASH	DRIVER TRAINING	18,139	.53	15,038	.38	3,411,421	3,925,000
434	UNENCUMBERED CASH	FOOD SERVICES	123,521	3.62	235,793	6.01	3,411,421	3,925,000
434	UNENCUMBERED CASH	CAPITAL OUTLAY	268,399	7.87	504,815	12.86	3,411,421	3,925,000
434	UNENCUMBERED CASH	TRANSPORTATION	80,639	2.36	79,177	2.02	3,411,421	3,925,000
434	UNENCUMBERED CASH	* LINE TOTAL *	1,314,070	38.52	1,811,185	46.14	3,411,421	3,925,000
434	INTEREST IDLE FUNDS	CAPITAL OUTLAY	126,193	3.70	126,000	3.21	3,411,421	3,925,000
434	INTEREST IDLE FUNDS	* LINE TOTAL *	126,193	3.70	126,000	3.21	3,411,421	3,925,000
435	OUTGOING TRANSFERS		382,727	9.92	297,160	6.75	3,858,944	4,399,626
435	OUTGOING TRANSFERS	* LINE TOTAL *	382,727	9.92	297,160	6.75	3,858,944	4,399,626
435	UNENCUMBERED CASH		599,398	15.53	540,181	12.28	3,858,944	4,399,626
435	UNENCUMBERED CASH	SPECIAL EDUCATION	19,957	.52	34,394	.78	3,858,944	4,399,626
435	UNENCUMBERED CASH	VOCATIONAL EDUC.	18,822	.49	10,324	.23	3,858,944	4,399,626
435	UNENCUMBERED CASH	DRIVER TRAINING	5,509	.14	9,485	.22	3,858,944	4,399,626
435	UNENCUMBERED CASH	FOOD SERVICES	28,917	.75	20,342	.46	3,858,944	4,399,626
435	UNENCUMBERED CASH	CAPITAL OUTLAY	120,323	3.12	137,439	3.12	3,858,944	4,399,626
435	UNENCUMBERED CASH	TRANSPORTATION	46,989	1.22	52,286	1.19	3,858,944	4,399,626
435	UNENCUMBERED CASH	ADULT SUPPLEMENTARY	1,862	.05	1,655	.04	3,858,944	4,399,626
435	UNENCUMBERED CASH	* LINE TOTAL *	841,777	21.81	806,106	18.32	3,858,944	4,399,626
435	INTEREST IDLE FUNDS	FOOD SERVICES	2,815	.07	2,500	.06	3,858,944	4,399,626
435	INTEREST IDLE FUNDS	CAPITAL OUTLAY	121,834	3.16	100,000	2.27	3,858,944	4,399,626
435	INTEREST IDLE FUNDS	* LINE TOTAL *	124,649	3.23	102,500	2.33	3,858,944	4,399,626
436	OUTGOING TRANSFERS		307,804	12.01	290,000	9.26	2,563,725	3,132,366
436	OUTGOING TRANSFERS	* LINE TOTAL *	307,804	12.01	290,000	9.26	2,563,725	3,132,366
436	UNENCUMBERED CASH		381,001	14.86	561,399	17.92	2,563,725	3,132,366
436	UNENCUMBERED CASH	SPECIAL EDUCATION	114,146	4.45	119,816	3.83	2,563,725	3,132,366
436	UNENCUMBERED CASH	VOCATIONAL EDUC.	49,788	1.94	28,874	.92	2,563,725	3,132,366
436	UNENCUMBERED CASH	DRIVER TRAINING	61,044	2.38	49,617	1.58	2,563,725	3,132,366
436	UNENCUMBERED CASH	FOOD SERVICES	60,999	2.38	92,764	2.96	2,563,725	3,132,366
436	UNENCUMBERED CASH	CAPITAL OUTLAY	572,801	22.34	487,837	15.57	2,563,725	3,132,366
436	UNENCUMBERED CASH	TRANSPORTATION	213,326	8.32	231,718	7.40	2,563,725	3,132,366
436	UNENCUMBERED CASH	* LINE TOTAL *	1,453,105	56.68	1,572,025	50.19	2,563,725	3,132,366
436	INTEREST IDLE FUNDS	CAPITAL OUTLAY	167,225	6.52	100,000	3.19	2,563,725	3,132,366
436	INTEREST IDLE FUNDS	* LINE TOTAL *	167,225	6.52	100,000	3.19	2,563,725	3,132,366
437	OUTGOING TRANSFERS		827,479	13.23	643,193	9.01	6,256,691	7,136,802
437	OUTGOING TRANSFERS	* LINE TOTAL *	827,479	13.23	643,193	9.01	6,256,691	7,136,802
437	UNENCUMBERED CASH		964,838	15.42	1,076,694	15.09	6,256,691	7,136,802
437	UNENCUMBERED CASH	SPECIAL EDUCATION	196,684	3.14	157,683	2.21	6,256,691	7,136,802
437	UNENCUMBERED CASH	VOCATIONAL EDUC.	70,052	1.12	55,023	.77	6,256,691	7,136,802
437	UNENCUMBERED CASH	DRIVER TRAINING	20,763	.33	19,642	.28	6,256,691	7,136,802
437	UNENCUMBERED CASH	FOOD SERVICES	129,642	2.07	105,206	1.47	6,256,691	7,136,802
437	UNENCUMBERED CASH	CAPITAL OUTLAY	1,265,614	20.23	2,010,973	28.18	6,256,691	7,136,802
437	UNENCUMBERED CASH	TRANSPORTATION	375,809	6.01	444,628	6.23	6,256,691	7,136,802
437	UNENCUMBERED CASH	* LINE TOTAL *	3,023,402	48.32	3,869,849	54.22	6,256,691	7,136,802
437	INTEREST IDLE FUNDS	CAPITAL OUTLAY	357,442	5.71	325,000	4.55	6,256,691	7,136,802
437	INTEREST IDLE FUNDS	* LINE TOTAL *	357,442	5.71	325,000	4.55	6,256,691	7,136,802
438	OUTGOING TRANSFERS		131,588	10.83	88,617	6.76	1,214,742	1,311,241
438	OUTGOING TRANSFERS	* LINE TOTAL *	131,588	10.83	88,617	6.76	1,214,742	1,311,241
438	UNENCUMBERED CASH		294,620	24.25	250,755	19.12	1,214,742	1,311,241
438	UNENCUMBERED CASH	SPECIAL EDUCATION	50,291	4.14	50,025	3.82	1,214,742	1,311,241
438	UNENCUMBERED CASH	DRIVER TRAINING	6,840	.56	7,753	.59	1,214,742	1,311,241
438	UNENCUMBERED CASH	FOOD SERVICES	45,476	3.74	48,497	3.70	1,214,742	1,311,241
438	UNENCUMBERED CASH	CAPITAL OUTLAY	124,402	10.24	143,303	10.93	1,214,742	1,311,241
438	UNENCUMBERED CASH	TRANSPORTATION	86,998	7.16	85,752	6.54	1,214,742	1,311,241
438	UNENCUMBERED CASH	BILINGUAL EDUCATION	13	.00		.00	1,214,742	1,311,241
438	UNENCUMBERED CASH	* LINE TOTAL *	608,640	50.10	586,085	44.70	1,214,742	1,311,241
438	INTEREST IDLE FUNDS	CAPITAL OUTLAY	86,492	7.12		.00	1,214,742	1,311,241

KNEA LISTING		SPECIAL FUNDS		84-85	PCT OF	85-86	PCT OF	84-85 GEN FUND	85-86 GEN FUND
USD	LINE	FUND		ACTUAL	TOTAL	BUDGET	TOTAL	ACTUAL TOTAL	BUDGET TOTAL
	438	INTEREST IDLE FUNDS	* LINE TOTAL *	86,492	7.12		.00	1,214,742	1,311,241
	439	OUTGOING TRANSFERS		111,000	8.97	139,000	8.71	1,237,436	1,595,410
	439	OUTGOING TRANSFERS	* LINE TOTAL *	111,000	8.97	139,000	8.71	1,237,436	1,595,410
	439	UNENCUMBERED CASH		218,085	17.62	341,553	21.41	1,237,436	1,595,410
	439	UNENCUMBERED CASH	SPECIAL EDUCATION	12,497	1.01	19,035	1.19	1,237,436	1,595,410
	439	UNENCUMBERED CASH	VOCATIONAL EDUC.	2,680	.22	3,898	.24	1,237,436	1,595,410
	439	UNENCUMBERED CASH	DRIVER TRAINING	1,635	.13	1,266	.08	1,237,436	1,595,410
	439	UNENCUMBERED CASH	FOOD SERVICES	4,247	.34	2,557	.16	1,237,436	1,595,410
	439	UNENCUMBERED CASH	CAPITAL OUTLAY	41,626	3.36	41,059	2.57	1,237,436	1,595,410
	439	UNENCUMBERED CASH	TRANSPORTATION	29,826	2.41	29,791	1.87	1,237,436	1,595,410
	439	UNENCUMBERED CASH	* LINE TOTAL *	310,596	25.10	439,159	27.53	1,237,436	1,595,410
	439	INTEREST IDLE FUNDS	CAPITAL OUTLAY	35,676	2.88	25,000	1.57	1,237,436	1,595,410
	439	INTEREST IDLE FUNDS	* LINE TOTAL *	35,676	2.88	25,000	1.57	1,237,436	1,595,410
	440	OUTGOING TRANSFERS		140,000	6.52	190,000	7.29	2,145,746	2,606,620
	440	OUTGOING TRANSFERS	* LINE TOTAL *	140,000	6.52	190,000	7.29	2,145,746	2,606,620
	440	UNENCUMBERED CASH		201,186	9.38	321,619	12.34	2,145,746	2,606,620
	440	UNENCUMBERED CASH	SPECIAL EDUCATION	17,048	.79	21,580	.83	2,145,746	2,606,620
	440	UNENCUMBERED CASH	DRIVER TRAINING	6,839	.32	4,014	.15	2,145,746	2,606,620
	440	UNENCUMBERED CASH	FOOD SERVICES	30,578	1.43	27,596	1.06	2,145,746	2,606,620
	440	UNENCUMBERED CASH	CAPITAL OUTLAY	55,422	2.58	75,810	2.91	2,145,746	2,606,620
	440	UNENCUMBERED CASH	TRANSPORTATION	22,255	1.04	37,727	1.45	2,145,746	2,606,620
	440	UNENCUMBERED CASH	* LINE TOTAL *	333,328	15.53	488,346	18.73	2,145,746	2,606,620
	440	INTEREST IDLE FUNDS	DRIVER TRAINING		.00	2,700	.10	2,145,746	2,606,620
	440	INTEREST IDLE FUNDS	FOOD SERVICES	35,000	1.63	35,000	1.34	2,145,746	2,606,620
	440	INTEREST IDLE FUNDS	CAPITAL OUTLAY	13,456	.63	10,000	.38	2,145,746	2,606,620
	440	INTEREST IDLE FUNDS	* LINE TOTAL *	48,456	2.26	47,700	1.83	2,145,746	2,606,620
	441	OUTGOING TRANSFERS		130,000	5.02	130,000	4.04	2,587,835	3,216,441
	441	OUTGOING TRANSFERS	* LINE TOTAL *	130,000	5.02	130,000	4.04	2,587,835	3,216,441
	441	UNENCUMBERED CASH		390,456	15.09	455,100	14.15	2,587,835	3,216,441
	441	UNENCUMBERED CASH	SPECIAL EDUCATION	70,623	2.73	65,093	2.02	2,587,835	3,216,441
	441	UNENCUMBERED CASH	VOCATIONAL EDUC.	50,748	1.96	39,948	1.24	2,587,835	3,216,441
	441	UNENCUMBERED CASH	DRIVER TRAINING	8,751	.34	8,038	.25	2,587,835	3,216,441
	441	UNENCUMBERED CASH	FOOD SERVICES	7,845	.30	1,924	.06	2,587,835	3,216,441
	441	UNENCUMBERED CASH	CAPITAL OUTLAY	33,534	1.30	34,897	1.08	2,587,835	3,216,441
	441	UNENCUMBERED CASH	TRANSPORTATION	48,867	1.89	41,276	1.28	2,587,835	3,216,441
	441	UNENCUMBERED CASH	* LINE TOTAL *	610,824	23.60	646,276	20.09	2,587,835	3,216,441
	441	INTEREST IDLE FUNDS	SPECIAL EDUCATION	10,734	.41	12,000	.37	2,587,835	3,216,441
	441	INTEREST IDLE FUNDS	VOCATIONAL EDUC.	45,465	1.76	32,500	1.01	2,587,835	3,216,441
	441	INTEREST IDLE FUNDS	FOOD SERVICES	5,352	.21	5,000	.16	2,587,835	3,216,441
	441	INTEREST IDLE FUNDS	CAPITAL OUTLAY	24,924	.96	25,000	.78	2,587,835	3,216,441
	441	INTEREST IDLE FUNDS	* LINE TOTAL *	86,475	3.34	74,500	2.32	2,587,835	3,216,441
	442	OUTGOING TRANSFERS		92,000	6.32	70,000	3.88	1,454,714	1,802,976
	442	OUTGOING TRANSFERS	* LINE TOTAL *	92,000	6.32	70,000	3.88	1,454,714	1,802,976
	442	UNENCUMBERED CASH		272,707	18.75	376,929	20.91	1,454,714	1,802,976
	442	UNENCUMBERED CASH	SPECIAL EDUCATION	177,980	12.23	187,212	10.38	1,454,714	1,802,976
	442	UNENCUMBERED CASH	COOP SPECIAL EDUC.	62,725	4.31	70,476	3.91	1,454,714	1,802,976
	442	UNENCUMBERED CASH	VOCATIONAL EDUC.	40,981	2.82	14,985	.83	1,454,714	1,802,976
	442	UNENCUMBERED CASH	DRIVER TRAINING	9,877	.68	9,358	.52	1,454,714	1,802,976
	442	UNENCUMBERED CASH	FOOD SERVICES	39,560	2.72	39,524	2.19	1,454,714	1,802,976
	442	UNENCUMBERED CASH	CAPITAL OUTLAY	123,698	8.50	241,507	13.39	1,454,714	1,802,976
	442	UNENCUMBERED CASH	TRANSPORTATION	102,874	7.07	102,882	5.71	1,454,714	1,802,976
	442	UNENCUMBERED CASH	ADULT EDUCATION	1,286	.09	1,158	.06	1,454,714	1,802,976
	442	UNENCUMBERED CASH	* LINE TOTAL *	831,688	57.17	1,044,031	57.91	1,454,714	1,802,976
	442	INTEREST IDLE FUNDS	SPECIAL EDUCATION		.00	788	.04	1,454,714	1,802,976
	442	INTEREST IDLE FUNDS	CAPITAL OUTLAY	127,809	8.79	125,000	6.93	1,454,714	1,802,976
	442	INTEREST IDLE FUNDS	* LINE TOTAL *	127,809	8.79	125,788	6.98	1,454,714	1,802,976
	443	OUTGOING TRANSFERS		919,335	9.77	1,012,100	9.58	9,410,446	10,560,570
	443	OUTGOING TRANSFERS	* LINE TOTAL *	919,335	9.77	1,012,100	9.58	9,410,446	10,560,570
	443	UNENCUMBERED CASH		723,861	7.69	1,092,848	10.35	9,410,446	10,560,570
	443	UNENCUMBERED CASH	SPECIAL EDUCATION	161,080	1.71	157,631	1.49	9,410,446	10,560,570
	443	UNENCUMBERED CASH	VOCATIONAL EDUC.	196,453	2.09	110,200	1.04	9,410,446	10,560,570
	443	UNENCUMBERED CASH	DRIVER TRAINING	18,033	.19	27,220	.26	9,410,446	10,560,570
	443	UNENCUMBERED CASH	FOOD SERVICES	213,930	2.27	190,449	1.80	9,410,446	10,560,570
	443	UNENCUMBERED CASH	CAPITAL OUTLAY	210,666	2.24	254,224	2.41	9,410,446	10,560,570
	443	UNENCUMBERED CASH	TRANSPORTATION	100,986	1.07	89,460	.85	9,410,446	10,560,570

KNEA LISTING		SPECIAL FUNDS		84-85	PCT OF	85-86	PCT OF	84-85 GEN FUND	85-86 GEN FUND
USD	LINE	FUND		ACTUAL	TOTAL	BUDGET	TOTAL	ACTUAL TOTAL	BUDGET TOTAL
	443	UNENCUMBERED CASH	BILINGUAL EDUCATION	18,314	.19			9,410,446	10,560,570
	443	UNENCUMBERED CASH	* LINE TOTAL *	1,643,323	17.46	1,973,977	18.69	9,410,446	10,560,570
	443	INTEREST IDLE FUNDS	SPECIAL EDUCATION	40,000	.43			9,410,446	10,560,570
	443	INTEREST IDLE FUNDS	VOCATIONAL EDUC.	25,704	.27	150,000	1.42	9,410,446	10,560,570
	443	INTEREST IDLE FUNDS	FOOD SERVICES	12,240	.13	30,000	.28	9,410,446	10,560,570
	443	INTEREST IDLE FUNDS	CAPITAL OUTLAY	167,635	1.78	100,000	.95	9,410,446	10,560,570
	443	INTEREST IDLE FUNDS	BILINGUAL EDUCATION	10,000	.11			9,410,446	10,560,570
	443	INTEREST IDLE FUNDS	* LINE TOTAL *	255,579	2.72	280,000	2.65	9,410,446	10,560,570
	444	OUTGOING TRANSFERS		120,504	8.20	96,095	6.20	1,469,502	1,549,095
	444	OUTGOING TRANSFERS	* LINE TOTAL *	120,504	8.20	96,095	6.20	1,469,502	1,549,095
	444	UNENCUMBERED CASH		317,667	21.62	243,397	15.71	1,469,502	1,549,095
	444	UNENCUMBERED CASH	SPECIAL EDUCATION	31,290	2.13	38,368	2.48	1,469,502	1,549,095
	444	UNENCUMBERED CASH	VOCATIONAL EDUC.	24,245	1.65	25,338	1.64	1,469,502	1,549,095
	444	UNENCUMBERED CASH	DRIVER TRAINING	6,624	.45	11,204	.72	1,469,502	1,549,095
	444	UNENCUMBERED CASH	FOOD SERVICES	7,598	.52	4,886	.32	1,469,502	1,549,095
	444	UNENCUMBERED CASH	CAPITAL OUTLAY	36,578	2.49	27,796	1.79	1,469,502	1,549,095
	444	UNENCUMBERED CASH	TRANSPORTATION	101,973	6.94	76,868	4.96	1,469,502	1,549,095
	444	UNENCUMBERED CASH	* LINE TOTAL *	525,975	35.79	427,857	27.62	1,469,502	1,549,095
	444	INTEREST IDLE FUNDS	VOCATIONAL EDUC.	13,798	.94	12,000	.77	1,469,502	1,549,095
	444	INTEREST IDLE FUNDS	FOOD SERVICES	27,091	1.84	40,000	2.58	1,469,502	1,549,095
	444	INTEREST IDLE FUNDS	CAPITAL OUTLAY	21,128	1.44		.00	1,469,502	1,549,095
	444	INTEREST IDLE FUNDS	* LINE TOTAL *	62,017	4.22	52,000	3.36	1,469,502	1,549,095
	445	OUTGOING TRANSFERS		570,918	7.81	320,913	4.07	7,307,437	7,884,807
	445	OUTGOING TRANSFERS	* LINE TOTAL *	570,918	7.81	320,913	4.07	7,307,437	7,884,807
	445	UNENCUMBERED CASH		1,011,008	13.84	1,251,298	15.87	7,307,437	7,884,807
	445	UNENCUMBERED CASH	SPECIAL EDUCATION	187,908	2.57	253,642	3.22	7,307,437	7,884,807
	445	UNENCUMBERED CASH	VOCATIONAL EDUC.	56,322	.77	129,789	1.65	7,307,437	7,884,807
	445	UNENCUMBERED CASH	DRIVER TRAINING	14,206	.19	14,153	.18	7,307,437	7,884,807
	445	UNENCUMBERED CASH	FOOD SERVICES	45,326	.62	49,188	.62	7,307,437	7,884,807
	445	UNENCUMBERED CASH	CAPITAL OUTLAY	423,826	5.80	753,414	9.56	7,307,437	7,884,807
	445	UNENCUMBERED CASH	TRANSPORTATION	95,624	1.31	113,562	1.44	7,307,437	7,884,807
	445	UNENCUMBERED CASH	* LINE TOTAL *	1,834,220	25.10	2,565,046	32.53	7,307,437	7,884,807
	445	INTEREST IDLE FUNDS	SPECIAL EDUCATION	17,784	.24	20,000	.25	7,307,437	7,884,807
	445	INTEREST IDLE FUNDS	VOCATIONAL EDUC.	5,262	.07	6,000	.08	7,307,437	7,884,807
	445	INTEREST IDLE FUNDS	DRIVER TRAINING	2,569	.04	1,750	.02	7,307,437	7,884,807
	445	INTEREST IDLE FUNDS	FOOD SERVICES	24,279	.33	16,500	.21	7,307,437	7,884,807
	445	INTEREST IDLE FUNDS	CAPITAL OUTLAY	217,809	2.98	220,000	2.79	7,307,437	7,884,807
	445	INTEREST IDLE FUNDS	TRANSPORTATION	15,427	.21	15,000	.19	7,307,437	7,884,807
	445	INTEREST IDLE FUNDS	* LINE TOTAL *	283,130	3.87	279,250	3.54	7,307,437	7,884,807
	446	OUTGOING TRANSFERS		313,898	5.49	390,222	6.25	5,719,972	6,242,600
	446	OUTGOING TRANSFERS	* LINE TOTAL *	313,898	5.49	390,222	6.25	5,719,972	6,242,600
	446	UNENCUMBERED CASH		711,952	12.45	1,012,266	16.22	5,719,972	6,242,600
	446	UNENCUMBERED CASH	SPECIAL EDUCATION	25,795	.45	25,796	.41	5,719,972	6,242,600
	446	UNENCUMBERED CASH	VOCATIONAL EDUC.	12,408	.22	14,770	.24	5,719,972	6,242,600
	446	UNENCUMBERED CASH	DRIVER TRAINING	21,848	.38	21,855	.35	5,719,972	6,242,600
	446	UNENCUMBERED CASH	FOOD SERVICES	168,883	2.95	124,451	1.99	5,719,972	6,242,600
	446	UNENCUMBERED CASH	CAPITAL OUTLAY	602,127	10.53	954,973	15.30	5,719,972	6,242,600
	446	UNENCUMBERED CASH	TRANSPORTATION	112,000	1.96	81,888	1.31	5,719,972	6,242,600
	446	UNENCUMBERED CASH	* LINE TOTAL *	1,655,013	28.93	2,235,999	35.82	5,719,972	6,242,600
	446	INTEREST IDLE FUNDS	FOOD SERVICES		.00	15,000	.24	5,719,972	6,242,600
	446	INTEREST IDLE FUNDS	CAPITAL OUTLAY	199,284	3.48	60,000	.96	5,719,972	6,242,600
	446	INTEREST IDLE FUNDS	* LINE TOTAL *	199,284	3.48	75,000	1.20	5,719,972	6,242,600
	447	OUTGOING TRANSFERS		116,668	6.00	167,000	6.67	1,943,223	2,502,864
	447	OUTGOING TRANSFERS	* LINE TOTAL *	116,668	6.00	167,000	6.67	1,943,223	2,502,864
	447	UNENCUMBERED CASH		315,198	16.22	486,410	19.43	1,943,223	2,502,864
	447	UNENCUMBERED CASH	SPECIAL EDUCATION	60,447	3.11	31,094	1.24	1,943,223	2,502,864
	447	UNENCUMBERED CASH	VOCATIONAL EDUC.	48,359	2.49	16,719	.67	1,943,223	2,502,864
	447	UNENCUMBERED CASH	DRIVER TRAINING	2,215	.11	4,183	.17	1,943,223	2,502,864
	447	UNENCUMBERED CASH	FOOD SERVICES	46,520	2.39	27,955	1.12	1,943,223	2,502,864
	447	UNENCUMBERED CASH	CAPITAL OUTLAY	180,508	9.29	225,453	9.01	1,943,223	2,502,864
	447	UNENCUMBERED CASH	TRANSPORTATION	26,694	1.37	26,470	1.06	1,943,223	2,502,864
	447	UNENCUMBERED CASH	* LINE TOTAL *	679,941	34.99	818,284	32.69	1,943,223	2,502,864
	447	INTEREST IDLE FUNDS	CAPITAL OUTLAY	82,470	4.24	70,000	2.80	1,943,223	2,502,864
	447	INTEREST IDLE FUNDS	* LINE TOTAL *	82,470	4.24	70,000	2.80	1,943,223	2,502,864
	448	OUTGOING TRANSFERS		101,000	7.57	162,400	11.18	1,333,575	1,452,546
	448	OUTGOING TRANSFERS	* LINE TOTAL *	101,000	7.57	162,400	11.18	1,333,575	1,452,546

KNEA LISTING		SPECIAL FUNDS		84-85	PCT OF	85-86	PCT OF	84-85 GEN FUND	85-86 GEN FUND
USD	LINE	FUND		ACTUAL	TOTAL	BUDGET	TOTAL	ACTUAL	BUOGET TOTAL
448	UNENCUMBERED CASH			156,784	11.76	205,933	14.18	1,333,575	1,452,546
448	UNENCUMBERED CASH	SPECIAL EDUCATION		15,320	1.19	15,662	1.08	1,333,575	1,452,546
448	UNENCUMBERED CASH	VOCATIONAL EDUC.		6,830	.51	7,701	.53	1,333,575	1,452,546
448	UNENCUMBERED CASH	DRIVER TRAINING		2,226	.17	2,076	.14	1,333,575	1,452,546
448	UNENCUMBERED CASH	FOOD SERVICES		5,256	.39	3,070	.21	1,333,575	1,452,546
448	UNENCUMBERED CASH	CAPITAL OUTLAY		90,288	6.77	95,122	6.55	1,333,575	1,452,546
448	UNENCUMBERED CASH	TRANSPORTATION		12,682	.95	12,696	.87	1,333,575	1,452,546
448	UNENCUMBERED CASH	* LINE TOTAL *		289,886	21.74	342,260	23.56	1,333,575	1,452,546
448	INTEREST IDLE FUNDS	SPECIAL EDUCATION		15,000	1.12		.00	1,333,575	1,452,546
448	INTEREST IDLE FUNDS	VOCATIONAL EDUC.		15,000	1.12		.00	1,333,575	1,452,546
448	INTEREST IDLE FUNDS	TRANSPORTATION		19,328	1.45	20,000	1.38	1,333,575	1,452,546
448	INTEREST IDLE FUNDS	* LINE TOTAL *		49,328	3.70	20,000	1.38	1,333,575	1,452,546
449	OUTGOING TRANSFERS			202,127	10.82	217,000	10.08	1,868,842	2,152,000
449	OUTGOING TRANSFERS	* LINE TOTAL *		202,127	10.82	217,000	10.08	1,868,842	2,152,000
449	UNENCUMBERED CASH			398,773	21.34	470,821	21.88	1,868,842	2,152,000
449	UNENCUMBERED CASH	SPECIAL EDUCATION		19,841	1.06	41,361	1.92	1,868,842	2,152,000
449	UNENCUMBERED CASH	VOCATIONAL EDUC.		30,480	1.63	6,878	.32	1,868,842	2,152,000
449	UNENCUMBERED CASH	DRIVER TRAINING		7,131	.38	9,687	.45	1,868,842	2,152,000
449	UNENCUMBERED CASH	FOOD SERVICES		31,226	1.67	16,622	.77	1,868,842	2,152,000
449	UNENCUMBERED CASH	CAPITAL OUTLAY		134,818	7.21	197,219	9.16	1,868,842	2,152,000
449	UNENCUMBERED CASH	TRANSPORTATION		25,708	1.38	30,901	1.44	1,868,842	2,152,000
449	UNENCUMBERED CASH	* LINE TOTAL *		647,977	34.67	773,489	35.94	1,868,842	2,152,000
449	INTEREST IDLE FUNDS	SPECIAL EDUCATION		15,770	.84	12,000	.56	1,868,842	2,152,000
449	INTEREST IDLE FUNDS	CAPITAL OUTLAY		68,823	3.68	40,000	1.86	1,868,842	2,152,000
449	INTEREST IDLE FUNDS	* LINE TOTAL *		84,593	4.53	52,000	2.42	1,868,842	2,152,000
450	OUTGOING TRANSFERS			926,384	11.76	660,304	7.84	7,876,223	8,426,369
450	OUTGOING TRANSFERS	* LINE TOTAL *		926,384	11.76	660,304	7.84	7,876,223	8,426,369
450	UNENCUMBERED CASH			1,068,783	13.57	1,050,747	12.47	7,876,223	8,426,369
450	UNENCUMBERED CASH	SPECIAL EDUCATION		212,768	2.70	321,641	3.82	7,876,223	8,426,369
450	UNENCUMBERED CASH	DRIVER TRAINING		17,603	.22	65,248	.77	7,876,223	8,426,369
450	UNENCUMBERED CASH	FOOD SERVICES		171,902	2.18	127,679	1.52	7,876,223	8,426,369
450	UNENCUMBERED CASH	CAPITAL OUTLAY		271,327	3.44	375,138	4.45	7,876,223	8,426,369
450	UNENCUMBERED CASH	TRANSPORTATION		398,902	5.06	396,877	4.71	7,876,223	8,426,369
450	UNENCUMBERED CASH	ADULT EDUCATION		946	.01	946	.01	7,876,223	8,426,369
450	UNENCUMBERED CASH	* LINE TOTAL *		2,142,231	27.20	2,338,276	27.75	7,876,223	8,426,369
450	INTEREST IDLE FUNDS	CAPITAL OUTLAY		340,943	4.33	100,000	1.19	7,876,223	8,426,369
450	INTEREST IDLE FUNDS	* LINE TOTAL *		340,943	4.33	100,000	1.19	7,876,223	8,426,369
451	OUTGOING TRANSFERS			100,000	12.54	100,000	9.51	797,244	1,051,186
451	OUTGOING TRANSFERS	* LINE TOTAL *		100,000	12.54	100,000	9.51	797,244	1,051,186
451	UNENCUMBERED CASH			257,194	32.26	309,391	29.43	797,244	1,051,186
451	UNENCUMBERED CASH	SPECIAL EDUCATION		5,497	.69	9,265	.88	797,244	1,051,186
451	UNENCUMBERED CASH	VOCATIONAL EDUC.		1,607	.20	465	.04	797,244	1,051,186
451	UNENCUMBERED CASH	DRIVER TRAINING		1,944	.24	3,842	.37	797,244	1,051,186
451	UNENCUMBERED CASH	FOOD SERVICES		6,187	.78	9,184	.87	797,244	1,051,186
451	UNENCUMBERED CASH	CAPITAL OUTLAY		40,891	5.13	42,857	4.08	797,244	1,051,186
451	UNENCUMBERED CASH	TRANSPORTATION		19,935	2.50	14,564	1.39	797,244	1,051,186
451	UNENCUMBERED CASH	* LINE TOTAL *		333,255	41.80	389,568	37.06	797,244	1,051,186
451	INTEREST IDLE FUNDS	FOOD SERVICES			.00	1,325	.13	797,244	1,051,186
451	INTEREST IDLE FUNDS	CAPITAL OUTLAY		40,301	5.06	28,000	2.66	797,244	1,051,186
451	INTEREST IDLE FUNDS	* LINE TOTAL *		40,301	5.06	29,325	2.79	797,244	1,051,186
452	OUTGOING TRANSFERS			64,000	3.26		.00	1,961,858	2,123,511
452	OUTGOING TRANSFERS	* LINE TOTAL *		64,000	3.26		.00	1,961,858	2,123,511
452	UNENCUMBERED CASH			257,283	13.11	277,490	13.07	1,961,858	2,123,511
452	UNENCUMBERED CASH	SPECIAL EDUCATION		29,889	1.52	50,729	2.39	1,961,858	2,123,511
452	UNENCUMBERED CASH	DRIVER TRAINING		16,614	.85	18,761	.88	1,961,858	2,123,511
452	UNENCUMBERED CASH	FOOD SERVICES		58,153	2.96	64,731	3.05	1,961,858	2,123,511
452	UNENCUMBERED CASH	CAPITAL OUTLAY		555,320	28.31	569,856	26.84	1,961,858	2,123,511
452	UNENCUMBERED CASH	TRANSPORTATION		123,102	6.27	142,934	6.73	1,961,858	2,123,511
452	UNENCUMBERED CASH	* LINE TOTAL *		1,040,361	53.03	1,124,501	52.95	1,961,858	2,123,511
452	INTEREST IDLE FUNDS	SPECIAL EDUCATION		50,000	2.55	40,000	1.88	1,961,858	2,123,511
452	INTEREST IDLE FUNDS	DRIVER TRAINING		15,000	.76	15,000	.71	1,961,858	2,123,511
452	INTEREST IDLE FUNDS	FOOD SERVICES		26,000	1.33	39,000	1.84	1,961,858	2,123,511
452	INTEREST IDLE FUNDS	CAPITAL OUTLAY		24,363	1.24		.00	1,961,858	2,123,511
452	INTEREST IDLE FUNDS	TRANSPORTATION			.00	15,000	.71	1,961,858	2,123,511
452	INTEREST IDLE FUNDS	* LINE TOTAL *		115,363	5.88	109,000	5.13	1,961,858	2,123,511

KNEA LISTING		SPECIAL FUNDS		84-85	PCT OF	85-86	PCT OF	84-85 GEN FUND	85-86 GEN FUND
USD	LINE	FUND		ACTUAL	TOTAL	BUDGET	TOTAL	ACTUAL TOTAL	BUDGET TOTAL
	453	OUTGOING TRANSFERS		560,000	5.63	430,000	4.09	9,947,185	10,503,683
	453	OUTGOING TRANSFERS	* LINE TOTAL *	560,000	5.63	430,000	4.09	9,947,185	10,503,683
	453	UNENCUMBERED CASH		1,759,053	17.68	1,704,021	16.22	9,947,185	10,503,376
	453	UNENCUMBERED CASH	SPECIAL EDUCATION	79,357	.80	130,809	1.25	9,947,185	10,503,376
	453	UNENCUMBERED CASH	COOP SPECIAL EDUC.	153,957	1.55	162,184	1.54	9,947,185	10,503,683
	453	UNENCUMBERED CASH	VOCATIONAL EDUC.	84,947	.85	105,844	1.01	9,947,185	10,503,683
	453	UNENCUMBERED CASH	DRIVER TRAINING	30,559	.31	30,481	.29	9,947,185	10,503,683
	453	UNENCUMBERED CASH	FOOD SERVICES	168,131	1.69	198,506	1.89	9,947,185	10,503,683
	453	UNENCUMBERED CASH	CAPITAL OUTLAY	806,867	8.11	1,011,070	9.63	9,947,185	10,503,683
	453	UNENCUMBERED CASH	TRANSPORTATION	4,163	.04	2,038	.02	9,947,185	10,503,683
	453	UNENCUMBERED CASH	ADULT SUPPLEMENTARY	47,419	.48	48,871	.47	9,947,185	10,503,683
	453	UNENCUMBERED CASH	* LINE TOTAL *	3,134,453	31.51	3,393,824	32.31	9,947,185	10,503,683
	453	INTEREST IDLE FUNDS	SPECIAL EDUCATION	40,002	.40	80,000	.76	9,947,185	10,503,683
	453	INTEREST IDLE FUNDS	CAPITAL OUTLAY	389,651	3.92	300,000	2.86	9,947,185	10,503,683
	453	INTEREST IDLE FUNDS	TRANSPORTATION	16,000	.16	20,000	.19	9,947,185	10,503,683
	453	INTEREST IDLE FUNDS	* LINE TOTAL *	445,653	4.48	400,000	3.81	9,947,185	10,503,683
	454	OUTGOING TRANSFERS		131,361	11.43	148,047	10.19	1,149,546	1,452,359
	454	OUTGOING TRANSFERS	* LINE TOTAL *	131,361	11.43	148,047	10.19	1,149,546	1,452,359
	454	UNENCUMBERED CASH		269,583	23.45	331,147	22.80	1,149,546	1,452,359
	454	UNENCUMBERED CASH	SPECIAL EDUCATION	21,190	1.84	22,727	1.56	1,149,546	1,452,359
	454	UNENCUMBERED CASH	VOCATIONAL EDUC.	15,433	1.34	3,372	.23	1,149,546	1,452,359
	454	UNENCUMBERED CASH	DRIVER TRAINING	1,826	.16	1,790	.12	1,149,546	1,452,359
	454	UNENCUMBERED CASH	FOOD SERVICES	32,777	2.85	23,809	1.64	1,149,546	1,452,359
	454	UNENCUMBERED CASH	CAPITAL OUTLAY	201,523	17.53	180,064	12.40	1,149,546	1,452,359
	454	UNENCUMBERED CASH	TRANSPORTATION	17,719	1.54	17,651	1.22	1,149,546	1,452,359
	454	UNENCUMBERED CASH	* LINE TOTAL *	560,051	48.72	580,560	39.97	1,149,546	1,452,359
	454	INTEREST IDLE FUNDS	DRIVER TRAINING		.00	1,000	.07	1,149,546	1,452,359
	454	INTEREST IDLE FUNDS	CAPITAL OUTLAY	53,351	4.64	32,000	2.20	1,149,546	1,452,359
	454	INTEREST IDLE FUNDS	* LINE TOTAL *	53,351	4.64	33,000	2.27	1,149,546	1,452,359
	455	OUTGOING TRANSFERS		108,000	13.93	83,195	9.78	775,100	850,455
	455	OUTGOING TRANSFERS	* LINE TOTAL *	108,000	13.93	83,195	9.78	775,100	850,455
	455	UNENCUMBERED CASH		155,590	20.07	199,594	23.47	775,100	850,455
	455	UNENCUMBERED CASH	SPECIAL EDUCATION	38,302	4.94	38,620	4.54	775,100	850,455
	455	UNENCUMBERED CASH	VOCATIONAL EDUC.	19,346	2.50	24,773	2.91	775,100	850,455
	455	UNENCUMBERED CASH	DRIVER TRAINING	22,054	2.85	21,051	2.48	775,100	850,455
	455	UNENCUMBERED CASH	FOOD SERVICES	21,147	2.73	21,732	2.56	775,100	850,455
	455	UNENCUMBERED CASH	CAPITAL OUTLAY	226,851	29.27	259,018	30.46	775,100	850,455
	455	UNENCUMBERED CASH	TRANSPORTATION	78,851	10.17	77,765	9.14	775,100	850,455
	455	UNENCUMBERED CASH	* LINE TOTAL *	562,141	72.52	642,553	75.55	775,100	850,455
	455	INTEREST IDLE FUNDS	VOCATIONAL EDUC.	612	.08		.00	775,100	850,455
	455	INTEREST IDLE FUNDS	CAPITAL OUTLAY	36,778	4.74	27,600	3.25	775,100	850,455
	455	INTEREST IDLE FUNDS	TRANSPORTATION	7,500	.97	5,000	.59	775,100	850,455
	455	INTEREST IDLE FUNDS	* LINE TOTAL *	44,890	5.79	32,600	3.83	775,100	850,455
	456	OUTGOING TRANSFERS		146,500	13.13	164,000	12.95	1,115,994	1,266,621
	456	OUTGOING TRANSFERS	* LINE TOTAL *	146,500	13.13	164,000	12.95	1,115,994	1,266,621
	456	UNENCUMBERED CASH		233,032	20.88	265,800	20.98	1,115,994	1,266,621
	456	UNENCUMBERED CASH	SPECIAL EDUCATION	21,657	1.94	23,779	1.88	1,115,994	1,266,621
	456	UNENCUMBERED CASH	VOCATIONAL EDUC.	14,044	1.26	15,522	1.23	1,115,994	1,266,621
	456	UNENCUMBERED CASH	DRIVER TRAINING	1,274	.11	1,570	.12	1,115,994	1,266,621
	456	UNENCUMBERED CASH	FOOD SERVICES	12,178	1.09	13,755	1.09	1,115,994	1,266,621
	456	UNENCUMBERED CASH	CAPITAL OUTLAY	129,469	11.60	75,477	5.96	1,115,994	1,266,621
	456	UNENCUMBERED CASH	TRANSPORTATION	20,737	1.86	22,857	1.80	1,115,994	1,266,621
	456	UNENCUMBERED CASH	* LINE TOTAL *	432,391	38.74	418,760	33.06	1,115,994	1,266,621
	456	INTEREST IDLE FUNDS	SPECIAL EDUCATION	1,209	.11	1,000	.08	1,115,994	1,266,621
	456	INTEREST IDLE FUNDS	VOCATIONAL EDUC.	2,191	.20	2,000	.16	1,115,994	1,266,621
	456	INTEREST IDLE FUNDS	DRIVER TRAINING	526	.05	500	.04	1,115,994	1,266,621
	456	INTEREST IDLE FUNDS	FOOD SERVICES	1,435	.13	5,000	.39	1,115,994	1,266,621
	456	INTEREST IDLE FUNDS	CAPITAL OUTLAY	21,364	1.91	20,000	1.58	1,115,994	1,266,621
	456	INTEREST IDLE FUNDS	TRANSPORTATION	3,041	.27	5,000	.39	1,115,994	1,266,621
	456	INTEREST IDLE FUNDS	* LINE TOTAL *	29,766	2.67	33,500	2.64	1,115,994	1,266,621
	457	OUTGOING TRANSFERS		1,130,744	8.54	841,039	5.70	13,237,113	14,756,376
	457	OUTGOING TRANSFERS	* LINE TOTAL *	1,130,744	8.54	841,039	5.70	13,237,113	14,756,376
	457	UNENCUMBERED CASH		1,105,452	8.35	1,170,948	7.94	13,237,113	14,756,376
	457	UNENCUMBERED CASH	SPECIAL EDUCATION	170,146	1.29	319,221	2.16	13,237,113	14,756,376
	457	UNENCUMBERED CASH	VOCATIONAL EDUC.	83,803	.63	76,893	.52	13,237,113	14,756,376
	457	UNENCUMBERED CASH	DRIVER TRAINING	24,849	.19	20,054	.14	13,237,113	14,756,376

KNEA LISTING		SPECIAL FUNDS		84-85	PCT OF	85-86	PCT OF	84-85 GEN FUND	85-86 GEN FUND
USD	LINE	FUND		ACTUAL	TOTAL	BUDGET	TOTAL	ACTUAL TOTAL	BUDGET TOTAL
457	UNENCUMBERED CASH	FOOD SERVICES		281,657	2.13	252,703	1.71	13,237,113	14,756,376
457	UNENCUMBERED CASH	CAPITAL OUTLAY		1,275,129	9.63	1,152,257	7.81	13,237,113	14,756,376
457	UNENCUMBERED CASH	TRANSPORTATION		234,437	1.77	196,687	1.33	13,237,113	14,756,376
457	UNENCUMBERED CASH	BILINGUAL EDUCATION		76,568	.58	77,080	.52	13,237,113	14,756,376
457	UNENCUMBERED CASH	* LINE TOTAL *		3,252,041	24.57	3,265,843	22.13	13,237,113	14,756,376
457	INTEREST IDLE FUNDS	SPECIAL EDUCATION		9,000	.07		.00	13,237,113	14,756,376
457	INTEREST IDLE FUNDS	VOCATIONAL EDUC.		30,224	.23		.00	13,237,113	14,756,376
457	INTEREST IDLE FUNDS	DRIVER TRAINING			.00	2,671	.02	13,237,113	14,756,376
457	INTEREST IDLE FUNDS	FOOD SERVICES			.00	57,588	.39	13,237,113	14,756,376
457	INTEREST IDLE FUNDS	CAPITAL OUTLAY		335,920	2.54	50,000	.34	13,237,113	14,756,376
457	INTEREST IDLE FUNDS	TRANSPORTATION		11,218	.08	24,000	.16	13,237,113	14,756,376
457	INTEREST IDLE FUNDS	BILINGUAL EDUCATION		42,370	.32	60,000	.41	13,237,113	14,756,376
457	INTEREST IDLE FUNDS	* LINE TOTAL *		428,732	3.24	194,259	1.32	13,237,113	14,756,376
458	OUTGOING TRANSFERS			196,449	6.59	301,440	8.35	2,982,640	3,607,980
458	OUTGOING TRANSFERS	* LINE TOTAL *		196,449	6.59	301,440	8.35	2,982,640	3,607,980
458	UNENCUMBERED CASH			478,952	16.06	805,760	22.33	2,982,640	3,607,980
458	UNENCUMBERED CASH	SPECIAL EDUCATION		101,450	3.40	29,474	.92	2,982,640	3,607,980
458	UNENCUMBERED CASH	VOCATIONAL EDUC.		46,773	1.57	36,810	1.02	2,982,640	3,607,980
458	UNENCUMBERED CASH	DRIVER TRAINING		8,864	.30	7,417	.21	2,982,640	3,607,980
458	UNENCUMBERED CASH	FOOD SERVICES		33,563	1.13	21,269	.59	2,982,640	3,607,980
458	UNENCUMBERED CASH	CAPITAL OUTLAY		1,528,522	51.25	1,844,643	51.13	2,982,640	3,607,980
458	UNENCUMBERED CASH	TRANSPORTATION		93,326	3.13	30,773	.85	2,982,640	3,607,980
458	UNENCUMBERED CASH	ADULT SUPPLEMENTARY		2,959	.10	1,636	.05	2,982,640	3,607,980
458	UNENCUMBERED CASH	* LINE TOTAL *		2,294,409	76.93	2,777,782	76.99	2,982,640	3,607,980
458	INTEREST IDLE FUNDS	CAPITAL OUTLAY		299,477	10.04	260,000	7.21	2,982,640	3,607,980
458	INTEREST IDLE FUNDS	* LINE TOTAL *		299,477	10.04	260,000	7.21	2,982,640	3,607,980
459	OUTGOING TRANSFERS			84,000	9.83	86,200	9.15	854,626	942,000
459	OUTGOING TRANSFERS	* LINE TOTAL *		84,000	9.83	86,200	9.15	854,626	942,000
459	UNENCUMBERED CASH			199,459	23.34	277,626	29.47	854,626	942,000
459	UNENCUMBERED CASH	SPECIAL EDUCATION		14,149	1.66	20,035	2.33	854,626	942,000
459	UNENCUMBERED CASH	COOP SPECIAL EDUC.			.00	4,430	.47	854,626	942,000
459	UNENCUMBERED CASH	VOCATIONAL EDUC.		5,822	.68	5,132	.54	854,626	942,000
459	UNENCUMBERED CASH	DRIVER TRAINING		3,841	.45	2,968	.32	854,626	942,000
459	UNENCUMBERED CASH	FOOD SERVICES		13,040	1.53	12,350	1.31	854,626	942,000
459	UNENCUMBERED CASH	CAPITAL OUTLAY		38,743	4.53	24,716	2.62	854,626	942,000
459	UNENCUMBERED CASH	TRANSPORTATION		32,717	3.83	23,536	2.50	854,626	942,000
459	UNENCUMBERED CASH	* LINE TOTAL *		307,771	36.01	370,793	39.36	854,626	942,000
459	INTEREST IDLE FUNDS	SPECIAL EDUCATION		2,245	.26	2,000	.21	854,626	942,000
459	INTEREST IDLE FUNDS	FOOD SERVICES		7,773	.91	10,000	1.06	854,626	942,000
459	INTEREST IDLE FUNDS	CAPITAL OUTLAY		11,755	1.38	12,000	1.27	854,626	942,000
459	INTEREST IDLE FUNDS	TRANSPORTATION		5,995	.70		.00	854,626	942,000
459	INTEREST IDLE FUNDS	* LINE TOTAL *		27,768	3.25	24,000	2.55	854,626	942,000
460	OUTGOING TRANSFERS			205,000	9.00	249,000	9.10	2,278,100	2,737,599
460	OUTGOING TRANSFERS	* LINE TOTAL *		205,000	9.00	249,000	9.10	2,278,100	2,737,599
460	UNENCUMBERED CASH			238,731	10.48	250,869	9.16	2,278,100	2,737,599
460	UNENCUMBERED CASH	SPECIAL EDUCATION		23,296	1.02	15,480	.57	2,278,100	2,737,599
460	UNENCUMBERED CASH	VOCATIONAL EDUC.		15,923	.70	12,634	.46	2,278,100	2,737,599
460	UNENCUMBERED CASH	DRIVER TRAINING		6,177	.27	6,195	.23	2,278,100	2,737,599
460	UNENCUMBERED CASH	FOOD SERVICES		23,939	1.05	24,641	.90	2,278,100	2,737,599
460	UNENCUMBERED CASH	CAPITAL OUTLAY		24,969	1.10	70,931	2.59	2,278,100	2,737,599
460	UNENCUMBERED CASH	TRANSPORTATION		12,868	.56	13,882	.51	2,278,100	2,737,599
460	UNENCUMBERED CASH	ADULT SUPPLEMENTARY		1,697	.07	1,675	.06	2,278,100	2,737,599
460	UNENCUMBERED CASH	BILINGUAL EDUCATION		61	.00	61	.00	2,278,100	2,737,599
460	UNENCUMBERED CASH	* LINE TOTAL *		347,661	15.26	396,368	14.48	2,278,100	2,737,599
460	INTEREST IDLE FUNDS	CAPITAL OUTLAY		29,433	1.29	25,000	.91	2,278,100	2,737,599
460	INTEREST IDLE FUNDS	TRANSPORTATION		17,132	.75	26,158	.96	2,278,100	2,737,599
460	INTEREST IDLE FUNDS	ADULT SUPPLEMENTARY		9,231	.41	9,500	.35	2,278,100	2,737,599
460	INTEREST IDLE FUNDS	* LINE TOTAL *		55,796	2.45	60,658	2.22	2,278,100	2,737,599
461	OUTGOING TRANSFERS			289,570	12.76	231,206	7.94	2,269,796	2,910,311
461	OUTGOING TRANSFERS	* LINE TOTAL *		289,570	12.76	231,206	7.94	2,269,796	2,910,311
461	UNENCUMBERED CASH			565,275	24.90	677,498	23.28	2,269,796	2,910,311
461	UNENCUMBERED CASH	SPECIAL EDUCATION		8,779	.39	6,841	.24	2,269,796	2,910,311
461	UNENCUMBERED CASH	VOCATIONAL EDUC.		4,043	.18	5,502	.19	2,269,796	2,910,311
461	UNENCUMBERED CASH	DRIVER TRAINING		6,834	.30	5,230	.18	2,269,796	2,910,311
461	UNENCUMBERED CASH	FOOD SERVICES		21,625	.95	19,528	.67	2,269,796	2,910,311
461	UNENCUMBERED CASH	CAPITAL OUTLAY		837,440	36.89	1,126,668	38.71	2,269,796	2,910,311
461	UNENCUMBERED CASH	TRANSPORTATION		13,339	.59	35,987	1.24	2,269,796	2,910,311

KNEA LISTING		SPECIAL FUNDS		84-85	PCT OF	85-86	PCT OF	84-85 GEN FUND	85-86 GEN FUND
USD	LINE	FUND		ACTUAL	TOTAL	BUDGET	TOTAL	ACTUAL TOTAL	BUDGET TOTAL
461	UNENCUMBERED CASH	ADULT EDUCATION		649	.03	649	.02	2,269,796	2,910,311
461	UNENCUMBERED CASH	* LINE TOTAL *		1,457,984	64.23	1,877,903	64.53	2,269,796	2,910,311
461	INTEREST IDLE FUNDS	CAPITAL OUTLAY		165,640	7.30	170,000	5.84	2,269,796	2,910,311
461	INTEREST IDLE FUNDS	* LINE TOTAL *		165,640	7.30	170,000	5.84	2,269,796	2,910,311
462	OUTGOING TRANSFERS			206,600	15.64	29,440	2.06	1,320,828	1,432,000
462	OUTGOING TRANSFERS	* LINE TOTAL *		206,600	15.64	29,440	2.06	1,320,828	1,432,000
462	UNENCUMBERED CASH			200,167	15.15	301,064	21.02	1,320,828	1,432,000
462	UNENCUMBERED CASH	SPECIAL EDUCATION		33,399	2.53	43,637	3.05	1,320,828	1,432,000
462	UNENCUMBERED CASH	VOCATIONAL EDUC.		28,077	2.13	35,468	2.48	1,320,828	1,432,000
462	UNENCUMBERED CASH	DRIVER TRAINING		5,761	.44	10,815	.76	1,320,828	1,432,000
462	UNENCUMBERED CASH	FOOD SERVICES		44,066	3.34	64,573	4.51	1,320,828	1,432,000
462	UNENCUMBERED CASH	CAPITAL OUTLAY		132,702	10.05	218,385	15.25	1,320,828	1,432,000
462	UNENCUMBERED CASH	TRANSPORTATION		83,125	6.29	103,939	7.26	1,320,828	1,432,000
462	UNENCUMBERED CASH	* LINE TOTAL *		527,297	39.92	777,881	54.32	1,320,828	1,432,000
462	INTEREST IDLE FUNDS	CAPITAL OUTLAY		50,700	3.84	35,411	2.47	1,320,828	1,432,000
462	INTEREST IDLE FUNDS	* LINE TOTAL *		50,700	3.84	35,411	2.47	1,320,828	1,432,000
463	OUTGOING TRANSFERS			68,000	5.96	70,500	5.30	1,141,296	1,330,870
463	OUTGOING TRANSFERS	* LINE TOTAL *		68,000	5.96	70,500	5.30	1,141,296	1,330,870
463	UNENCUMBERED CASH			150,267	13.17	198,269	14.90	1,141,296	1,330,870
463	UNENCUMBERED CASH	SPECIAL EDUCATION		5,870	.51	6,860	.52	1,141,296	1,330,870
463	UNENCUMBERED CASH	VOCATIONAL EDUC.		5,288	.46	4,118	.31	1,141,296	1,330,870
463	UNENCUMBERED CASH	DRIVER TRAINING		2,994	.26	2,635	.20	1,141,296	1,330,870
463	UNENCUMBERED CASH	FOOD SERVICES		25,331	2.22	19,142	1.44	1,141,296	1,330,870
463	UNENCUMBERED CASH	CAPITAL OUTLAY		186,594	16.35	196,842	14.79	1,141,296	1,330,870
463	UNENCUMBERED CASH	TRANSPORTATION		28,273	2.48	29,848	2.24	1,141,296	1,330,870
463	UNENCUMBERED CASH	* LINE TOTAL *		404,617	35.45	457,714	34.39	1,141,296	1,330,870
463	INTEREST IDLE FUNDS	FOOD SERVICES		13,792	1.21	9,200	.69	1,141,296	1,330,870
463	INTEREST IDLE FUNDS	CAPITAL OUTLAY		5,292	.46	3,528	.27	1,141,296	1,330,870
463	INTEREST IDLE FUNDS	TRANSPORTATION		17,372	1.52	11,600	.87	1,141,296	1,330,870
463	INTEREST IDLE FUNDS	* LINE TOTAL *		36,456	3.19	24,328	1.83	1,141,296	1,330,870
464	OUTGOING TRANSFERS			355,000	10.89	460,443	11.74	3,259,620	3,921,925
464	OUTGOING TRANSFERS	* LINE TOTAL *		355,000	10.89	460,443	11.74	3,259,620	3,921,925
464	UNENCUMBERED CASH			628,836	19.29	800,324	20.41	3,259,620	3,921,925
464	UNENCUMBERED CASH	SPECIAL EDUCATION		112,134	3.44	89,293	2.28	3,259,620	3,921,925
464	UNENCUMBERED CASH	VOCATIONAL EDUC.		75,019	2.30	76,513	1.95	3,259,620	3,921,925
464	UNENCUMBERED CASH	DRIVER TRAINING		9,237	.28	13,710	.35	3,259,620	3,921,925
464	UNENCUMBERED CASH	FOOD SERVICES		31,374	.96	21,344	.54	3,259,620	3,921,925
464	UNENCUMBERED CASH	CAPITAL OUTLAY		461,286	14.15	541,053	13.80	3,259,620	3,921,925
464	UNENCUMBERED CASH	TRANSPORTATION		51,282	1.57	53,778	1.37	3,259,620	3,921,925
464	UNENCUMBERED CASH	* LINE TOTAL *		1,369,168	42.00	1,596,015	40.69	3,259,620	3,921,925
464	INTEREST IDLE FUNDS	CAPITAL OUTLAY		167,961	5.15	150,000	3.82	3,259,620	3,921,925
464	INTEREST IDLE FUNDS	* LINE TOTAL *		167,961	5.15	150,000	3.82	3,259,620	3,921,925
465	OUTGOING TRANSFERS			289,842	5.59	331,206	5.82	5,182,291	5,691,300
465	OUTGOING TRANSFERS	* LINE TOTAL *		289,842	5.59	331,206	5.82	5,182,291	5,691,300
465	UNENCUMBERED CASH			379,879	7.33	647,602	11.38	5,182,291	5,691,300
465	UNENCUMBERED CASH	SPECIAL EDUCATION		5,781	.11	74	.00	5,182,291	5,691,300
465	UNENCUMBERED CASH	COOP SPECIAL EDUC.		316,764	6.11	372,864	6.55	5,182,291	5,691,300
465	UNENCUMBERED CASH	VOCATIONAL EDUC.			.00	2,610	.05	5,182,291	5,691,300
465	UNENCUMBERED CASH	DRIVER TRAINING		2,393	.05	386	.01	5,182,291	5,691,300
465	UNENCUMBERED CASH	FOOD SERVICES		23,354	.45	183	.00	5,182,291	5,691,300
465	UNENCUMBERED CASH	CAPITAL OUTLAY		152,800	2.95	59,930	1.05	5,182,291	5,691,300
465	UNENCUMBERED CASH	TRANSPORTATION		5,354	.10	1,636	.03	5,182,291	5,691,300
465	UNENCUMBERED CASH	BILINGUAL EDUCATION		7,728	.15	8,406	.15	5,182,291	5,691,300
465	UNENCUMBERED CASH	* LINE TOTAL *		894,053	17.25	1,093,691	19.22	5,182,291	5,691,300
465	INTEREST IDLE FUNDS	SPECIAL EDUCATION		90,560	1.75	90,000	1.58	5,182,291	5,691,300
465	INTEREST IDLE FUNDS	VOCATIONAL EDUC.		25,892	.50	26,000	.46	5,182,291	5,691,300
465	INTEREST IDLE FUNDS	CAPITAL OUTLAY		6,082	.12		.00	5,182,291	5,691,300
465	INTEREST IDLE FUNDS	BILINGUAL EDUCATION		25,000	.48	25,000	.44	5,182,291	5,691,300
465	INTEREST IDLE FUNDS	* LINE TOTAL *		147,534	2.85	141,000	2.48	5,182,291	5,691,300
466	OUTGOING TRANSFERS			269,300	8.12	280,000	7.44	3,315,354	3,761,562
466	OUTGOING TRANSFERS	* LINE TOTAL *		269,300	8.12	280,000	7.44	3,315,354	3,761,562
466	UNENCUMBERED CASH			931,310	28.09	852,662	22.67	3,315,354	3,761,562
466	UNENCUMBERED CASH	SPECIAL EDUCATION		19,546	.59	18,644	.50	3,315,354	3,761,562
466	UNENCUMBERED CASH	VOCATIONAL EDUC.		13,698	.41	12,613	.34	3,315,354	3,761,562

KNEA LISTING SPECIAL FUNDS			84-85	PCT OF	85-86	PCT OF	84-85 GEN FUND	85-86 GEN FUND
USD	LINE	FUND	ACTUAL	TOTAL	BUDGET	TOTAL	ACTUAL TOTAL	BUDGET TOTAL
466	UNENCUMBERED CASH	DRIVER TRAINING	12,159	.37	9,167	.24	3,315,354	3,761,562
466	UNENCUMBERED CASH	FOOD SERVICES	39,979	1.21	49,365	1.31	3,315,354	3,761,562
466	UNENCUMBERED CASH	CAPITAL OUTLAY	559,952	16.89	672,617	17.88	3,315,354	3,761,562
466	UNENCUMBERED CASH	TRANSPORTATION	92,187	2.99	148,293	3.94	3,315,354	3,761,562
466	UNENCUMBERED CASH	* LINE TOTAL *	1,675,841	50.55	1,763,361	46.88	3,315,354	3,761,562
466	INTEREST IDLE FUNDS	SPECIAL EDUCATION	7,000	.21	7,500	.20	3,315,354	3,761,562
466	INTEREST IDLE FUNDS	CAPITAL OUTLAY	191,232	5.77	100,000	2.66	3,315,354	3,761,562
466	INTEREST IDLE FUNDS	TRANSPORTATION		.00	35,000	.93	3,315,354	3,761,562
466	INTEREST IDLE FUNDS	* LINE TOTAL *	198,232	5.98	142,500	3.79	3,315,354	3,761,562
467	OUTGOING TRANSFERS		92,500	4.79	110,000	4.99	1,930,385	2,205,286
467	OUTGOING TRANSFERS	* LINE TOTAL *	92,500	4.79	110,000	4.99	1,930,385	2,205,286
467	UNENCUMBERED CASH		360,705	18.69	498,529	22.61	1,930,385	2,205,286
467	UNENCUMBERED CASH	SPECIAL EDUCATION	85,653	4.44	102,791	4.66	1,930,385	2,205,286
467	UNENCUMBERED CASH	VOCATIONAL EDUC.	35,541	1.84	27,404	1.24	1,930,385	2,205,286
467	UNENCUMBERED CASH	DRIVER TRAINING	14,611	.76	13,179	.60	1,930,385	2,205,286
467	UNENCUMBERED CASH	FOOD SERVICES	20,196	1.05	19,119	.87	1,930,385	2,205,286
467	UNENCUMBERED CASH	CAPITAL OUTLAY	257,528	13.34	265,500	12.04	1,930,385	2,205,286
467	UNENCUMBERED CASH	TRANSPORTATION	174,173	9.02	149,056	6.76	1,930,385	2,205,286
467	UNENCUMBERED CASH	* LINE TOTAL *	948,407	49.13	1,075,578	48.77	1,930,385	2,205,286
467	INTEREST IDLE FUNDS	SPECIAL EDUCATION	33,028	1.71		.00	1,930,385	2,205,286
467	INTEREST IDLE FUNDS	VOCATIONAL EDUC.	7,588	.39		.00	1,930,385	2,205,286
467	INTEREST IDLE FUNDS	FOOD SERVICES	8,650	.45	6,000	.27	1,930,385	2,205,286
467	INTEREST IDLE FUNDS	CAPITAL OUTLAY	58,145	3.01	50,000	2.27	1,930,385	2,205,286
467	INTEREST IDLE FUNDS	TRANSPORTATION	24,853	1.29		.00	1,930,385	2,205,286
467	INTEREST IDLE FUNDS	* LINE TOTAL *	132,264	6.85	56,000	2.54	1,930,385	2,205,286
468	OUTGOING TRANSFERS		54,901	11.06	48,000	7.34	496,236	653,628
468	OUTGOING TRANSFERS	* LINE TOTAL *	54,901	11.06	48,000	7.34	496,236	653,628
468	UNENCUMBERED CASH		64,624	13.02	137,557	21.05	496,236	653,628
468	UNENCUMBERED CASH	SPECIAL EDUCATION		.00	7,523	1.15	496,236	653,628
468	UNENCUMBERED CASH	DRIVER TRAINING		.00	722	.11	496,236	653,628
468	UNENCUMBERED CASH	FOOD SERVICES	330	.07	2,863	.44	496,236	653,628
468	UNENCUMBERED CASH	CAPITAL OUTLAY	9,226	1.86	28,030	4.29	496,236	653,628
468	UNENCUMBERED CASH	TRANSPORTATION		.00	2,246	.34	496,236	653,628
468	UNENCUMBERED CASH	* LINE TOTAL *	74,180	14.95	178,941	27.38	496,236	653,628
468	INTEREST IDLE FUNDS	SPECIAL EDUCATION	3,722	.75	18,377	2.81	496,236	653,628
468	INTEREST IDLE FUNDS	DRIVER TRAINING		.00	4,028	.62	496,236	653,628
468	INTEREST IDLE FUNDS	FOOD SERVICES	159	.03	12,341	1.89	496,236	653,628
468	INTEREST IDLE FUNDS	CAPITAL OUTLAY		.00	50,000	7.65	496,236	653,628
468	INTEREST IDLE FUNDS	TRANSPORTATION	14,487	2.92	35,000	5.35	496,236	653,628
468	INTEREST IDLE FUNDS	* LINE TOTAL *	18,368	3.70	119,746	18.32	496,236	653,628
469	OUTGOING TRANSFERS		267,506	8.01	266,870	6.52	3,339,358	4,093,592
469	OUTGOING TRANSFERS	* LINE TOTAL *	267,506	8.01	266,870	6.52	3,339,358	4,093,592
469	UNENCUMBERED CASH		818,919	24.52	1,088,303	26.59	3,339,358	4,093,592
469	UNENCUMBERED CASH	SPECIAL EDUCATION	194,314	5.82	186,239	4.55	3,339,358	4,093,592
469	UNENCUMBERED CASH	VOCATIONAL EDUC.	37,593	1.13	50,993	1.25	3,339,358	4,093,592
469	UNENCUMBERED CASH	DRIVER TRAINING	40,626	1.22	34,319	.84	3,339,358	4,093,592
469	UNENCUMBERED CASH	FOOD SERVICES	190,904	5.72	160,779	3.93	3,339,358	4,093,592
469	UNENCUMBERED CASH	CAPITAL OUTLAY	1,370,608	41.04	1,656,519	40.47	3,339,358	4,093,592
469	UNENCUMBERED CASH	TRANSPORTATION	216,306	6.48	226,432	5.53	3,339,358	4,093,592
469	UNENCUMBERED CASH	* LINE TOTAL *	2,869,270	85.92	3,403,584	83.14	3,339,358	4,093,592
469	INTEREST IDLE FUNDS	CAPITAL OUTLAY	322,915	9.67	200,000	4.89	3,339,358	4,093,592
469	INTEREST IDLE FUNDS	* LINE TOTAL *	322,915	9.67	200,000	4.89	3,339,358	4,093,592
470	OUTGOING TRANSFERS		295,000	4.29	182,780	2.42	6,879,610	7,545,510
470	OUTGOING TRANSFERS	* LINE TOTAL *	295,000	4.29	182,780	2.42	6,879,610	7,545,510
470	UNENCUMBERED CASH		963,311	14.00	1,002,917	13.29	6,879,610	7,545,510
470	UNENCUMBERED CASH	SPECIAL EDUCATION	109,434	1.59	102,134	1.35	6,879,610	7,545,510
470	UNENCUMBERED CASH	VOCATIONAL EDUC.	73,401	1.07	9,641	.13	6,879,610	7,545,510
470	UNENCUMBERED CASH	DRIVER TRAINING	78,781	1.15	73,162	.97	6,879,610	7,545,510
470	UNENCUMBERED CASH	FOOD SERVICES	58,121	.84	4,287	.06	6,879,610	7,545,510
470	UNENCUMBERED CASH	CAPITAL OUTLAY	717,979	10.44	426,493	5.65	6,879,610	7,545,510
470	UNENCUMBERED CASH	TRANSPORTATION	145,384	2.11	121,576	1.51	6,879,610	7,545,510
470	UNENCUMBERED CASH	* LINE TOTAL *	2,146,411	31.20	1,740,210	23.06	6,879,610	7,545,510
470	INTEREST IDLE FUNDS	SPECIAL EDUCATION	140,000	2.03	125,000	1.66	6,879,610	7,545,510
470	INTEREST IDLE FUNDS	VOCATIONAL EDUC.		.00	20,000	.27	6,879,610	7,545,510
470	INTEREST IDLE FUNDS	FOOD SERVICES	60,000	.87	50,000	.66	6,879,610	7,545,510
470	INTEREST IDLE FUNDS	CAPITAL OUTLAY	90,054	1.31	100,000	1.33	6,879,610	7,545,510

KNEA LISTING SPECIAL FUNDS

USO	LINE	FUND	84-85 ACTUAL	PCT OF TOTAL	85-86 BUDGET	PCT OF TOTAL	84-85 GEN FUND ACTUAL TOTAL	85-86 GEN FUND BUDGET TOTAL
470	INTEREST IDLE FUNDS	* LINE TOTAL *	290,054	4.22	295,000	3.91	6,879,510	7,545,510
471	OUTGOING TRANSFERS		9,341	1.50	47,560	6.77	621,625	703,029
471	OUTGOING TRANSFERS	* LINE TOTAL *	9,341	1.50	47,560	6.77	621,625	703,029
471	UNENCUMBERED CASH		260,089	41.84	311,743	44.34	621,625	703,029
471	UNENCUMBERED CASH	SPECIAL EDUCATION		.00	2,897	.41	621,625	703,029
471	UNENCUMBERED CASH	VOCATIONAL EDUC.		.00	2,302	.33	621,625	703,029
471	UNENCUMBERED CASH	DRIVER TRAINING	1,176	.19	1,679	.24	621,625	703,029
471	UNENCUMBERED CASH	FOOD SERVICES	9,619	1.55	8,065	1.15	621,625	703,029
471	UNENCUMBERED CASH	CAPITAL OUTLAY	131,495	21.15	149,194	21.22	621,625	703,029
471	UNENCUMBERED CASH	TRANSPORTATION	31,527	5.07	38,832	5.52	621,625	703,029
471	UNENCUMBERED CASH	ADULT EDUCATION	1,220	.20	569	.08	621,625	703,029
471	UNENCUMBERED CASH	* LINE TOTAL *	435,126	70.00	515,281	73.29	621,625	703,029
471	INTEREST IDLE FUNDS	SPECIAL EDUCATION	20,177	3.25		.00	621,625	703,029
471	INTEREST IDLE FUNDS	VOCATIONAL EDUC.	23,680	3.81		.00	621,625	703,029
471	INTEREST IDLE FUNDS	CAPITAL OUTLAY	10,225	1.64	35,000	4.98	621,625	703,029
471	INTEREST IDLE FUNDS	* LINE TOTAL *	54,082	8.70	35,000	4.98	621,625	703,029
473	OUTGOING TRANSFERS		374,300	10.76	320,000	8.58	3,477,962	3,730,000
473	OUTGOING TRANSFERS	* LINE TOTAL *	374,300	10.76	320,000	8.58	3,477,962	3,730,000
473	UNENCUMBERED CASH		589,858	16.96	637,926	17.10	3,477,962	3,730,000
473	UNENCUMBERED CASH	SPECIAL EDUCATION	153,682	4.42	178,280	4.78	3,477,962	3,730,000
473	UNENCUMBERED CASH	VOCATIONAL EDUC.	69,928	2.01	72,267	1.94	3,477,962	3,730,000
473	UNENCUMBERED CASH	DRIVER TRAINING	11,653	.34	10,984	.29	3,477,962	3,730,000
473	UNENCUMBERED CASH	FOOD SERVICES	77,982	2.24	91,673	2.46	3,477,962	3,730,000
473	UNENCUMBERED CASH	CAPITAL OUTLAY	229,986	6.61	303,830	8.15	3,477,962	3,730,000
473	UNENCUMBERED CASH	TRANSPORTATION	200,346	5.76	211,427	5.67	3,477,962	3,730,000
473	UNENCUMBERED CASH	ADULT SUPPLEMENTARY	109	.00	109	.00	3,477,962	3,730,000
473	UNENCUMBERED CASH	* LINE TOTAL *	1,333,544	38.34	1,506,496	40.39	3,477,962	3,730,000
473	INTEREST IDLE FUNDS	SPECIAL EDUCATION	70,000	2.01		.00	3,477,962	3,730,000
473	INTEREST IDLE FUNDS	VOCATIONAL EDUC.	20,000	.58	10,000	.27	3,477,962	3,730,000
473	INTEREST IDLE FUNDS	FOOD SERVICES	5,000	.14		.00	3,477,962	3,730,000
473	INTEREST IDLE FUNDS	CAPITAL OUTLAY	25,000	.72		.00	3,477,962	3,730,000
473	INTEREST IDLE FUNDS	TRANSPORTATION	57,735	1.66	10,000	.27	3,477,962	3,730,000
473	INTEREST IDLE FUNDS	* LINE TOTAL *	177,735	5.11	20,000	.54	3,477,962	3,730,000
474	OUTGOING TRANSFERS		59,000	7.09	55,000	6.40	832,516	859,400
474	OUTGOING TRANSFERS	* LINE TOTAL *	59,000	7.09	55,000	6.40	832,516	859,400
474	UNENCUMBERED CASH		203,354	24.43	209,378	24.36	832,516	859,400
474	UNENCUMBERED CASH	SPECIAL EDUCATION	34,068	4.09	32,277	3.76	832,516	859,400
474	UNENCUMBERED CASH	VOCATIONAL EDUC.	27,969	3.36	26,003	3.03	832,516	859,400
474	UNENCUMBERED CASH	DRIVER TRAINING	3,415	.41	5,862	.68	832,516	859,400
474	UNENCUMBERED CASH	FOOD SERVICES	22,940	2.76	38,890	4.53	832,516	859,400
474	UNENCUMBERED CASH	CAPITAL OUTLAY	112,334	13.49	111,807	13.01	832,516	859,400
474	UNENCUMBERED CASH	TRANSPORTATION	44,812	5.38	39,403	4.58	832,516	859,400
474	UNENCUMBERED CASH	* LINE TOTAL *	448,892	53.92	463,620	53.95	832,516	859,400
474	INTEREST IDLE FUNDS	FOOD SERVICES	29,582	3.55	15,000	1.75	832,516	859,400
474	INTEREST IDLE FUNDS	CAPITAL OUTLAY	25,104	3.02	30,000	3.49	832,516	859,400
474	INTEREST IDLE FUNDS	TRANSPORTATION		.00	21,000	2.44	832,516	859,400
474	INTEREST IDLE FUNDS	* LINE TOTAL *	54,686	6.57	66,000	7.68	832,516	859,400
475	OUTGOING TRANSFERS		780,000	5.01	1,090,000	6.17	15,573,785	17,663,858
475	OUTGOING TRANSFERS	* LINE TOTAL *	780,000	5.01	1,090,000	6.17	15,573,785	17,663,858
475	UNENCUMBERED CASH		6,856,253	44.02	7,094,213	40.16	15,573,785	17,663,858
475	UNENCUMBERED CASH	SPECIAL EDUCATION	258,653	1.66	48,086	.27	15,573,785	17,663,858
475	UNENCUMBERED CASH	VOCATIONAL EDUC.	41,380	.27	41,380	.23	15,573,785	17,663,858
475	UNENCUMBERED CASH	DRIVER TRAINING	97,274	.62	107,180	.61	15,573,785	17,663,858
475	UNENCUMBERED CASH	FOOD SERVICES	371,602	2.39	404,672	2.29	15,573,785	17,663,858
475	UNENCUMBERED CASH	CAPITAL OUTLAY	1,040,155	6.68	1,559,092	8.83	15,573,785	17,663,858
475	UNENCUMBERED CASH	TRANSPORTATION	566,741	3.64	444,206	2.51	15,573,785	17,663,858
475	UNENCUMBERED CASH	ADULT EDUCATION	15,564	.10	13,278	.08	15,573,785	17,663,858
475	UNENCUMBERED CASH	ADULT SUPPLEMENTARY	11,398	.07	17,852	.10	15,573,785	17,663,858
475	UNENCUMBERED CASH	* LINE TOTAL *	9,259,020	59.45	9,729,959	55.08	15,573,785	17,663,858
475	INTEREST IDLE FUNDS	SPECIAL EDUCATION	100,000	.64	150,000	.85	15,573,785	17,663,858
475	INTEREST IDLE FUNDS	CAPITAL OUTLAY	877,796	5.64	760,000	4.30	15,573,785	17,663,858
475	INTEREST IDLE FUNDS	* LINE TOTAL *	977,796	6.28	910,000	5.15	15,573,785	17,663,858
476	OUTGOING TRANSFERS		76,260	10.00	68,968	8.24	762,542	836,568
476	OUTGOING TRANSFERS	* LINE TOTAL *	76,260	10.00	68,968	8.24	762,542	836,568
476	UNENCUMBERED CASH		111,784	14.66	182,393	21.80	762,542	836,568

KNEA LISTING SPECIAL FUNDS

USD	LINE	FUND	84-85 ACTUAL	PCT OF TOTAL	85-86 BUDGET	PCT OF TOTAL	84-85 GEN FUND ACTUAL	85-86 GEN FUND BUDGET
476	UNENCUMBERED CASH	SPECIAL EDUCATION	4,931	.65	26,239	3.14	762,542	836,568
476	UNENCUMBERED CASH	VOCATIONAL EDUC.	2,056	.37	2,856	.34	762,542	836,568
476	UNENCUMBERED CASH	DRIVER TRAINING	229	.03	322	.04	762,542	836,568
476	UNENCUMBERED CASH	FOOD SERVICES	8,192	1.07	14,434	1.73	762,542	836,568
476	UNENCUMBERED CASH	CAPITAL OUTLAY	61,132	8.02	63,167	7.55	762,542	836,568
476	UNENCUMBERED CASH	TRANSPORTATION	464	.06	23,143	2.77	762,542	836,568
476	UNENCUMBERED CASH	* LINE TOTAL *	189,588	24.86	312,554	37.36	762,542	836,568
476	INTEREST IDLE FUNDS	FOOD SERVICES	33,157	4.35	30,000	3.59	762,542	836,568
476	INTEREST IDLE FUNDS	* LINE TOTAL *	33,157	4.35	30,000	3.59	762,542	836,568
477	OUTGOING TRANSFERS		82,106	11.44	95,218	11.08	717,954	859,455
477	OUTGOING TRANSFERS	* LINE TOTAL *	82,106	11.44	95,218	11.08	717,954	859,455
477	UNENCUMBERED CASH		94,725	13.19	138,982	16.17	717,954	859,455
477	UNENCUMBERED CASH	SPECIAL EDUCATION	8,384	1.17	26,881	3.13	717,954	859,455
477	UNENCUMBERED CASH	FOOD SERVICES	13,132	1.83	22,866	2.66	717,954	859,455
477	UNENCUMBERED CASH	CAPITAL OUTLAY	64,213	8.94	100,274	11.67	717,954	859,455
477	UNENCUMBERED CASH	TRANSPORTATION	12,147	1.69	6,759	.79	717,954	859,455
477	UNENCUMBERED CASH	* LINE TOTAL *	192,601	26.83	295,762	34.41	717,954	859,455
477	INTEREST IDLE FUNDS	SPECIAL EDUCATION		.00	719	.08	717,954	859,455
477	INTEREST IDLE FUNDS	DRIVER TRAINING	1,327	.18	3,230	.38	717,954	859,455
477	INTEREST IDLE FUNDS	FOOD SERVICES	11,657	1.63	397	.05	717,954	859,455
477	INTEREST IDLE FUNDS	CAPITAL OUTLAY	31,000	4.32	20,726	2.41	717,954	859,455
477	INTEREST IDLE FUNDS	TRANSPORTATION		.00	11,245	1.31	717,954	859,455
477	INTEREST IDLE FUNDS	* LINE TOTAL *	43,994	6.13	36,317	4.23	717,954	859,455
479	OUTGOING TRANSFERS		83,000	8.47	66,500	5.84	979,558	1,138,000
479	OUTGOING TRANSFERS	* LINE TOTAL *	83,000	8.47	66,500	5.84	979,558	1,138,000
479	UNENCUMBERED CASH		192,949	19.70	261,249	22.96	979,558	1,138,000
479	UNENCUMBERED CASH	SPECIAL EDUCATION	35,246	3.60	38,206	3.36	979,558	1,138,000
479	UNENCUMBERED CASH	VOCATIONAL EDUC.	34,138	3.49	2,134	.19	979,558	1,138,000
479	UNENCUMBERED CASH	DRIVER TRAINING	3,804	.39	6,089	.54	979,558	1,138,000
479	UNENCUMBERED CASH	FOOD SERVICES	39,874	4.07	43,028	3.78	979,558	1,138,000
479	UNENCUMBERED CASH	CAPITAL OUTLAY	164,113	16.75	162,413	14.27	979,558	1,138,000
479	UNENCUMBERED CASH	TRANSPORTATION	97,210	9.92	95,994	8.44	979,558	1,138,000
479	UNENCUMBERED CASH	* LINE TOTAL *	567,334	57.92	609,113	53.52	979,558	1,138,000
479	INTEREST IDLE FUNDS	SPECIAL EDUCATION	4,380	.45		.00	979,558	1,138,000
479	INTEREST IDLE FUNDS	VOCATIONAL EDUC.	11,874	1.21		.00	979,558	1,138,000
479	INTEREST IDLE FUNDS	DRIVER TRAINING	1,516	.15		.00	979,558	1,138,000
479	INTEREST IDLE FUNDS	FOOD SERVICES	6,491	.66		.00	979,558	1,138,000
479	INTEREST IDLE FUNDS	CAPITAL OUTLAY	37,255	3.80	50,000	4.39	979,558	1,138,000
479	INTEREST IDLE FUNDS	* LINE TOTAL *	61,516	6.28	50,000	4.39	979,558	1,138,000
480	OUTGOING TRANSFERS		1,036,853	12.41	819,775	9.15	8,358,256	8,962,660
480	OUTGOING TRANSFERS	* LINE TOTAL *	1,036,853	12.41	819,775	9.15	8,358,256	8,962,660
480	UNENCUMBERED CASH		923,425	11.05	1,009,390	11.26	8,358,256	8,962,660
480	UNENCUMBERED CASH	SPECIAL EDUCATION	57,688	.69	242,411	2.70	8,358,256	8,962,660
480	UNENCUMBERED CASH	VOCATIONAL EDUC.	207,845	2.49	281,806	3.14	8,358,256	8,962,660
480	UNENCUMBERED CASH	DRIVER TRAINING	38,431	.46	25,085	.28	8,358,256	8,962,660
480	UNENCUMBERED CASH	FOOD SERVICES	1,678	.02	312	.00	8,358,256	8,962,660
480	UNENCUMBERED CASH	CAPITAL OUTLAY	1,050,036	12.56	1,188,056	13.26	8,358,256	8,962,660
480	UNENCUMBERED CASH	TRANSPORTATION	161,763	1.94	245,808	2.74	8,358,256	8,962,660
480	UNENCUMBERED CASH	* LINE TOTAL *	2,440,866	29.20	2,992,868	33.39	8,358,256	8,962,660
480	INTEREST IDLE FUNDS	VOCATIONAL EDUC.	23,033	.28	12,000	.13	8,358,256	8,962,660
480	INTEREST IDLE FUNDS	DRIVER TRAINING		.00	11,677	.13	8,358,256	8,962,660
480	INTEREST IDLE FUNDS	FOOD SERVICES	31,866	.38	29,515	.33	8,358,256	8,962,660
480	INTEREST IDLE FUNDS	CAPITAL OUTLAY	1,268	.02		.00	8,358,256	8,962,660
480	INTEREST IDLE FUNDS	TRANSPORTATION	302,820	3.62	144,213	1.61	8,358,256	8,962,660
480	INTEREST IDLE FUNDS	* LINE TOTAL *	358,987	4.29	197,405	2.20	8,358,256	8,962,660
481	OUTGOING TRANSFERS		113,336	8.46	138,716	9.37	1,339,581	1,480,981
481	OUTGOING TRANSFERS	* LINE TOTAL *	113,336	8.46	138,716	9.37	1,339,581	1,480,981
481	UNENCUMBERED CASH		168,391	12.57	237,201	16.02	1,339,581	1,480,981
481	UNENCUMBERED CASH	SPECIAL EDUCATION	31,436	2.35	31,782	2.15	1,339,581	1,480,981
481	UNENCUMBERED CASH	VOCATIONAL EDUC.	17,384	1.30	17,384	1.17	1,339,581	1,480,981
481	UNENCUMBERED CASH	DRIVER TRAINING	3,481	.26	5,144	.35	1,339,581	1,480,981
481	UNENCUMBERED CASH	FOOD SERVICES	28,018	2.09	28,803	1.94	1,339,581	1,480,981
481	UNENCUMBERED CASH	CAPITAL OUTLAY	101,782	7.60	33,914	2.29	1,339,581	1,480,981
481	UNENCUMBERED CASH	TRANSPORTATION	70,112	5.23	91,823	6.20	1,339,581	1,480,981
481	UNENCUMBERED CASH	* LINE TOTAL *	420,604	31.40	446,051	30.12	1,339,581	1,480,981
481	INTEREST IDLE FUNDS	TRANSPORTATION	43,865	3.27	25,000	1.69	1,339,581	1,480,981
481	INTEREST IDLE FUNDS	* LINE TOTAL *	43,865	3.27	25,000	1.69	1,339,581	1,480,981

KNEA LISTING SPECIAL FUNDS

USD LINE	FUND	84-85 ACTUAL	PCT OF TOTAL	85-86 BUDGET	PCT OF TOTAL	84-85 GEN FUND ACTUAL	85-86 GEN FUND BUDGET
482	OUTGOING TRANSFERS	49,050	3.65	78,000	5.01	1,344,635	1,556,490
482	OUTGOING TRANSFERS * LINE TOTAL *	49,050	3.65	78,000	5.01	1,344,635	1,556,490
482	UNENCUMBERED CASH	207,302	21.37	331,904	21.32	1,344,635	1,556,490
482	UNENCUMBERED CASH SPECIAL EDUCATION	43,466	3.23	37,121	2.36	1,344,635	1,556,490
482	UNENCUMBERED CASH DRIVER TRAINING	4,662	.35	6,432	.41	1,344,635	1,556,490
482	UNENCUMBERED CASH FOOD SERVICES	29,568	2.20	29,023	1.86	1,344,635	1,556,490
482	UNENCUMBERED CASH CAPITAL OUTLAY	68,674	5.11	38,994	2.51	1,344,635	1,556,490
482	UNENCUMBERED CASH TRANSPORTATION	40,496	3.01	46,869	3.01	1,344,635	1,556,490
482	UNENCUMBERED CASH * LINE TOTAL *	474,168	35.26	490,343	31.50	1,344,635	1,556,490
482	INTEREST IDLE FUNDS SPECIAL EDUCATION	19,596	1.46	30,000	1.93	1,344,635	1,556,490
482	INTEREST IDLE FUNDS DRIVER TRAINING	783	.06	1,000	.06	1,344,635	1,556,490
482	INTEREST IDLE FUNDS FOOD SERVICES	29,063	2.16	23,000	1.48	1,344,635	1,556,490
482	INTEREST IDLE FUNDS CAPITAL OUTLAY	9,620	.72	10,000	.64	1,344,635	1,556,490
482	INTEREST IDLE FUNDS TRANSPORTATION	4,846	.36	10,000	.64	1,344,635	1,556,490
482	INTEREST IDLE FUNDS * LINE TOTAL *	63,908	4.75	74,000	4.75	1,344,635	1,556,490
483	OUTGOING TRANSFERS	80,597	4.57	105,597	5.07	1,762,403	2,083,000
483	OUTGOING TRANSFERS * LINE TOTAL *	80,597	4.57	105,597	5.07	1,762,403	2,083,000
483	UNENCUMBERED CASH	643,417	36.51	535,434	25.70	1,762,403	2,083,000
483	UNENCUMBERED CASH SPECIAL EDUCATION	93,975	5.33	70,816	3.40	1,762,403	2,083,000
483	UNENCUMBERED CASH VOCATIONAL EDUC.	26,939	1.53	29,215	1.40	1,762,403	2,083,000
483	UNENCUMBERED CASH DRIVER TRAINING	13,733	.78	9,860	.47	1,762,403	2,083,000
483	UNENCUMBERED CASH FOOD SERVICES	59,234	3.36	60,215	2.89	1,762,403	2,083,000
483	UNENCUMBERED CASH CAPITAL OUTLAY	223,748	12.70	198,334	9.52	1,762,403	2,083,000
483	UNENCUMBERED CASH TRANSPORTATION	120,622	6.84	127,880	6.14	1,762,403	2,083,000
483	UNENCUMBERED CASH * LINE TOTAL *	1,181,668	67.05	1,031,754	49.53	1,762,403	2,083,000
483	INTEREST IDLE FUNDS SPECIAL EDUCATION	15,000	.85	15,000	.72	1,762,403	2,083,000
483	INTEREST IDLE FUNDS VOCATIONAL EDUC.	17,119	.97	15,000	.72	1,762,403	2,083,000
483	INTEREST IDLE FUNDS FOOD SERVICES	30,000	1.70	46,000	2.21	1,762,403	2,083,000
483	INTEREST IDLE FUNDS CAPITAL OUTLAY	70,000	3.97	35,000	1.66	1,762,403	2,083,000
483	INTEREST IDLE FUNDS TRANSPORTATION	15,000	.85	31,000	1.49	1,762,403	2,083,000
483	INTEREST IDLE FUNDS * LINE TOTAL *	147,119	8.35	142,000	6.82	1,762,403	2,083,000
484	OUTGOING TRANSFERS	388,000	14.37	317,000	10.60	2,699,864	2,991,933
484	OUTGOING TRANSFERS * LINE TOTAL *	388,000	14.37	317,000	10.60	2,699,864	2,991,933
484	UNENCUMBERED CASH	406,793	15.07	467,928	15.64	2,699,864	2,991,933
484	UNENCUMBERED CASH SPECIAL EDUCATION	7,261	.27	13,339	.45	2,699,864	2,991,933
484	UNENCUMBERED CASH VOCATIONAL EDUC.	25,631	.95	437	.01	2,699,864	2,991,933
484	UNENCUMBERED CASH DRIVER TRAINING	15	.00	12,525	.42	2,699,864	2,991,933
484	UNENCUMBERED CASH FOOD SERVICES	43,964	1.63	34,975	1.17	2,699,864	2,991,933
484	UNENCUMBERED CASH CAPITAL OUTLAY	422,878	15.66	139,395	4.66	2,699,864	2,991,933
484	UNENCUMBERED CASH TRANSPORTATION	16,245	.60	42,355	1.42	2,699,864	2,991,933
484	UNENCUMBERED CASH * LINE TOTAL *	922,787	34.18	710,954	23.76	2,699,864	2,991,933
484	INTEREST IDLE FUNDS SPECIAL EDUCATION		.00	161	.01	2,699,864	2,991,933
484	INTEREST IDLE FUNDS FOOD SERVICES		.00	15,000	.50	2,699,864	2,991,933
484	INTEREST IDLE FUNDS CAPITAL OUTLAY	127,358	4.72	140,000	4.68	2,699,864	2,991,933
484	INTEREST IDLE FUNDS * LINE TOTAL *	127,358	4.72	155,161	5.19	2,699,864	2,991,933
486	OUTGOING TRANSFERS	106,000	11.55	111,000	11.08	917,368	1,001,363
486	OUTGOING TRANSFERS * LINE TOTAL *	106,000	11.55	111,000	11.08	917,368	1,001,363
486	UNENCUMBERED CASH	100,014	10.90	100,558	10.04	917,368	1,001,363
486	UNENCUMBERED CASH SPECIAL EDUCATION	28,362	3.09	37,083	3.70	917,368	1,001,363
486	UNENCUMBERED CASH VOCATIONAL EDUC.	19,988	2.18	19,988	2.00	917,368	1,001,363
486	UNENCUMBERED CASH DRIVER TRAINING	4,950	.54	4,877	.49	917,368	1,001,363
486	UNENCUMBERED CASH FOOD SERVICES	25,821	2.81	15,954	1.59	917,368	1,001,363
486	UNENCUMBERED CASH CAPITAL OUTLAY	274,006	29.87	363,126	36.26	917,368	1,001,363
486	UNENCUMBERED CASH TRANSPORTATION	16,903	1.84	19,293	1.93	917,368	1,001,363
486	UNENCUMBERED CASH * LINE TOTAL *	470,044	51.24	560,879	56.01	917,368	1,001,363
486	INTEREST IDLE FUNDS CAPITAL OUTLAY	68,095	7.42	60,000	5.99	917,368	1,001,363
486	INTEREST IDLE FUNDS * LINE TOTAL *	68,095	7.42	60,000	5.99	917,368	1,001,363
487	OUTGOING TRANSFERS	173,842	9.59	125,706	6.62	1,812,135	1,900,000
487	OUTGOING TRANSFERS * LINE TOTAL *	173,842	9.59	125,706	6.62	1,812,135	1,900,000
487	UNENCUMBERED CASH	167,241	9.23	186,151	9.80	1,812,135	1,900,000
487	UNENCUMBERED CASH SPECIAL EDUCATION	10,080	.56	22,774	1.20	1,812,135	1,900,000
487	UNENCUMBERED CASH VOCATIONAL EDUC.	667	.04		.00	1,812,135	1,900,000
487	UNENCUMBERED CASH DRIVER TRAINING	1,264	.07	695	.04	1,812,135	1,900,000
487	UNENCUMBERED CASH FOOD SERVICES	6,323	.35	16,895	.89	1,812,135	1,900,000
487	UNENCUMBERED CASH CAPITAL OUTLAY	22,434	1.24	32,087	1.69	1,812,135	1,900,000
487	UNENCUMBERED CASH TRANSPORTATION	1,730	.10	6,373	.34	1,812,135	1,900,000
487	UNENCUMBERED CASH * LINE TOTAL *	209,739	11.57	264,975	13.95	1,812,135	1,900,000

KNEA LISTING		SPECIAL FUNDS		84-85	PCT OF	85-86	PCT OF	84-85 GEN FUND	85-86 GEN FUND
USC	LINE	FUND		ACTUAL	TOTAL	BUDGET	TOTAL	ACTUAL TOTAL	BUDGET TOTAL
487	INTEREST IDLE FUNDS	SPECIAL EDUCATION		2,060	.11		.00	1,812,135	1,900,000
487	INTEREST IDLE FUNDS	FOOD SERVICES		19,785	1.09	20,000	1.05	1,812,135	1,900,000
487	INTEREST IDLE FUNDS	CAPITAL OUTLAY		1,887	.10	328	.02	1,812,135	1,900,000
487	INTEREST IDLE FUNDS	* LINE TOTAL *		23,732	1.31	20,328	1.07	1,812,135	1,900,000
488	OUTGOING TRANSFERS			165,609	12.49		.00	1,325,812	1,400,394
488	OUTGOING TRANSFERS	* LINE TOTAL *		165,609	12.49		.00	1,325,812	1,400,394
488	UNENCUMBERED CASH			191,731	14.46	278,883	19.91	1,325,812	1,400,394
488	UNENCUMBERED CASH	SPECIAL EDUCATION		55,752	4.21	64,128	4.58	1,325,812	1,400,394
488	UNENCUMBERED CASH	VOCATIONAL EDUC.		8,614	.65	12,475	.89	1,325,812	1,400,394
488	UNENCUMBERED CASH	DRIVER TRAINING		6,280	.47	6,688	.48	1,325,812	1,400,394
488	UNENCUMBERED CASH	FOOD SERVICES		12,183	.92	42,699	3.05	1,325,812	1,400,394
488	UNENCUMBERED CASH	CAPITAL OUTLAY		153,792	11.60	182,296	13.02	1,325,812	1,400,394
488	UNENCUMBERED CASH	TRANSPORTATION		35,009	2.64	63,306	4.52	1,325,812	1,400,394
488	UNENCUMBERED CASH	* LINE TOTAL *		463,361	34.95	650,475	46.45	1,325,812	1,400,394
488	INTEREST IDLE FUNDS	SPECIAL EDUCATION			.00	20,000	1.43	1,325,812	1,400,394
488	INTEREST IDLE FUNDS	VOCATIONAL EDUC.		12,149	.92		.00	1,325,812	1,400,394
488	INTEREST IDLE FUNDS	DRIVER TRAINING			.00	452	.03	1,325,812	1,400,394
488	INTEREST IDLE FUNDS	FOOD SERVICES		9,997	.75	3,000	.21	1,325,812	1,400,394
488	INTEREST IDLE FUNDS	CAPITAL OUTLAY		26,739	2.02	10,000	.71	1,325,812	1,400,394
488	INTEREST IDLE FUNDS	TRANSPORTATION		7,471	.56	9,332	.67	1,325,812	1,400,394
488	INTEREST IDLE FUNDS	* LINE TOTAL *		56,356	4.25	42,784	3.06	1,325,812	1,400,394
489	OUTGOING TRANSFERS			400,800	5.45	569,900	6.81	7,351,243	8,374,042
489	OUTGOING TRANSFERS	* LINE TOTAL *		400,800	5.45	569,900	6.81	7,351,243	8,374,042
489	UNENCUMBERED CASH			839,143	11.41	1,008,454	12.04	7,351,243	8,374,042
489	UNENCUMBERED CASH	SPECIAL EDUCATION		132,677	1.80	115,316	1.38	7,351,243	8,374,042
489	UNENCUMBERED CASH	COOP SPECIAL EDUC.		90,301	1.23	95,175	1.14	7,351,243	8,374,042
489	UNENCUMBERED CASH	VOCATIONAL EDUC.		104,569	1.42	68,339	.82	7,351,243	8,374,042
489	UNENCUMBERED CASH	DRIVER TRAINING		49,791	.68	37,943	.45	7,351,243	8,374,042
489	UNENCUMBERED CASH	FOOD SERVICES		120,184	1.63	112,327	1.34	7,351,243	8,374,042
489	UNENCUMBERED CASH	CAPITAL OUTLAY		1,291,519	17.57	578,364	6.91	7,351,243	8,374,042
489	UNENCUMBERED CASH	TRANSPORTATION		134,494	1.83	107,474	1.28	7,351,243	8,374,042
489	UNENCUMBERED CASH	ADULT EDUCATION		921	.01	1,590	.02	7,351,243	8,374,042
489	UNENCUMBERED CASH	ADULT SUPPLEMENTARY		1,787	.02	1,773	.02	7,351,243	8,374,042
489	UNENCUMBERED CASH	BILINGUAL EDUCATION		17,218	.23	8,694	.10	7,351,243	8,374,042
489	UNENCUMBERED CASH	* LINE TOTAL *		2,782,604	37.85	2,135,449	25.50	7,351,243	8,374,042
489	INTEREST IDLE FUNDS	SPECIAL EDUCATION		75,000	1.02	75,000	.90	7,351,243	8,374,042
489	INTEREST IDLE FUNDS	VOCATIONAL EDUC.		60,000	.82	55,000	.66	7,351,243	8,374,042
489	INTEREST IDLE FUNDS	DRIVER TRAINING		5,000	.07	10,000	.12	7,351,243	8,374,042
489	INTEREST IDLE FUNDS	FOOD SERVICES		10,000	.14	10,000	.12	7,351,243	8,374,042
489	INTEREST IDLE FUNDS	CAPITAL OUTLAY		158,902	2.16	50,000	.60	7,351,243	8,374,042
489	INTEREST IDLE FUNDS	TRANSPORTATION		50,000	.68	50,000	.60	7,351,243	8,374,042
489	INTEREST IDLE FUNDS	* LINE TOTAL *		358,902	4.88	250,000	2.99	7,351,243	8,374,042
490	OUTGOING TRANSFERS			55,000	1.11	214,700	4.01	4,934,483	5,359,668
490	OUTGOING TRANSFERS	* LINE TOTAL *		55,000	1.11	214,700	4.01	4,934,483	5,359,668
490	UNENCUMBERED CASH			487,909	9.89	601,200	11.22	4,934,483	5,359,668
490	UNENCUMBERED CASH	SPECIAL EDUCATION		45,000	.91	35,623	.66	4,934,483	5,359,668
490	UNENCUMBERED CASH	COOP SPECIAL EDUC.		365,000	7.40	407,220	7.60	4,934,483	5,359,668
490	UNENCUMBERED CASH	VOCATIONAL EDUC.		10,000	.20	1,600	.03	4,934,483	5,359,668
490	UNENCUMBERED CASH	DRIVER TRAINING		12,000	.24	4,000	.07	4,934,483	5,359,668
490	UNENCUMBERED CASH	FOOD SERVICES		122,325	2.48	107,940	2.01	4,934,483	5,359,668
490	UNENCUMBERED CASH	CAPITAL OUTLAY		34,903	.71	85,000	1.59	4,934,483	5,359,668
490	UNENCUMBERED CASH	TRANSPORTATION		65,125	1.32	40,000	.75	4,934,483	5,359,668
490	UNENCUMBERED CASH	* LINE TOTAL *		1,142,262	23.15	1,282,583	23.93	4,934,483	5,359,668
490	INTEREST IDLE FUNDS	SPECIAL EDUCATION		134,179	2.72		.00	4,934,483	5,359,668
490	INTEREST IDLE FUNDS	VOCATIONAL EDUC.		10,754	.22		.00	4,934,483	5,359,668
490	INTEREST IDLE FUNDS	DRIVER TRAINING		17,521	.36	12,390	.23	4,934,483	5,359,668
490	INTEREST IDLE FUNDS	FOOD SERVICES		8	.00		.00	4,934,483	5,359,668
490	INTEREST IDLE FUNDS	CAPITAL OUTLAY		27,517	.56	130,500	2.43	4,934,483	5,359,668
490	INTEREST IDLE FUNDS	TRANSPORTATION		37,304	.76	75,041	1.40	4,934,483	5,359,668
490	INTEREST IDLE FUNDS	* LINE TOTAL *		227,283	4.61	217,931	4.07	4,934,483	5,359,668
491	OUTGOING TRANSFERS			261,361	12.49	482,150	17.83	2,092,701	2,704,761
491	OUTGOING TRANSFERS	* LINE TOTAL *		261,361	12.49	482,150	17.83	2,092,701	2,704,761
491	UNENCUMBERED CASH			450,327	21.52	600,000	22.18	2,092,701	2,704,761
491	UNENCUMBERED CASH	SPECIAL EDUCATION		27,444	1.31	17,069	.63	2,092,701	2,704,761
491	UNENCUMBERED CASH	VOCATIONAL EDUC.		17,596	.84		.00	2,092,701	2,704,761
491	UNENCUMBERED CASH	DRIVER TRAINING		14,866	.71	6,490	.24	2,092,701	2,704,761
491	UNENCUMBERED CASH	FOOD SERVICES		10,677	.51	891	.03	2,092,701	2,704,761
491	UNENCUMBERED CASH	CAPITAL OUTLAY		375,880	17.96	507,235	18.75	2,092,701	2,704,761

KNEA LISTING		SPECIAL FUNDS		84-85	PCT OF	85-86	PCT OF	84-85 GEN FUND	85-86 GEN FUND
USD	LINE	FUND		ACTUAL	TOTAL	BUDGET	TOTAL	ACTUAL	TOTAL
491	UNENCUMBERED CASH	TRANSPORTATION		38,314	1.83	24,905	.92	2,092,701	2,704,761
491	UNENCUMBERED CASH	* LINE TOTAL *		935,104	44.68	1,156,590	42.76	2,092,701	2,704,761
491	INTEREST IDLE FUNDS	SPECIAL EDUCATION			.00	2,931	.11	2,092,701	2,704,761
491	INTEREST IDLE FUNDS	CAPITAL OUTLAY		120,669	5.77	50,000	1.85	2,092,701	2,704,761
491	INTEREST IDLE FUNDS	* LINE TOTAL *		120,669	5.77	52,931	1.96	2,092,701	2,704,761
492	OUTGOING TRANSFERS			98,000	9.43	72,000	6.35	1,039,176	1,134,121
492	OUTGOING TRANSFERS	* LINE TOTAL *		98,000	9.43	72,000	6.35	1,039,176	1,134,121
492	UNENCUMBERED CASH			104,279	10.03	172,966	15.25	1,039,176	1,134,121
492	UNENCUMBERED CASH	SPECIAL EDUCATION		88,569	8.52	110,994	9.79	1,039,176	1,134,121
492	UNENCUMBERED CASH	VOCATIONAL EDUC.		76,357	7.35	49,286	4.35	1,039,176	1,134,121
492	UNENCUMBERED CASH	DRIVER TRAINING		23,330	2.25	43,431	3.83	1,039,176	1,134,121
492	UNENCUMBERED CASH	FOOD SERVICES		44,370	4.27	45,348	4.00	1,039,176	1,134,121
492	UNENCUMBERED CASH	CAPITAL OUTLAY		64,771	6.23	95,325	8.41	1,039,176	1,134,121
492	UNENCUMBERED CASH	TRANSPORTATION		89,623	8.62	132,825	11.71	1,039,176	1,134,121
492	UNENCUMBERED CASH	* LINE TOTAL *		491,299	47.28	650,175	57.33	1,039,176	1,134,121
492	INTEREST IDLE FUNDS	SPECIAL EDUCATION		16,503	1.59		.00	1,039,176	1,134,121
492	INTEREST IDLE FUNDS	VOCATIONAL EDUC.		8,098	.78		.00	1,039,176	1,134,121
492	INTEREST IDLE FUNDS	DRIVER TRAINING		12,512	1.20	999	.09	1,039,176	1,134,121
492	INTEREST IDLE FUNDS	FOOD SERVICES		37,861	3.64	30,000	2.65	1,039,176	1,134,121
492	INTEREST IDLE FUNDS	TRANSPORTATION		7,612	.73	8,000	.71	1,039,176	1,134,121
492	INTEREST IDLE FUNDS	* LINE TOTAL *		82,586	7.95	38,999	3.44	1,039,176	1,134,121
493	OUTGOING TRANSFERS			489,677	13.38	523,297	12.79	3,659,935	4,091,601
493	OUTGOING TRANSFERS	* LINE TOTAL *		489,677	13.38	523,297	12.79	3,659,935	4,091,601
493	UNENCUMBERED CASH			649,516	17.75	852,528	20.84	3,659,935	4,091,601
493	UNENCUMBERED CASH	SPECIAL EDUCATION		61,413	1.68	61,525	1.50	3,659,935	4,091,601
493	UNENCUMBERED CASH	VOCATIONAL EDUC.		24,012	.66	22,881	.56	3,659,935	4,091,601
493	UNENCUMBERED CASH	DRIVER TRAINING		8,199	.22	6,992	.17	3,659,935	4,091,601
493	UNENCUMBERED CASH	FOOD SERVICES		37,318	1.02	45,996	1.12	3,659,935	4,091,601
493	UNENCUMBERED CASH	CAPITAL OUTLAY		151,224	4.13	318,695	7.79	3,659,935	4,091,601
493	UNENCUMBERED CASH	TRANSPORTATION		134,948	3.69	87,434	2.14	3,659,935	4,091,601
493	UNENCUMBERED CASH	* LINE TOTAL *		1,066,620	29.14	1,396,051	34.12	3,659,935	4,091,601
493	INTEREST IDLE FUNDS	SPECIAL EDUCATION		16,000	.44	7,000	.17	3,659,935	4,091,601
493	INTEREST IDLE FUNDS	VOCATIONAL EDUC.		14,999	.41	7,000	.17	3,659,935	4,091,601
493	INTEREST IDLE FUNDS	DRIVER TRAINING		500	.01		.00	3,659,935	4,091,601
493	INTEREST IDLE FUNDS	FOOD SERVICES		45,000	1.23	40,000	.98	3,659,935	4,091,601
493	INTEREST IDLE FUNDS	CAPITAL OUTLAY		61,303	1.67	40,000	.98	3,659,935	4,091,601
493	INTEREST IDLE FUNDS	* LINE TOTAL *		137,802	3.77	94,000	2.30	3,659,935	4,091,601
494	OUTGOING TRANSFERS			75,000	4.82	55,000	3.28	1,554,422	1,678,797
494	OUTGOING TRANSFERS	* LINE TOTAL *		75,000	4.82	55,000	3.28	1,554,422	1,678,797
494	UNENCUMBERED CASH			332,672	21.40	428,826	25.54	1,554,422	1,678,797
494	UNENCUMBERED CASH	SPECIAL EDUCATION		19,084	1.23	24,710	1.47	1,554,422	1,678,797
494	UNENCUMBERED CASH	DRIVER TRAINING		11,978	.77	10,458	.62	1,554,422	1,678,797
494	UNENCUMBERED CASH	FOOD SERVICES		14,953	.96	39,051	2.33	1,554,422	1,678,797
494	UNENCUMBERED CASH	CAPITAL OUTLAY		11,175	.72	135,302	8.06	1,554,422	1,678,797
494	UNENCUMBERED CASH	TRANSPORTATION		86,314	5.55	58,028	3.46	1,554,422	1,678,797
494	UNENCUMBERED CASH	* LINE TOTAL *		476,176	30.63	696,375	41.48	1,554,422	1,678,797
494	INTEREST IDLE FUNDS	SPECIAL EDUCATION		3,278	.21		.00	1,554,422	1,678,797
494	INTEREST IDLE FUNDS	FOOD SERVICES		32,570	2.10		.00	1,554,422	1,678,797
494	INTEREST IDLE FUNDS	CAPITAL OUTLAY		25,871	1.66	55,000	3.28	1,554,422	1,678,797
494	INTEREST IDLE FUNDS	TRANSPORTATION		6,849	.44	1,000	.06	1,554,422	1,678,797
494	INTEREST IDLE FUNDS	* LINE TOTAL *		68,568	4.41	56,000	3.34	1,554,422	1,678,797
495	OUTGOING TRANSFERS			439,016	11.90	370,516	9.30	3,690,531	3,984,742
495	OUTGOING TRANSFERS	* LINE TOTAL *		439,016	11.90	370,516	9.30	3,690,531	3,984,742
495	UNENCUMBERED CASH			638,380	17.30	570,778	14.32	3,690,531	3,984,742
495	UNENCUMBERED CASH	SPECIAL EDUCATION		64,624	1.75	65,285	1.64	3,690,531	3,984,742
495	UNENCUMBERED CASH	COOP SPECIAL EDUC.		36,542	.99	65,764	1.65	3,690,531	3,984,742
495	UNENCUMBERED CASH	DRIVER TRAINING		16,777	.45	20,276	.51	3,690,531	3,984,742
495	UNENCUMBERED CASH	FOOD SERVICES		94,759	2.57	89,577	2.25	3,690,531	3,984,742
495	UNENCUMBERED CASH	CAPITAL OUTLAY		554,072	15.01	754,609	18.94	3,690,531	3,984,742
495	UNENCUMBERED CASH	TRANSPORTATION		143,071	3.88	142,968	3.59	3,690,531	3,984,742
495	UNENCUMBERED CASH	* LINE TOTAL *		1,548,225	41.95	1,709,257	42.90	3,690,531	3,984,742
495	INTEREST IDLE FUNDS	CAPITAL OUTLAY		138,236	3.75	200,000	5.02	3,690,531	3,984,742
495	INTEREST IDLE FUNDS	* LINE TOTAL *		138,236	3.75	200,000	5.02	3,690,531	3,984,742
496	OUTGOING TRANSFERS			132,000	14.45	153,000	15.95	913,738	959,000
496	OUTGOING TRANSFERS	* LINE TOTAL *		132,000	14.45	153,000	15.95	913,738	959,000

KNEA LISTING

SPECIAL FUNDS

USD	LINE	FUND	84-85 ACTUAL	PCT OF TOTAL	85-86 BUDGET	PCT OF TOTAL	84-85 GEN FUND ACTUAL TOTAL	85-86 GEN FUND BUDGET TOTAL
496	UNENCUMBERED CASH		139,601	15.28	177,197	18.48	913,738	959,000
496	UNENCUMBERED CASH	SPECIAL EDUCATION	42,025	4.60	68,536	7.15	913,738	959,000
496	UNENCUMBERED CASH	VOCATIONAL EDUC.	17,760	1.94		.00	913,738	959,000
496	UNENCUMBERED CASH	DRIVER TRAINING	7,969	.87	10,274	1.07	913,738	959,000
496	UNENCUMBERED CASH	FOOD SERVICES	40,946	4.48	46,851	4.89	913,738	959,000
496	UNENCUMBERED CASH	CAPITAL OUTLAY	158,465	17.34	161,029	16.79	913,738	959,000
496	UNENCUMBERED CASH	TRANSPORTATION	77,914	8.53	120,448	12.56	913,738	959,000
496	UNENCUMBERED CASH	* LINE TOTAL *	484,680	53.04	584,335	60.93	913,738	959,000
496	INTEREST IDLE FUNDS	SPECIAL EDUCATION		.00	30,000	3.13	913,738	959,000
496	INTEREST IDLE FUNDS	CAPITAL OUTLAY	52,548	5.75	60,000	6.26	913,738	959,000
496	INTEREST IDLE FUNDS	TRANSPORTATION		.00	15,000	1.56	913,738	959,000
496	INTEREST IDLE FUNDS	* LINE TOTAL *	52,548	5.75	105,000	10.95	913,738	959,000
497	OUTGOING TRANSFERS		2,095,882	12.45	1,861,595	10.04	16,831,585	18,534,945
497	OUTGOING TRANSFERS	* LINE TOTAL *	2,095,882	12.45	1,861,595	10.04	16,831,585	18,534,945
497	UNENCUMBERED CASH		2,383,972	14.16	2,543,995	13.73	16,831,585	18,534,945
497	UNENCUMBERED CASH	SPECIAL EDUCATION	424,790	2.52	659,988	3.56	16,831,585	18,534,945
497	UNENCUMBERED CASH	VOCATIONAL EDUC.	80,008	2.85	510,804	2.76	16,831,585	18,534,945
497	UNENCUMBERED CASH	DRIVER TRAINING	75,471	.45	46,329	.25	16,831,585	18,534,945
497	UNENCUMBERED CASH	FOOD SERVICES	262,660	1.56	226,535	1.22	16,831,585	18,534,945
497	UNENCUMBERED CASH	CAPITAL OUTLAY	1,171,020	6.96	1,421,307	7.67	16,831,585	18,534,945
497	UNENCUMBERED CASH	TRANSPORTATION	340,916	2.03	322,612	1.74	16,831,585	18,534,945
497	UNENCUMBERED CASH	ADULT EDUCATION	226	.00	478	.00	16,831,585	18,534,945
497	UNENCUMBERED CASH	ADULT SUPPLEMENTARY	90,610	.54	84,121	.45	16,831,585	18,534,945
497	UNENCUMBERED CASH	BILINGUAL EDUCATION	16,212	.10	15,011	.08	16,831,585	18,534,945
497	UNENCUMBERED CASH	* LINE TOTAL *	5,245,885	31.17	5,831,180	31.46	16,831,585	18,534,945
497	INTEREST IDLE FUNDS	SPECIAL EDUCATION	59,958	.36	50,000	.27	16,831,585	18,534,945
497	INTEREST IDLE FUNDS	VOCATIONAL EDUC.	222,758	1.32	186,000	1.00	16,831,585	18,534,945
497	INTEREST IDLE FUNDS	DRIVER TRAINING	851	.01	4,000	.02	16,831,585	18,534,945
497	INTEREST IDLE FUNDS	FOOD SERVICES	55,105	.33	50,000	.27	16,831,585	18,534,945
497	INTEREST IDLE FUNDS	CAPITAL OUTLAY	324,513	1.93	250,000	1.35	16,831,585	18,534,945
497	INTEREST IDLE FUNDS	TRANSPORTATION	11,799	.07		.00	16,831,585	18,534,945
497	INTEREST IDLE FUNDS	ADULT SUPPLEMENTARY	8,883	.05	6,000	.03	16,831,585	18,534,945
497	INTEREST IDLE FUNDS	BILINGUAL EDUCATION	27,379	.16	25,000	.13	16,831,585	18,534,945
497	INTEREST IDLE FUNDS	* LINE TOTAL *	711,246	4.23	571,000	3.08	16,831,585	18,534,945
498	OUTGOING TRANSFERS		162,500	12.30	143,000	10.01	1,320,613	1,428,600
498	OUTGOING TRANSFERS	* LINE TOTAL *	162,500	12.30	143,000	10.01	1,320,613	1,428,600
498	UNENCUMBERED CASH		206,005	15.60	193,674	13.56	1,320,613	1,428,600
498	UNENCUMBERED CASH	SPECIAL EDUCATION	47,902	3.63	55,530	3.89	1,320,613	1,428,600
498	UNENCUMBERED CASH	VOCATIONAL EDUC.	40,309	3.05	41,311	2.89	1,320,613	1,428,600
498	UNENCUMBERED CASH	DRIVER TRAINING	1,520	.12	1,842	.13	1,320,613	1,428,600
498	UNENCUMBERED CASH	FOOD SERVICES	15,879	1.20	18,791	1.32	1,320,613	1,428,600
498	UNENCUMBERED CASH	CAPITAL OUTLAY	76,453	5.79	65,049	4.55	1,320,613	1,428,600
498	UNENCUMBERED CASH	TRANSPORTATION	27,957	2.12	24,877	1.74	1,320,613	1,428,600
498	UNENCUMBERED CASH	* LINE TOTAL *	416,025	31.50	401,074	28.07	1,320,613	1,428,600
498	INTEREST IDLE FUNDS	SPECIAL EDUCATION	16,287	1.23	16,000	1.12	1,320,613	1,428,600
498	INTEREST IDLE FUNDS	VOCATIONAL EDUC.	11,088	.84	10,000	.70	1,320,613	1,428,600
498	INTEREST IDLE FUNDS	DRIVER TRAINING	1,473	.11	958	.07	1,320,613	1,428,600
498	INTEREST IDLE FUNDS	FOOD SERVICES	5,885	.45	4,000	.28	1,320,613	1,428,600
498	INTEREST IDLE FUNDS	TRANSPORTATION	6,510	.49	4,000	.28	1,320,613	1,428,600
498	INTEREST IDLE FUNDS	* LINE TOTAL *	41,243	3.12	34,958	2.45	1,320,613	1,428,600
499	OUTGOING TRANSFERS		310,000	13.82	255,000	9.12	2,242,903	2,796,486
499	OUTGOING TRANSFERS	* LINE TOTAL *	310,000	13.82	255,000	9.12	2,242,903	2,796,486
499	UNENCUMBERED CASH		433,514	19.33	554,811	19.84	2,242,903	2,796,486
499	UNENCUMBERED CASH	SPECIAL EDUCATION	212,876	9.49	239,301	8.56	2,242,903	2,796,486
499	UNENCUMBERED CASH	VOCATIONAL EDUC.	158,744	7.08	187,509	6.71	2,242,903	2,796,486
499	UNENCUMBERED CASH	DRIVER TRAINING	25,093	1.12	34,641	1.24	2,242,903	2,796,486
499	UNENCUMBERED CASH	FOOD SERVICES	84,023	3.75	89,199	3.19	2,242,903	2,796,486
499	UNENCUMBERED CASH	CAPITAL OUTLAY	525,148	23.41	485,678	17.37	2,242,903	2,796,486
499	UNENCUMBERED CASH	TRANSPORTATION	145,091	6.47	163,846	5.86	2,242,903	2,796,486
499	UNENCUMBERED CASH	* LINE TOTAL *	1,584,489	70.64	1,754,985	62.76	2,242,903	2,796,486
499	INTEREST IDLE FUNDS	CAPITAL OUTLAY	170,820	7.62	190,000	6.79	2,242,903	2,796,486
499	INTEREST IDLE FUNDS	* LINE TOTAL *	170,820	7.62	190,000	6.79	2,242,903	2,796,486
500	OUTGOING TRANSFERS		4,397,619	8.72	4,937,642	7.58	50,427,668	65,167,029
500	OUTGOING TRANSFERS	* LINE TOTAL *	4,397,619	8.72	4,937,642	7.58	50,427,668	65,167,029
500	UNENCUMBERED CASH		14,427,907	28.61	17,888,630	27.45	50,427,668	65,167,029
500	UNENCUMBERED CASH	COOP SPECIAL EDUC.	846,643	1.68	1,478,615	2.27	50,427,668	65,167,029
500	UNENCUMBERED CASH	VOCATIONAL EDUC.	263,077	.52	342,629	.53	50,427,668	65,167,029

KNEA LISTING SPECIAL FUNDS

USD	LINE	FUND	84-85 ACTUAL	PCT OF TOTAL	85-86 BUDGET	PCT OF TOTAL	84-85 GEN FUND ACTUAL TOTAL	85-86 GEN FUND BUDGET TOTAL
500	UNENCUMBERED CASH	DRIVER TRAINING	111,542	.22	111,362	.17	50,427,668	65,167,029
500	UNENCUMBERED CASH	FOOD SERVICES	1,551,012	3.08	1,058,471	1.62	50,427,668	65,167,029
500	UNENCUMBERED CASH	CAPITAL OUTLAY	11,385,753	22.58	8,506,410	13.05	50,427,668	65,167,029
500	UNENCUMBERED CASH	TRANSPORTATION	1,076,459	2.13	1,251,969	1.92	50,427,668	65,167,029
500	UNENCUMBERED CASH	BILINGUAL EDUCATION	53,591	.11	33,710	.05	50,427,668	65,167,029
500	UNENCUMBERED CASH	* LINE TOTAL *	29,715,984	58.93	30,671,796	47.07	50,427,668	65,167,029
500	INTEREST IDLE FUNDS	VOCATIONAL EDUC.	100,000	.20	100,000	.15	50,427,668	65,167,029
500	INTEREST IDLE FUNDS	CAPITAL OUTLAY	3,380,500	6.70	1,800,000	2.76	50,427,668	65,167,029
500	INTEREST IDLE FUNDS	* LINE TOTAL *	3,480,500	6.90	1,900,000	2.92	50,427,668	65,167,029
501	OUTGOING TRANSFERS		4,231,000	10.96	4,394,512	10.59	38,608,052	41,500,213
501	OUTGOING TRANSFERS	* LINE TOTAL *	4,231,000	10.96	4,394,512	10.59	38,608,052	41,500,213
501	UNENCUMBERED CASH		4,317,029	11.18	5,910,330	14.24	38,608,052	41,500,213
501	UNENCUMBERED CASH	SPECIAL EDUCATION	1,580,623	4.09	1,605,444	4.35	38,608,052	41,500,213
501	UNENCUMBERED CASH	COOP SPECIAL EDUC.	4,653	.01	12,724	.03	38,608,052	41,500,213
501	UNENCUMBERED CASH	VOCATIONAL EDUC.	5,463,325	14.15	6,260,868	15.09	38,608,052	41,500,213
501	UNENCUMBERED CASH	DRIVER TRAINING	48,032	.12	38,038	.09	38,608,052	41,500,213
501	UNENCUMBERED CASH	FOOD SERVICES	824,048	2.13	824,572	1.99	38,608,052	41,500,213
501	UNENCUMBERED CASH	CAPITAL OUTLAY	4,313,852	11.17	3,442,795	8.30	38,608,052	41,500,213
501	UNENCUMBERED CASH	TRANSPORTATION	6,576	.02	77,710	.19	38,608,052	41,500,213
501	UNENCUMBERED CASH	ADULT EDUCATION	4,967	.01	5,639	.01	38,608,052	41,500,213
501	UNENCUMBERED CASH	ADULT SUPPLEMENTARY	110,251	.29	107,167	.26	38,608,052	41,500,213
501	UNENCUMBERED CASH	* LINE TOTAL *	16,670,356	43.18	18,485,287	44.54	38,608,052	41,500,213
501	INTEREST IDLE FUNDS	VOCATIONAL EDUC.	462,185	1.20	360,000	.87	38,608,052	41,500,213
501	INTEREST IDLE FUNDS	CAPITAL OUTLAY	952,400	2.47	1,000,000	2.41	38,608,052	41,500,213
501	INTEREST IDLE FUNDS	TRANSPORTATION	672,469	1.74	683,090	1.65	38,608,052	41,500,213
501	INTEREST IDLE FUNDS	* LINE TOTAL *	2,087,054	5.41	2,043,090	4.92	38,608,052	41,500,213
502	OUTGOING TRANSFERS		51,500	6.90	32,000	4.06	746,706	788,614
502	OUTGOING TRANSFERS	* LINE TOTAL *	51,500	6.90	32,000	4.06	746,706	788,614
502	UNENCUMBERED CASH		200,351	26.83	164,393	20.85	746,706	788,614
502	UNENCUMBERED CASH	SPECIAL EDUCATION	55,979	7.50	60,221	7.64	746,706	788,614
502	UNENCUMBERED CASH	VOCATIONAL EDUC.	6,509	.87	6,509	.83	746,706	788,614
502	UNENCUMBERED CASH	DRIVER TRAINING	6,003	.80	6,211	.79	746,706	788,614
502	UNENCUMBERED CASH	FOOD SERVICES	14,084	1.89	14,111	1.79	746,706	788,614
502	UNENCUMBERED CASH	CAPITAL OUTLAY	181,369	24.29	83,534	10.59	746,706	788,614
502	UNENCUMBERED CASH	TRANSPORTATION	43,737	5.86	56,714	7.19	746,706	788,614
502	UNENCUMBERED CASH	* LINE TOTAL *	508,032	68.04	391,693	49.67	746,706	788,614
502	INTEREST IDLE FUNDS	SPECIAL EDUCATION	18,349	2.46	20,000	2.54	746,706	788,614
502	INTEREST IDLE FUNDS	FOOD SERVICES	27,018	3.62	25,000	3.17	746,706	788,614
502	INTEREST IDLE FUNDS	CAPITAL OUTLAY		.00	20,000	2.54	746,706	788,614
502	INTEREST IDLE FUNDS	TRANSPORTATION		.00	20,000	2.54	746,706	788,614
502	INTEREST IDLE FUNDS	* LINE TOTAL *	45,367	6.08	85,000	10.78	746,706	788,614
503	OUTGOING TRANSFERS		290,000	5.80	410,000	7.61	5,001,052	5,384,726
503	OUTGOING TRANSFERS	* LINE TOTAL *	290,000	5.80	410,000	7.61	5,001,052	5,384,726
503	UNENCUMBERED CASH		386,325	7.72	507,743	9.43	5,001,052	5,384,726
503	UNENCUMBERED CASH	SPECIAL EDUCATION	64,343	1.29	46,585	.87	5,001,052	5,384,726
503	UNENCUMBERED CASH	VOCATIONAL EDUC.	91,219	1.82	70,684	1.31	5,001,052	5,384,726
503	UNENCUMBERED CASH	DRIVER TRAINING	3,140	.06	3,689	.07	5,001,052	5,384,726
503	UNENCUMBERED CASH	FOOD SERVICES	89,182	1.78	86,195	1.60	5,001,052	5,384,726
503	UNENCUMBERED CASH	CAPITAL OUTLAY	78,067	1.56	115,567	2.15	5,001,052	5,384,726
503	UNENCUMBERED CASH	TRANSPORTATION	29,608	.59	21,259	.39	5,001,052	5,384,726
503	UNENCUMBERED CASH	* LINE TOTAL *	741,844	14.83	851,722	15.82	5,001,052	5,384,726
503	INTEREST IDLE FUNDS	DRIVER TRAINING	2,243	.04	2,000	.04	5,001,052	5,384,726
503	INTEREST IDLE FUNDS	CAPITAL OUTLAY	95,655	1.91	9,436	.18	5,001,052	5,384,726
503	INTEREST IDLE FUNDS	* LINE TOTAL *	97,898	1.96	11,436	.21	5,001,052	5,384,726
504	OUTGOING TRANSFERS		116,631	7.81	131,505	7.06	1,494,034	1,861,680
504	OUTGOING TRANSFERS	* LINE TOTAL *	116,631	7.81	131,505	7.06	1,494,034	1,861,680
504	UNENCUMBERED CASH		260,664	17.45	288,625	15.50	1,494,034	1,861,680
504	UNENCUMBERED CASH	SPECIAL EDUCATION	12,962	.87	6,169	.33	1,494,034	1,861,680
504	UNENCUMBERED CASH	VOCATIONAL EDUC.	1,246	.08	3,473	.19	1,494,034	1,861,680
504	UNENCUMBERED CASH	DRIVER TRAINING	1,587	.11	2,900	.16	1,494,034	1,861,680
504	UNENCUMBERED CASH	FOOD SERVICES	18,126	1.21	10,927	.59	1,494,034	1,861,680
504	UNENCUMBERED CASH	CAPITAL OUTLAY	53,328	3.57	67,908	3.65	1,494,034	1,861,680
504	UNENCUMBERED CASH	TRANSPORTATION	12,095	.80	17,968	.97	1,494,034	1,861,680
504	UNENCUMBERED CASH	* LINE TOTAL *	359,918	24.09	397,970	21.38	1,494,034	1,861,680
504	INTEREST IDLE FUNDS	SPECIAL EDUCATION	3,862	.26		.00	1,494,034	1,861,680
504	INTEREST IDLE FUNDS	FOOD SERVICES	10,000	.67	10,000	.54	1,494,034	1,861,680

KNEA LISTING		SPECIAL FUNDS		84-85	PCT OF	85-86	PCT OF	84-85 GEN FUND	85-86 GEN FUND
USD	LINE	FUND		ACTUAL	TOTAL	BUDGET	TOTAL	ACTUAL TOTAL	BUDGET TOTAL
504	INTEREST IDLE FUNDS	CAPITAL OUTLAY		35,356	2.37		.00	1,494,034	1,861,680
504	INTEREST IDLE FUNDS	* LINE TOTAL *		49,218	3.29	10,000	.54	1,494,034	1,861,680
505	OUTGOING TRANSFERS			174,661	15.53	243,282	19.04	1,124,535	1,278,047
505	OUTGOING TRANSFERS	* LINE TOTAL *		174,661	15.53	243,282	19.04	1,124,535	1,278,047
505	UNENCUMBERED CASH			148,515	13.21	218,860	17.12	1,124,535	1,278,047
505	UNENCUMBERED CASH	SPECIAL EDUCATION		9,959	.89	11,168	.87	1,124,535	1,278,047
505	UNENCUMBERED CASH	VOCATIONAL EDUC.		10,290	.92	8,948	.70	1,124,535	1,278,047
505	UNENCUMBERED CASH	DRIVER TRAINING			.00	576	.05	1,124,535	1,278,047
505	UNENCUMBERED CASH	FOOD SERVICES		3,159	.28		.00	1,124,535	1,278,047
505	UNENCUMBERED CASH	CAPITAL OUTLAY		10,403	.93	6,444	.50	1,124,535	1,278,047
505	UNENCUMBERED CASH	TRANSPORTATION		7,351	.65	1,797	.14	1,124,535	1,278,047
505	UNENCUMBERED CASH	* LINE TOTAL *		189,677	16.87	247,793	19.39	1,124,535	1,278,047
506	OUTGOING TRANSFERS			876,000	21.11	1,153,242	24.12	4,150,493	4,780,802
506	OUTGOING TRANSFERS	* LINE TOTAL *		876,000	21.11	1,153,242	24.12	4,150,493	4,780,802
506	UNENCUMBERED CASH			998,892	24.07	1,122,300	23.48	4,150,493	4,780,802
506	UNENCUMBERED CASH	SPECIAL EDUCATION		127,795	3.08	128,396	2.69	4,150,493	4,780,802
506	UNENCUMBERED CASH	VOCATIONAL EDUC.		315,888	7.61	328,678	6.87	4,150,493	4,780,802
506	UNENCUMBERED CASH	DRIVER TRAINING		25,503	.61	25,299	.53	4,150,493	4,780,802
506	UNENCUMBERED CASH	FOOD SERVICES		117,329	2.83	121,154	2.53	4,150,493	4,780,802
506	UNENCUMBERED CASH	CAPITAL OUTLAY		81,690	1.97	292,474	6.12	4,150,493	4,780,802
506	UNENCUMBERED CASH	TRANSPORTATION		226,598	5.46	238,522	4.99	4,150,493	4,780,802
506	UNENCUMBERED CASH	* LINE TOTAL *		1,893,695	45.63	2,256,823	47.21	4,150,493	4,780,802
506	INTEREST IDLE FUNDS	SPECIAL EDUCATION		11,441	.28		.00	4,150,493	4,780,802
506	INTEREST IDLE FUNDS	FOOD SERVICES		50,236	1.21	10,000	.21	4,150,493	4,780,802
506	INTEREST IDLE FUNDS	CAPITAL OUTLAY		76,699	1.85	40,000	.84	4,150,493	4,780,802
506	INTEREST IDLE FUNDS	TRANSPORTATION		92,056	2.22	60,000	1.26	4,150,493	4,780,802
506	INTEREST IDLE FUNDS	* LINE TOTAL *		230,432	5.55	110,000	2.30	4,150,493	4,780,802
507	OUTGOING TRANSFERS			140,000	8.66	52,000	2.97	1,617,278	1,748,884
507	OUTGOING TRANSFERS	* LINE TOTAL *		140,000	8.66	52,000	2.97	1,617,278	1,748,884
507	UNENCUMBERED CASH			263,837	16.31	269,926	15.43	1,617,278	1,748,884
507	UNENCUMBERED CASH	SPECIAL EDUCATION		85,112	5.26	82,795	4.73	1,617,278	1,748,884
507	UNENCUMBERED CASH	VOCATIONAL EDUC.		73,778	4.56	73,668	4.21	1,617,278	1,748,884
507	UNENCUMBERED CASH	DRIVER TRAINING		15,770	.98	15,109	.86	1,617,278	1,748,884
507	UNENCUMBERED CASH	FOOD SERVICES		55,694	3.44	58,439	3.34	1,617,278	1,748,884
507	UNENCUMBERED CASH	CAPITAL OUTLAY		869,422	53.76	771,701	44.13	1,617,278	1,748,884
507	UNENCUMBERED CASH	TRANSPORTATION		143,927	8.90	157,949	9.03	1,617,278	1,748,884
507	UNENCUMBERED CASH	* LINE TOTAL *		1,507,540	93.21	1,429,587	81.74	1,617,278	1,748,884
507	INTEREST IDLE FUNDS	SPECIAL EDUCATION		30,000	1.85		.00	1,617,278	1,748,884
507	INTEREST IDLE FUNDS	VOCATIONAL EDUC.		25,000	1.55	25,000	1.43	1,617,278	1,748,884
507	INTEREST IDLE FUNDS	DRIVER TRAINING		3,000	.19	3,000	.17	1,617,278	1,748,884
507	INTEREST IDLE FUNDS	FOOD SERVICES		3,000	.19	3,000	.17	1,617,278	1,748,884
507	INTEREST IDLE FUNDS	CAPITAL OUTLAY		56,684	3.50		.00	1,617,278	1,748,884
507	INTEREST IDLE FUNDS	TRANSPORTATION		25,000	1.55		.00	1,617,278	1,748,884
507	INTEREST IDLE FUNDS	* LINE TOTAL *		142,684	8.82	31,000	1.77	1,617,278	1,748,884
508	OUTGOING TRANSFERS			260,000	10.05	272,000	8.33	2,587,351	3,266,300
508	OUTGOING TRANSFERS	* LINE TOTAL *		260,000	10.05	272,000	8.33	2,587,351	3,266,300
508	UNENCUMBERED CASH			545,450	21.08	632,728	19.37	2,587,351	3,266,300
508	UNENCUMBERED CASH	SPECIAL EDUCATION		38,704	1.50	36,630	1.12	2,587,351	3,266,300
508	UNENCUMBERED CASH	VOCATIONAL EDUC.		20,657	.80	11,354	.35	2,587,351	3,266,300
508	UNENCUMBERED CASH	DRIVER TRAINING		6,738	.26	9,152	.28	2,587,351	3,266,300
508	UNENCUMBERED CASH	FOOD SERVICES		42,502	1.64	36,239	1.11	2,587,351	3,266,300
508	UNENCUMBERED CASH	CAPITAL OUTLAY		185,155	7.16	133,511	4.09	2,587,351	3,266,300
508	UNENCUMBERED CASH	TRANSPORTATION		8,959	.35	23,495	.72	2,587,351	3,266,300
508	UNENCUMBERED CASH	* LINE TOTAL *		848,165	32.78	883,109	27.04	2,587,351	3,266,300
508	INTEREST IDLE FUNDS	CAPITAL OUTLAY		90,676	3.50	70,000	2.14	2,587,351	3,266,300
508	INTEREST IDLE FUNDS	* LINE TOTAL *		90,676	3.50	70,000	2.14	2,587,351	3,266,300
509	OUTGOING TRANSFERS			85,324	12.08	58,579	7.30	706,392	802,831
509	OUTGOING TRANSFERS	* LINE TOTAL *		85,324	12.08	58,579	7.30	706,392	802,831
509	UNENCUMBERED CASH			137,565	19.47	235,371	29.32	706,392	802,831
509	UNENCUMBERED CASH	SPECIAL EDUCATION		12,284	1.74	25,303	3.15	706,392	802,831
509	UNENCUMBERED CASH	VOCATIONAL EDUC.		17,616	2.49	30,459	3.79	706,392	802,831
509	UNENCUMBERED CASH	DRIVER TRAINING		4,355	.62	5,690	.71	706,392	802,831
509	UNENCUMBERED CASH	FOOD SERVICES		39,420	5.58	41,826	5.21	706,392	802,831
509	UNENCUMBERED CASH	CAPITAL OUTLAY		131,757	18.65	116,984	14.57	706,392	802,831
509	UNENCUMBERED CASH	TRANSPORTATION		45,247	6.41	47,873	5.96	706,392	802,831
509	UNENCUMBERED CASH	* LINE TOTAL *		388,244	54.96	503,506	62.72	706,392	802,831

KNEA LISTING SPECIAL FUNDS

USD LINE	FUND	84-85 ACTUAL	PCT OF TOTAL	85-86 BUDGET	PCT OF TOTAL	84-85 GEN FUND ACTUAL TOTAL	85-86 GEN FUND BUDGET TOTAL
509 INTEREST IDLE FUNDS	SPECIAL EDUCATION	12,000	1.70	1,300	.16	706,392	802,831
509 INTEREST IDLE FUNDS	VOCATIONAL EDUC.	16,000	2.27	4,000	.50	706,392	802,831
509 INTEREST IDLE FUNDS	DRIVER TRAINING	3,000	.42	1,561	.19	706,392	802,831
509 INTEREST IDLE FUNDS	FOOD SERVICES	14,154	2.00	10,000	1.25	706,392	802,831
509 INTEREST IDLE FUNDS	CAPITAL OUTLAY	8,000	1.13	8,943	1.11	706,392	802,831
509 INTEREST IDLE FUNDS	* LINE TOTAL *	53,154	7.52	25,804	3.21	706,392	802,831
511 OUTGOING TRANSFERS		31,700	4.19	45,318	5.26	755,907	861,553
511 OUTGOING TRANSFERS	* LINE TOTAL *	31,700	4.19	45,318	5.26	755,907	861,553
511 UNENCUMBERED CASH		127,294	16.84	146,478	17.00	755,907	861,553
511 UNENCUMBERED CASH	SPECIAL EDUCATION	23,939	3.17	20,757	2.41	755,907	861,553
511 UNENCUMBERED CASH	DRIVER TRAINING	2,600	.34	921	.11	755,907	861,553
511 UNENCUMBERED CASH	FOOD SERVICES	9,649	1.28	6,456	.75	755,907	861,553
511 UNENCUMBERED CASH	CAPITAL OUTLAY	162,846	21.54	259,958	30.17	755,907	861,553
511 UNENCUMBERED CASH	TRANSPORTATION	41,515	5.49	34,211	3.97	755,907	861,553
511 UNENCUMBERED CASH	* LINE TOTAL *	367,843	48.66	468,781	54.41	755,907	861,553
511 INTEREST IDLE FUNDS	SPECIAL EDUCATION	10,989	1.45	10,000	1.16	755,907	861,553
511 INTEREST IDLE FUNDS	DRIVER TRAINING		.00	550	.06	755,907	861,553
511 INTEREST IDLE FUNDS	FOOD SERVICES	3,699	.49	23,000	2.67	755,907	861,553
511 INTEREST IDLE FUNDS	CAPITAL OUTLAY	30,178	3.99	20,000	2.32	755,907	861,553
511 INTEREST IDLE FUNDS	TRANSPORTATION	7,485	.99	6,000	.70	755,907	861,553
511 INTEREST IDLE FUNDS	* LINE TOTAL *	52,351	6.93	59,550	6.91	755,907	861,553
512 OUTGOING TRANSFERS		7,400,000	8.99	6,342,898	7.22	82,352,520	87,813,915
512 OUTGOING TRANSFERS	* LINE TOTAL *	7,400,000	8.99	6,342,898	7.22	82,352,520	87,813,915
512 UNENCUMBERED CASH		10,489,821	12.74	12,924,901	14.72	82,352,520	87,813,915
512 UNENCUMBERED CASH	SPECIAL EDUCATION	2,291,855	2.78	3,074,540	3.50	82,352,520	87,813,915
512 UNENCUMBERED CASH	VOCATIONAL EDUC.	510,811	.62	750,376	.85	82,352,520	87,813,915
512 UNENCUMBERED CASH	DRIVER TRAINING	162,351	.20	312,519	.36	82,352,520	87,813,915
512 UNENCUMBERED CASH	FOOD SERVICES	1,187,680	1.44	854,931	.97	82,352,520	87,813,915
512 UNENCUMBERED CASH	CAPITAL OUTLAY	4,296,141	5.22	3,655,291	4.16	82,352,520	87,813,915
512 UNENCUMBERED CASH	TRANSPORTATION	215,636	.26	444,691	.51	82,352,520	87,813,915
512 UNENCUMBERED CASH	* LINE TOTAL *	19,154,295	23.26	22,017,249	25.07	82,352,520	87,813,915
512 INTEREST IDLE FUNDS	SPECIAL EDUCATION	499,900	.61		.00	82,352,520	87,813,915
512 INTEREST IDLE FUNDS	VOCATIONAL EDUC.	200,000	.24		.00	82,352,520	87,813,915
512 INTEREST IDLE FUNDS	DRIVER TRAINING	180,530	.22		.00	82,352,520	87,813,915
512 INTEREST IDLE FUNDS	FOOD SERVICES	84,601	.10	100,000	.11	82,352,520	87,813,915
512 INTEREST IDLE FUNDS	CAPITAL OUTLAY	1,972,520	2.40	2,500,000	2.85	82,352,520	87,813,915
512 INTEREST IDLE FUNDS	TRANSPORTATION	174,701	.21	175,000	.20	82,352,520	87,813,915
512 INTEREST IDLE FUNDS	* LINE TOTAL *	3,112,252	3.78	2,775,000	3.16	82,352,520	87,813,915

OFFICE OF
POLITICAL ACTION
Craig Grant



Testimony on SB 601
Presented before the House Education Committee
by Mr. Ferman Marsh, School Finance Committee
United School Administrators of Kansas

USA Finance Package

Senate Bill #536	Increases state sales tax by one cent <u>effective July 1, 1986</u>
Senate Bill #523	Continues state funding for transportation at 100% and special education at 95% of excess costs
House Bill #2829	Provides state assumption of employee KPERS contribution
Senate Bill #601	Provides new money to state aid formula with 101% and 103% budget limitations

REVENUE from 1¢ state sales tax increase = \$190 million

COSTS for USA Finance Package:

Transportation	\$ 2.1 million
Special Education	3.2
KPERS	24.7
General Aid	<u>10.0</u>

Total contribution to education \$40.0 million

STATE OF KANSAS



OFFICE OF THE GOVERNOR

State Capitol
Topeka 66612-1590

John Carlin Governor

Testimony to
House Education Committee
Regarding Senate Bill 601
by John Myers
March 17, 1986

Mr. Chairman, Committee Members:

I am here representing Governor Carlin to ask this Committee to amend Senate Bill 601.

Senate Bill 601 establishes school budget limits that are not adequate. Under the Governor's school finance proposal, budget limits of 102 to 104 percent are combined with an effort to pay employees contributions to KPERS. The average take-home increase for teachers from the Governor's recommendation would exceed eight percent.

Kansas can be proud of the dedicated and well-trained teachers who have entered the profession over the years. Current trends, however, reveal fewer and fewer numbers of students each year entering our teacher training programs. As salaries paid to teachers continue to be below average, young people are gravitating to occupations where the rewards, both monetarily and professionally, are greater. There is no question that, allowed to continue unchecked, these factors will result in lesser-qualified instructors in our classrooms. The answer is not to lower standards as an enticement simply to attract greater numbers. The importance of having quality teachers to meet the knowledge explosion shaping the world today requires that we take a comprehensive approach. Salaries, college training, programs continuing professional development opportunities--all must be addressed if we are to maintain excellent classroom instruction and a quality educational system. These are fundamental building blocks upon which the future growth and prosperity of our state depend.

During Governor Carlin's term, Kansas' national ranking of "average teacher salary," excluding fringe benefits, has increased from 37th among the 50 states to 29th. Over the same period, the average salary for teachers, including fringe benefits and related costs, has increased in Kansas from \$14,192 in 1979-80, to \$25,854 in 1985-86.

It is time to take another step forward based on paying KPERS employee contributions. The cost of such a measure is \$24.7 million and would, after tax considerations, provide more than a four percent increase in take-home pay for teachers and other school employees, with no increase in local property taxes. Coupled with 102-104 percent budget limits and a \$14.6 million increase in general aid and income tax rebate, the potential increase in take-home pay for teachers in the 1986-87 school year exceeds eight percent. If the Governors plan for increasing teachers' pay is rejected, 105-108 percent budget limits and a \$52 million increase in general state aid and income tax rebate will be required to accomplish the same eight percent increase and hold property taxes to the same \$34.2 million increase.

The KPERS option will allow maximum benefits to teachers within the resources that can be made available in FY 1987. For example, a school teacher earning the Kansas average monthly salary of \$1,897.33 will receive a 4.8 percent increase in take-home pay if the state assumes the employee's four percent KPERS contribution. If a four percent cost-of-living adjustment (COLA) were enacted for salary improvement, the same teacher's take-home pay would only increase by 3.8 percent. In order to achieve the same take-home advantage under the COLA alternative, the base salary for teachers would have to be increased 5 percent first. Only then would the provisions of this bill be adequate.

The Governor remains committed to education as his highest priority. Increased take-home pay for teachers is essential to sustain our increasing educational quality.

The Governor asks that Senate Bill 601 be amended to assure an increase of eight percent in take-home pay for teachers.

Thank you for the opportunity to appear representing Governor Carlin.



TESTIMONY ON SB 601

before the

House Education Committee

by

John W. Koepke, Executive Director
Kansas Association of School Boards

March 17, 1986

Mr. Chairman and members of the Committee, we appreciate the opportunity to express the view of our 303 member boards of education on what is usually the major piece of education legislation during any legislative session. The debate that is occurring over SB 601 is symptomatic to us of everything that is wrong with our present school finance formula.

Instead of discussing with you the needs of public education, we are forced to discuss the budget limits in SB 601 based on the availability of resources and the effect on the property tax. Our delegates last December adopted a budget limit resolution calling for limits of 105-115%. We believe that these are reasonable limits if preserving the quality of education in Kansas were the main issue. Unfortunately, due to resources available and concern about the formula, quality of education hardly enters into the discussion.

Even under the most optimistic revenue package that has been suggested thus far, we have not seen any willingness to put more than \$10 million into the School District Equalization Act. We find it disheartening that revenue

plans that would raise more than \$195 million in new state revenue would allocate such a small amount to the general funds of our elementary and secondary schools.

For these reasons, Mr. Chairman and members of the Committee we believe that it is time for the Legislature to begin looking seriously at restructuring our school finance distribution formula. Our delegates last fall overwhelmingly adopted a policy statement embracing the principles found in the Ad Hoc School Finance Committee Plan. This plan is before you in the form of HB 2585. We urge you to give serious consideration to this plan. We believe that its adoption would once again allow us to come before you and discuss school finance in terms of educational needs rather than in terms of property tax limitation.

We believe that the need to do so is urgent. While we have done much in recent years in terms of improvement in employees salaries, we do not believe that we can afford to rest on our laurels. All indications are that a national teacher shortage is imminent. If we expect to attract and hold the best people in the education profession, we must continue to offer competitive salaries. While other fixed costs facing school districts are escalating rapidly, particularly in such areas as insurance and utilities, minimal budget limits such as those contemplated in SB 601 do not allow school districts to adequately address employee salary needs.

We hope that the Committee will give serious considerations to these concerns. We should not forget, in this period of heightened interest in economic development, that one of the keys to economic development is a highly trained and educated work force. If we expect to compete in national and world markets, we cannot afford to allow the structure of our educational system to deteriorate.

As always, we appreciate the opportunity to appear before you to express our opinions.

HENRY HELGERSON

REPRESENTATIVE, EIGHTY-SIXTH DISTRICT
4009 HAMMOND DRIVE
WICHITA, KANSAS 67218



TOPEKA

HOUSE OF
REPRESENTATIVES

COMMITTEE ASSIGNMENTS
MEMBER: WAYS AND MEANS
COMMUNICATION COMPUTERS AND
TECHNOLOGY
KANSAS STATE ADVISORY
COUNCIL ON AGING

February 26, 1986

TESTIMONY FOR SENATE BILL 650

Is early intervention for preschool children with handicaps cost effective?

Young children with handicapping conditions need health and social services in addition to educational services. In cooperation with the staff for the Governor's Cabinet Subcommittee on Early Childhood Development Services and along with the Department of Education these figures were prepared.

This Summary is based on the findings that early intervention results in children leaving special education to regular education or needing less intensive services. It assumes that the resultant attrition will be 12% with intervention from birth to age 2 years, 33% from two to 6 years of age, and an additional 20% during the years from 6 to age 18. (Chart I & II) These percentages were derived from national follow-up studies of 12 early intervention programs, from Colorado state and from information gathered from four early intervention programs within the state; Hayes, Hutchinson, McPherson and Salina. (Additional information is attached) All of these studies clearly indicate that early intervention saves money.

The average cost of Special education in Kansas is \$7595 for school age students compared to the average cost for regular education of \$2813 according to the Kansas State Department of Education. A survey of ten Kansas early education programs reported expenditures for preschool handicapped programs; average cost per child was \$3816. Infant programs were estimated to be \$3600. (Chart III)

Governor Carlin has included \$900,000 for state aid to districts to serve preschool handicapped children. The Department of Education estimated that if these funds were available, at least 1435 children would be served.

Four options were developed to calculate the cost of educating 1435 children with handicaps to age 18. The costs by each option were:

- Option 1 Begins intervention between birth to age 2 - cost per child - \$71,033 (Chart IV)
- Option 2 begins intervention at age 3 - cost per child - \$72,156 (Chart V)
- Option 3 begins at age 6 with 20% of the students leaving special educational programs - cost per child \$79,663. This assumes all attrition occurs the first year. Rather we believe that it occurs on gradual occurrence. Therefore we average the two extremes leaving an average special education cost of \$85,401.50 for grades 1-12. (Chart VI & VII)
- Option 4 begins at age 6 with no attrition to regular education- cost per child \$91,140. (Chart VIII & IX)

The savings resulting from starting special education at age 3 rather than waiting to age 6 would be \$13,245.50 per child. If intervention begins between birth and age 2 years, the savings are \$14,368.50 per child. If we extend these figures for the sample population we find that the state will save \$19,006,575 when it intervenes at age 3 and \$20,618,797 when intervention at birth is applied.

State Board of Education ran figures that show the state will save \$6,000,000 for the sample population by the grade only. (Chart X)

For severely handicapped children, as in Option 4, who will need special education throughout their entire education, the cost savings would come from reduced level of services needed.

This analysis of projected costs indicates that early intervention is cost effective. The costs of early intervention are fully recovered in later years and additional savings are accrued.

CHART #I

AGE OF CHILD AT BEGINNING OF INTERVENTION	Birth	Age 3	Age 6 (with attrition to regular education)*	Age 6 (with no attrition to regular education)*
% OF STUDENTS IN AGE GROUP LEAVING TO REGULAR EDUCATION	12%	33%		20%

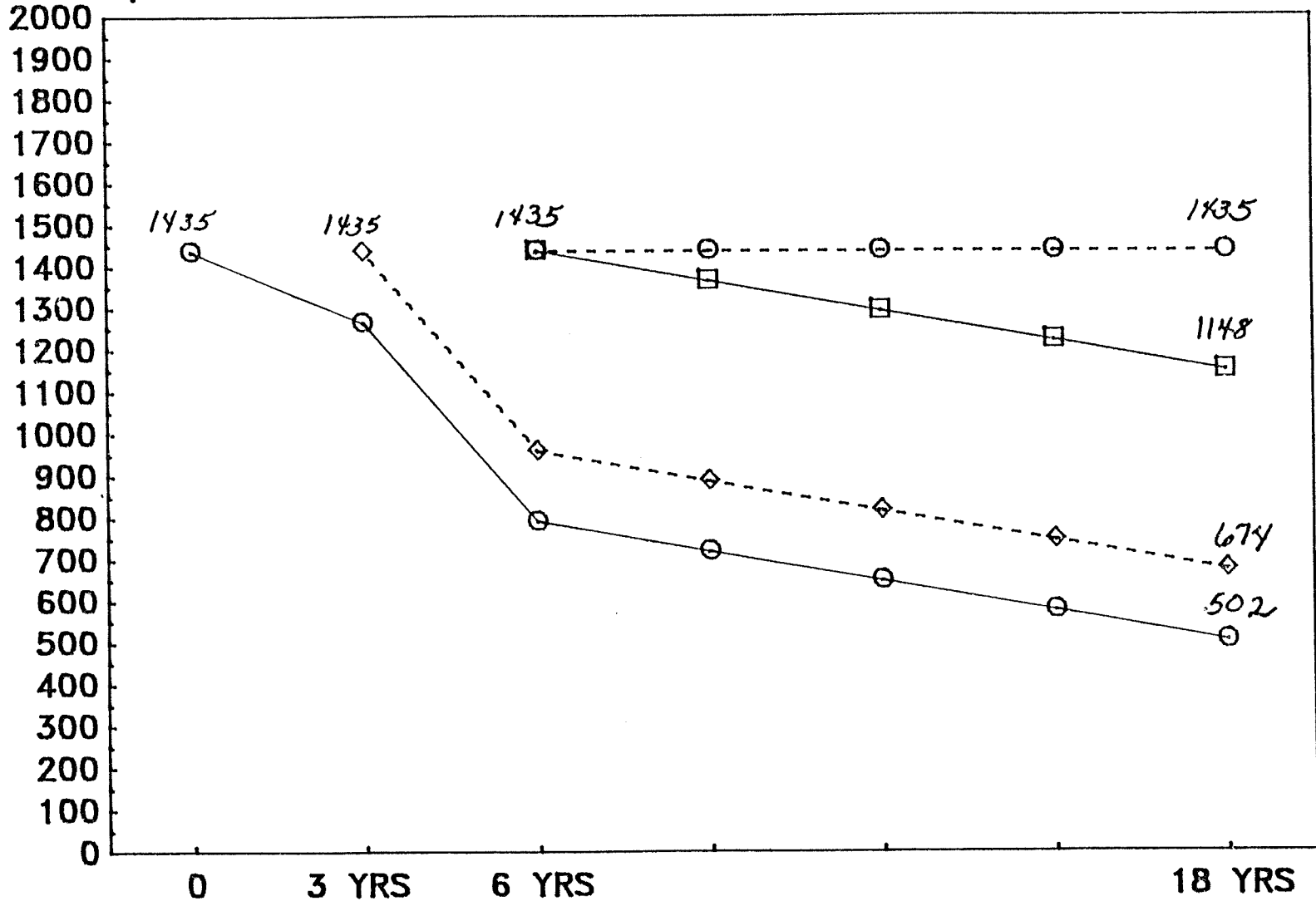
**(Based on '84-'85 study of 1435
children w/ mild to severe
handicapping conditions)**

***Attrition: movement from
special education to
regular education**

CHART #11

STUDENTS RECEIVING SPECIAL EDUCATION AT DIFFERENT INTERVENTION POINTS

Stud. Recv. Spec-Ed Srvc.



○—○ Intervent. beg. at birth
□—□ at age 6

◇—◇ at age 3
○—○ at 6 (no attrition)

CHART # III

AVERAGE COST OF SPECIAL EDUCATION PER CHILD PER YR (9 MO; '84-'85)

COST PER CHILD PER YEAR

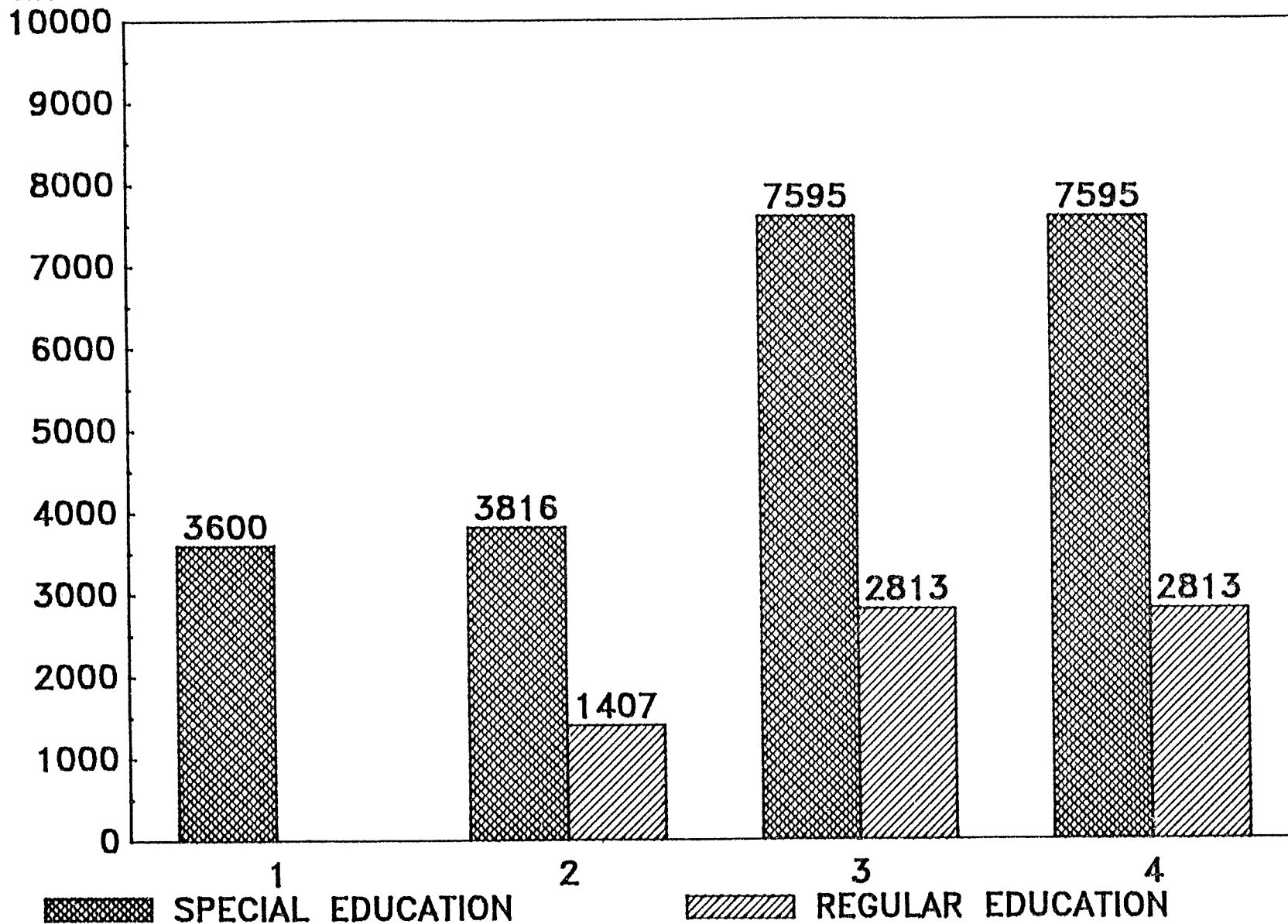


CHART # IV

OPTION #1
PROGRAM ANNUAL COST PER CHILD

	Special Infant AT \$3600	* *	PRESCHOOL Special AT \$3816	* *	PRESCHOOL Kindergarten (Regular) AT \$1407	* *	ELEM. & SECOND. Special Education AT \$7595	* *	ELEM. & SECOND. Regular Education AT \$2813
# Children	1435	*	1263	*	172	*	502	*	933
(% of children)	(100%)	*	(88%)	*	(12%)	*	(35%)	*	(65%)
x	x	*	x	*	x	*	x	*	x
Prog. Yrs.	1	*	4	*	1	*	12	*	12
x	x	*	x	*	x	*	x	*	x
Pupil Cost	\$3600	*	\$3816	*	\$1407	*	\$7595	*	\$2813
=	=	*	=	*	=	*	=	*	=
Subtotal	\$5,166,000	*	\$19,278,432	*	\$242,004	*	\$45,752,280	*	\$31,494,348
									● TOTAL OPTION
									\$101,933,064
									COST/PUPIL
									TO AGE 18
									\$71,033

CHART #V

OPTION #2
PROGRAM ANNUAL COST PER CHILD

		PRESCHOOL	PRESCHOOL	ELEM. & SECOND.	ELEM. & SECOND.
	Special		Kindergarten	Special	Regular
	Infant	Special	(Regular)	Education	Education
	AT \$3600	AT \$3816	AT \$1407	AT \$7595	AT \$2813
	-----	-----	-----	-----	-----
# Children	*	1435	*	674	761
(% of children)	*	(100%)	*	(47%)	(53%)
x	*	x	*	x	x
Prog. Yrs.	*	3	*	12	12
x	*	x	*	x	x
Pupil Cost	*	\$3816	*	\$7595	\$2813
=	*	=	*	=	=
Subtotal	*	\$16,427,880	*	\$61,428,360	\$25,688,316
	*	-----	*	=====	=====
				● TOTAL OPTION	\$103,544,556
				COST/PUPIL	
				TO AGE 18	\$72,156

CHART # VI
OPTION #3
PROGRAM ANNUAL COST PER CHILD

		PRESCHOOL		PRESCHOOL Kindergarten		ELEM. & SECOND.		ELEM. & SECOND.		
	*			(Regular)	*	Special Education		Regular Education		
	*	Special			*	AT \$7595		AT \$2813		
	*	AT \$3600	*	AT \$3816	*	AT \$1407	*	AT \$7595	*	AT \$2813

	*				*					
	*				*					
# Children	*				*	1148		287		
(% of children)	*				*	(80%)		(20%)		
x	*				*	x		x		
Prog. Yrs.	*				*	12		12		
x	*				*	x		x		
Pupil Cost	*				*	\$7595		\$2813		
=	*				*	=		=		
Subtotal	*				*	\$104,628,720		\$9,687,972		
	*				*	=====		=====		
						● TOTAL OPTION		\$114,004,664		
						COST/PUPIL				
						TO AGE 18		\$79,663		

CHART # VII
OPTION #3
PROGRAM ANNUAL COST PER CHILD

		PRESCHOOL		PRESCHOOL		ELEM. & SECOND.		ELEM. & SECOND.
	*		*	Kindergarten	*	Special	*	Regular
	*	Special	*	(Regular)	*	Education	*	Education
	*	AT \$3600	*	AT \$1407	*	AT \$7595	*	AT \$2813
-----*		-----*		-----*		-----*		-----*
# Children	*		*		*	1148	*	287
(% of children)	*		*		*	(80%)	*	(20%)
x	*		*		*	x	*	x
Prog. Yrs.	*		*		*	12	*	12
x	*		*		*	x	*	x
Pupil Cost	*		*		*	\$7595	*	\$2813
=	*		*		*	=	*	=
Subtotal	*		*		*	\$104,628,720	*	\$9,687,972
	*		*		*	=====	*	=====
						● TOTAL OPTION		\$114,004,664
						COST/PUPIL		
						TO AGE 18		\$79,663
						TOTAL AND AVERAGE FOR		
						12 years option #3 & #4		\$85,401.50

CHART # VIII

OPTION #4
PROGRAM ANNUAL COST PER CHILD

		PRESCHOOL	PRESCHOOL	ELEM. & SECOND.	ELEM. & SECOND.
	Special		Kindergarten	Special	Regular
	Infant	Special	(Regular)	Education	Education
	AT \$3600	AT \$3816	AT \$1407	AT \$7595	AT \$2813
	-----*	-----*	-----*	-----*	-----*
	*			*	
# Children	*			*	1435
(% of children)	*			*	(100%)
x	*			*	x
Prog. Yrs.	*			*	12
x	*			*	x
Pupil Cost	*			*	\$7595
=	*			*	=
Subtotal	*			*	\$130,785,900
	*			*	=====
				*	● TOTAL OPTION \$130,785,900
					COST/PUPIL
					TO AGE 18 \$91,140

CHART #IX

TOTAL SPECIAL EDUCATION COSTS
PER CHILD TO AGE 18 (1984-85)

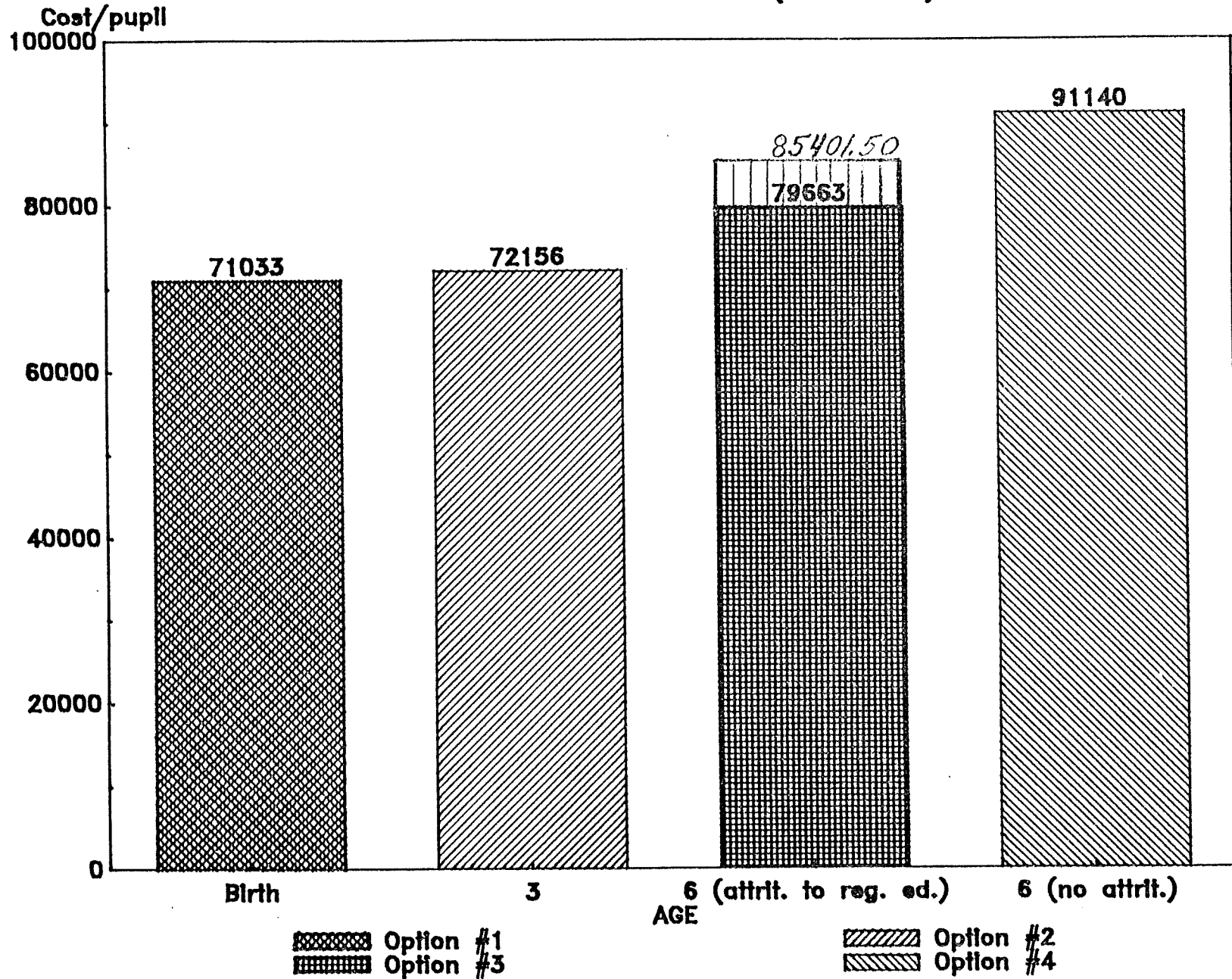
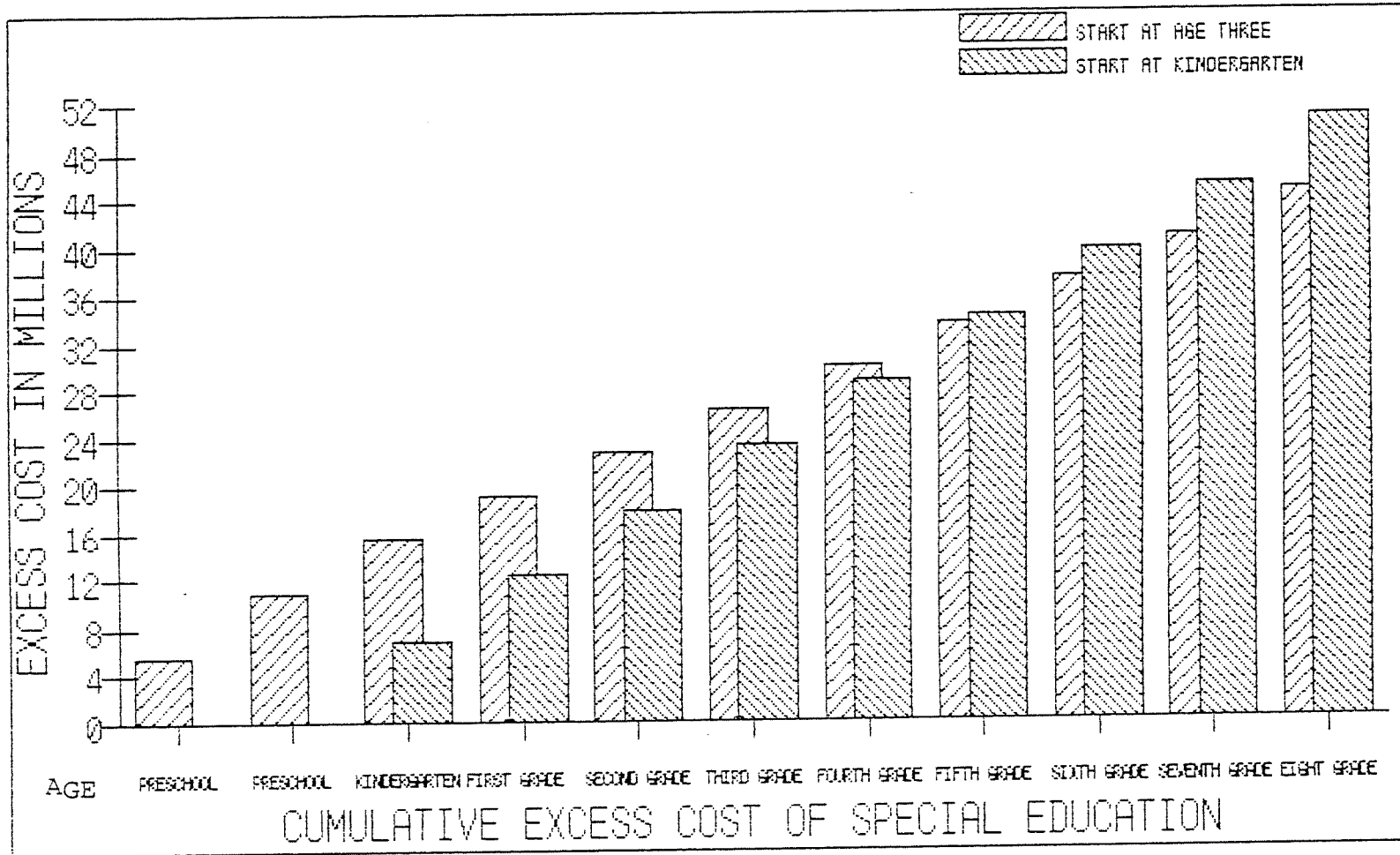


CHART #X



This graph illustrates how costs for special education accumulate over the first eight grades for these 1435 children if they started in special education at age three compared to waiting until kindergarten. The projections are conservative in that no inflation was assumed and the entire cost of providing the preschool service was included. By fifth grade the break even point would be passed and by the eighth grade \$6,000,000 would have been saved on 1435 children.

POTENTIAL NUMBER OF HANDICAPPED
CHILDREN BY COUNTY

Potential Number of Handicapped Children By County

1980-84

CHEYENNE <u>10</u> 250	RAWLINS <u>14</u> 339	DECATUR <u>14</u> 350	NORTON <u>17</u> 432	PHILLIPS <u>21</u> 522	SMITH <u>14</u> 352	JEWELL <u>14</u> 357	REPUBLIC <u>18</u> 454	WASHINGTON <u>21</u> 524	MARSHALL <u>41</u> 1024	NEMAHA <u>38</u> 944	BROWN <u>37</u> 932	DONIPHAN <u>29</u> 720
SHERMAN <u>26</u> 662	THOMAS <u>30</u> 754	SHERIDAN <u>12</u> 298	GRAHAM <u>14</u> 347	ROOKS <u>24</u> 604	OSBORNE <u>16</u> 394	MITCHELL <u>29</u> 606	CLOUD <u>36</u> 896	CLAY <u>28</u> 688	RILEY <u>198</u> 4939	POTTAWATOMIE <u>53</u> 1383	JACKSON <u>36</u> 891	ATCHISON <u>52</u> 1305
WALLACE <u>8</u> 201	LOGAN <u>12</u> 292	GOVE <u>13</u> 314	TREGO <u>14</u> 348	ELLIS <u>98</u> 2438	RUSSELL <u>28</u> 705	LINCOLN <u>10</u> 298	OTTAWA <u>16</u> 397	DICKINSON <u>53</u> 1329	GEARY <u>260</u> 6477	WABAUNSEE <u>19</u> 466	SHAWNEE <u>494</u> 12,350	JEFFERSON <u>47</u> 1167
GREELEY <u>7</u> 180	WICHITA <u>12</u> 298	SCOTT <u>20</u> 512	LANE <u>8</u> 198	NESS <u>16</u> 410	RUSH <u>12</u> 295	BARTON <u>122</u> 3046	ELLSWORTH <u>18</u> 462	SALINE <u>163</u> 4078	MORRIS <u>18</u> 438	LYON <u>134</u> 1104	OSAGE <u>44</u> 1104	DOUGLAS <u>144</u> 4853
HAMILTON <u>8</u> 190	KEARNY <u>17</u> 415	FINNEY <u>135</u> 3375	HODGEMAN <u>8</u> 204	PAWNEE <u>26</u> 651	EDWARDS <u>12</u> 303	STAFFORD <u>17</u> 415	RENO <u>202</u> 5050	MC PHERSON <u>85</u> 2114	MARION <u>34</u> 855	CHASE <u>9</u> 236	COFFEY <u>30</u> 741	JOHNSON <u>827</u> 20668
STANTON <u>10</u> 238	GRANT <u>32</u> 794	MASKELL <u>16</u> 412	GRAY <u>22</u> 541	FORD <u>105</u> 2628	KIOWA <u>13</u> 332	PRATT <u>36</u> 901	HARVEY <u>97</u> 2432	MARION <u>34</u> 855	CHASE <u>9</u> 236	WYANDOTTE <u>16</u> 891	ANDERSON <u>27</u> 693	MIAMI <u>63</u> 1629
MORTON <u>14</u> 350	STEVENS <u>17</u> 434	SEWARD <u>81</u> 2018	MEADE <u>16</u> 409	CLARK <u>7</u> 172	GOMANCHE <u>7</u> 175	BARBER <u>24</u> 600	SEDGWICK <u>1438</u> 35,960	MARION <u>34</u> 855	CHASE <u>9</u> 236	WYANDOTTE <u>16</u> 891	LINN <u>23</u> 586	FRANKLIN <u>67</u> 1671
							KINGMAN <u>29</u> 719	MARION <u>34</u> 855	CHASE <u>9</u> 236	WYANDOTTE <u>16</u> 891	BOURBON <u>50</u> 1274	LEAVENWORTH <u>160</u> 3992
							HARPER <u>22</u> 541	MARION <u>34</u> 855	CHASE <u>9</u> 236	WYANDOTTE <u>16</u> 891	ALLEN <u>50</u> 1274	LEAVENWORTH <u>160</u> 3992
								MARION <u>34</u> 855	CHASE <u>9</u> 236	WYANDOTTE <u>16</u> 891	WILSON <u>32</u> 811	LEAVENWORTH <u>160</u> 3992
								MARION <u>34</u> 855	CHASE <u>9</u> 236	WYANDOTTE <u>16</u> 891	NEOSHO <u>61</u> 1529	LEAVENWORTH <u>160</u> 3992
								MARION <u>34</u> 855	CHASE <u>9</u> 236	WYANDOTTE <u>16</u> 891	ELK <u>8</u> 206	LEAVENWORTH <u>160</u> 3992
								MARION <u>34</u> 855	CHASE <u>9</u> 236	WYANDOTTE <u>16</u> 891	CHAUTAUQUA <u>14</u> 349	LEAVENWORTH <u>160</u> 3992
								MARION <u>34</u> 855	CHASE <u>9</u> 236	WYANDOTTE <u>16</u> 891	MONTGOMERY <u>141</u> 3520	LEAVENWORTH <u>160</u> 3992
								MARION <u>34</u> 855	CHASE <u>9</u> 236	WYANDOTTE <u>16</u> 891	LABETTE <u>79</u> 1982	LEAVENWORTH <u>160</u> 3992
								MARION <u>34</u> 855	CHASE <u>9</u> 236	WYANDOTTE <u>16</u> 891	CHEROKEE <u>60</u> 1512	LEAVENWORTH <u>160</u> 3992

Top Numbr - Number of Children With Handicapping Conditions based on 4% of live births
 Bottom Number - Births by County - 1980-84

FOLLOW-UP STUDIES

McPherson
Hutchinson
Colorado

EARLY EDUCATION CENTER
 127 E. Ave. B, Box 399
 Hutchinson, Kansas 67504

PLACEMENTS FOR CHILDREN LEAVING E.E.C.
MAY 1984

	<u>Total Program</u>
Home	1
Headstart	1
*Kindergarten without support services	7
*Kindergarten with support services	2
Speech services (1)	
Hearing Impaired (1)	
Transitional Kindergarten	3
EMH	2
TMH	3
SMH	<u>1</u>
TOTAL	20

*Total of 9 children going into Kindergarten; 2 dismissed to home, preschool, daycare, or headstart; 48% of children leaving E.E.C. going onto a "regular" placement.

PLACEMENTS FOR CHILDREN LEAVING E.E.C.
MAY 1985

	<u>Total Program</u>
*Home	1
*Preschool/Daycare	3
*Headstart	2
*Kindergarten without support services	3
*Kindergarten with support services	8
Vision services (2)	
Speech services (4)	
P.T. services (1)	
Audiological services (1)	
PSA	1
Transitional Kindergarten	9
EMH	1
TMH	3
SMH	1
HI	<u>1</u>
TOTAL	33

*Total of 11 children going into Kindergarten; 5 dismissed to home, preschool, daycare, or headstart; 48% of children leaving E.E.C. going onto a "regular" placement.

Effectiveness of Early Special Education for Handicapped Children

COLORADO RESEARCH DESIGN STUDY

Four Colorado School districts — Adams County, Boulder Valley, St. Vrain, Weld County — provided preschool special education for children from 1974 to 1977. These districts participated in a program of scientific study to determine the effectiveness of preschool special education. One goal of the program was to improve language, thinking and social skills of three to five year-old handicapped children. Another program goal was to prevent future handicapping conditions for "at risk" children who might be identified as handicapped after they entered the public schools. For many children, the achievement of these goals would:

- ★ reduce later school problems
- ★ reduce the need for special education services
- ★ eliminate the need for special education services

INREAL (INclass REActive Language), developed by Rita S. Weiss, PH.D. at the University of Colorado, was the special education preschool program used in these four districts. The INREAL program is a naturalistic, non-stigmatizing method of early childhood special education. This method is carried out within the classroom and emphasizes language development. Other studies have shown that language is the cornerstone of the learning tower which produces success in school.

Study Questions

The Colorado research design study asked three questions about the effectiveness of preschool special education:

- 1) Did the handicapped children who received preschool special education do better on tests than handicapped children who received no preschool special education?
- 2) If the handicapped children who received preschool special education learned more than the handicapped children who received no preschool special education, did this improvement last?
- 3) Does the long-term improvement in the handicapped children save money for school district special education programs?

Methodology

In each district, two equal groups of children were selected from the classrooms. One group of children received preschool special education. The other group received no preschool special education. The total number of children in the study was 518.

After the children finished the preschool special education program and went into elementary schools, their need for special education was followed for three more years (1977-80). Then, the cost of special education was calculated for these three years.

Results

For Question 1: The study results show that the children who received preschool special education scored statistically significantly higher on tests than the children who received no preschool special education.

For Question 2: The study results show that the improved learning in children receiving preschool special education lasts over time. The children who had received preschool special education needed significantly fewer special education services than the children who had received no preschool special education for each of the three years studied. These results demonstrate that the goals of the study, to improve learning skills in handicapped children, and to prevent handicapping conditions in other children, were achieved.

For Question 3: The study results show that the improvement in both the handicapped and the at-risk children saves money for the school district. Even after subtracting the costs of the preschool special education program,

the school districts over three years, saved \$1560.00 per handicapped pupil and \$1050.00 per at-risk pupil. Preventing later learning and school problems and reducing the need for special education services during the elementary years saves Colorado taxpayers money.

Data

Two separate groups of children were examined. One group included child-

ren who were identified handicapped as preschoolers. The other group included children who were not identified as handicapped during their preschool years but who were "at risk" (due to medical or environmental conditions) of being identified as handicapped when they entered school.

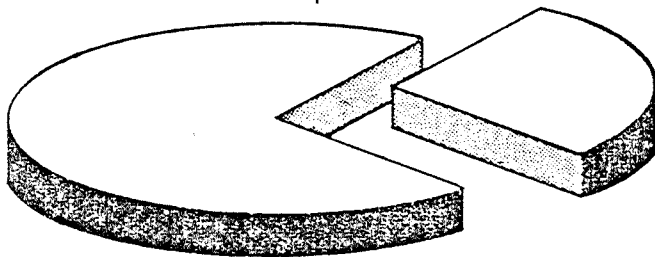
Group 1 - The follow-up study results for the children identified as handicapped showed:

During 1977-78

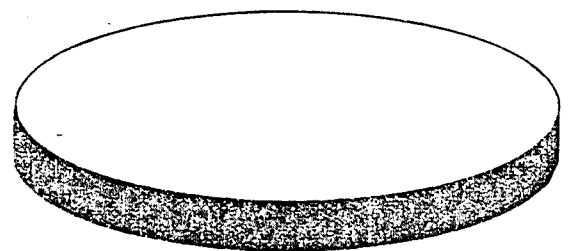
- * 29% of the children who received preschool special education needed no further special education services.

- * all of the handicapped children who received no preschool special education required special education services.

Preschool Special Education



No Preschool Special Education

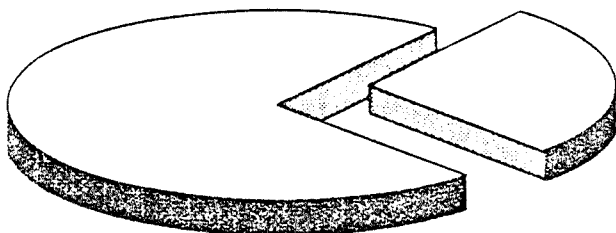


During 1978-79

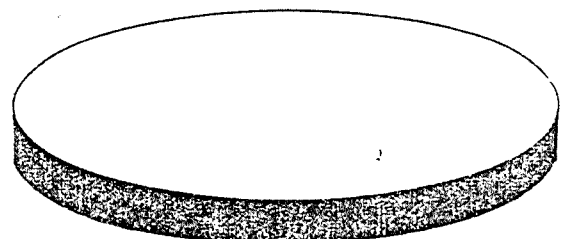
- * 19% of the handicapped children who received preschool special education needed no further special education.

- * all of the handicapped children who received no preschool special education required special education services

Preschool Special Education



No Preschool Special Education



Even though some of the children who had received preschool special education continued to need special education during the elementary grades, by the third year 38% no longer

needed special education. On the other hand, only 7% of the handicapped children who received no preschool education no longer needed special education services.


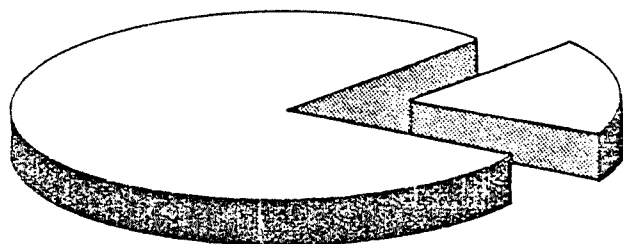
During 1979-80

- ★ 38% of the handicapped children who received preschool special education needed no further special education.

- ★ 93% of the handicapped children who received no preschool special education continued to require special education services.

Preschool Special Education

No Preschool Special Education



Group 2 - The follow-up study results for those children at-risk of being identified as handicapped after they entered public school showed:

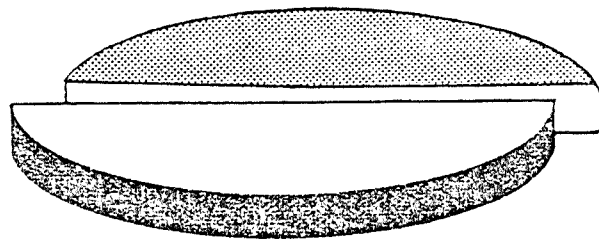
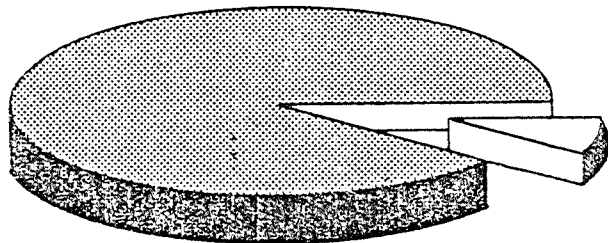
During 1977-78

- ★ 85% of the children who had received preschool special education needed no further special education services.

- ★ 51% of the children who received no preschool special education were identified as needing special education services.

Preschool Special Education

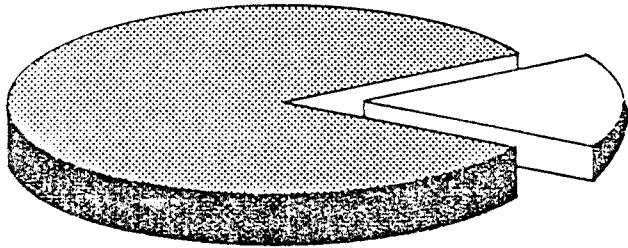
No Preschool Special Education



During 1978-79

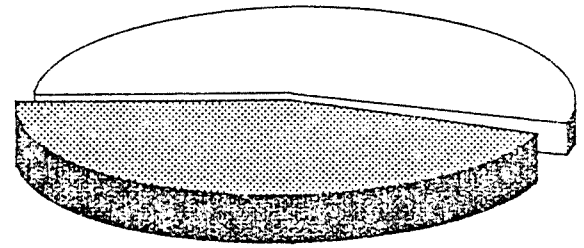
- 84% of the children who had received preschool special education needed no further special education services.

Preschool Special Education



- 62% of the children who received no preschool special education were identified as needing special education services.

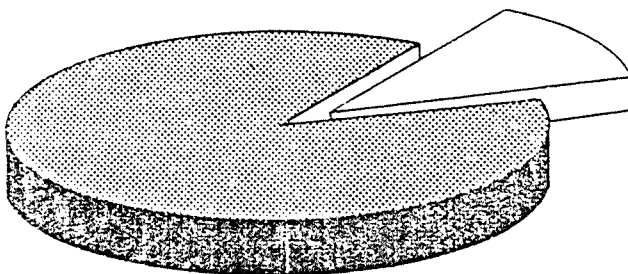
No Preschool Education



During 1979-80

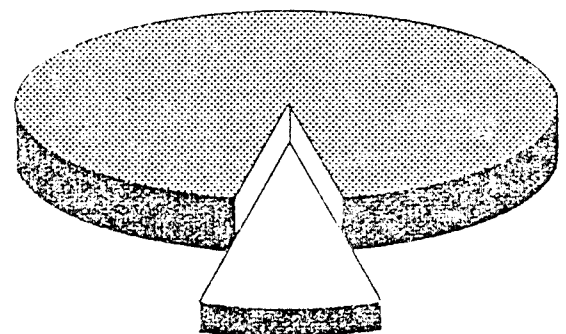
- 89% of the children who had received preschool special education needed no further special education services.

Preschool Special Education



- 38% of the children who received no preschool special education were identified as needing special education services.

No Preschool Education



RESULTS

The results of the experimental research design study show that the goals of the program were met. Handicapped children who attended a preschool program when compared to handicapped peers who did not:

- did significantly better in school over an extended period of time.
- had a reduced need for special education services.

- were more frequently able to benefit from regular education without any special support.

In meeting these goals the INREAL program demonstrated that handicapped children will achieve more success in school as a result of having a preschool experience. Besides the human benefit there is also an economic benefit gained in the reduced or eliminated need for expensive special services later on in a child's educational career.

MCPHERSON COUNTY DIVERSIFIED SERVICES

STATISTICAL ANALYSIS OF DISABLED CHILDREN
 HAVING RECEIVED SPECIAL EDUCATION SERVICES FROM HOPE PRESCHOOL

Data For School Year Ending In	Number of Children That Left Services And Stayed in Community	Number of Children That Advanced To Regular Class- Room	Number of Children That Advanced To Regular Class- Room W/ Special Ed. Support	Number of Children That Advanced To Fulltime Special Ed. Classroom
1977	11	08 (73%)	01 (09%)	02 (18%)
1978	07	05 (71%)	01 (14%)	01 (14%)
1979	08	03 (50%)	-----	03 (50%)
1980	12	05 (42%)	03 (25%)	04 (33%)
1981	11	04 (36%)	06 (55%)	01 (09%)
1982	12	05 (42%)	05 (42%)	02 (17%)
1983	15	08 (53%)	05 (33%)	02 (13%)
1984	15	08 (53%)	03 (20%)	04 (27%)
1985	16	09 (56%)	01 (06%)	06 (38%)
Totals	105	55 (52%)	22 (21%)	25 (24%)

PROJECTED COST SAVINGS OF BEGINNING PRESCHOOL SPECIAL EDUCATION AT AGE 4

This summary examines (1) the cumulative average costs of special education starting at age 4 and kindergarten and (2) the grade level when the costs of preschool special education have been recovered.

Early intervention results in children needing less intensive services and moving from special education to regular education. The percentages of children who leave special education and go into regular education at each level are approximately:

- 17% - between 4 and 6 years of age
- 20% - from 6 to 18 years of age

The average costs for education reported by The Kansas State Department of Education are

	<u>Special Education</u>	<u>Regular Education</u>	<u>Excess Cost of Special Education</u>
Preschool - Age 4	\$3,816	\$ -0-	\$3,816
Kindergarten - Age 5	3,797	1,407	2,390
Grades 1-12	7,595	2,813	4,782

The proportional excess cost of educating the children starting at age 4 and at age 5 was calculated by applying the percentage of children remaining in special education to the average excess cost at each grade level.

	<u>4 yr.</u>	<u>Kgn</u>	<u>1st</u>	<u>2nd</u>	<u>3rd</u>	<u>4th</u>	<u>5th</u>
Excess Cost of Special Education	\$3,816	\$2,390	\$4,782	\$4,782	\$4,782	\$4,782	\$4,782
<u>Start at Age 4</u> % of children remaining in Special Education	(100%)	(83%)	(63%)	(63%)	(63%)	(63%)	(63%)
Proportional Excess Cost of Special Education	\$3,816	\$1,984	\$3,013	\$3,013	\$3,013	\$3,013	\$3,013
<u>Start at Age 5</u> % of children remaining in Special Education	(0%)	(100%)	(80%)	(80%)	(80%)	(80%)	(80%)
Proportional Excess Cost of Special Education	\$ -0-	\$2,390	\$3,826	\$3,826	\$3,826	\$3,826	\$3,826

By the fifth grade, the cumulative costs are:

- \$20,865 - Beginning at Age 4
- \$21,520 - Beginning at Kindergarten

The costs of preschool special education have been recovered by the fifth grade, and a savings of \$655.00 have accrued for each child who started at age 4.

K A N S A S

PUBLIC SCHOOL WITH SPECIAL PRESCHOOLS

1986

USD/INT

INT 603	ANW Special Education Cooperative	507 N. 9th Box 207 Humboldt, KS 66748
437	Auburn-Washburn	5928 S.W. 53rd Topeka, KS 66610
428	Barton County Cooperative Program of Special Services	1221 Grant Great Bend, KS 67530
229	Blue Valley	Box 23901 Stanley, KS 66223
490	Butler County School Board Council Education Cooperative	1518 W. 6th Street El Dorado, KS 67042
305	Central KS Cooperative in Education	3023 Canterbury Drive Salina, KS 67401
233	Comprehensive Special Services Cooperative	1021 Pitt Street, Box 2000 Olathe, KS 66061
465	Cowley County Special Education Cooperative	900 East 12th Street Winfield, KS 67156
INT 614	East Central KS Cooperative in Education	Box 41 Baldwin City, KS 66006
253	Flint Hills Area Special Education Cooperative	216 West Sixth, Box 459 Emporia, KS 66801
234	Fort Scott	Fifth & Main Street Fort Scott, KS 66701
373	Harvey County Special Education Cooperative	725 Main Newton, KS 67114
261	Haysville	1745 W. Grand Haysville, KS 67060
INT 611	High Plains Education Cooperative District	621 E. Oklahoma Ulysses, KS 67880
497	Lawrence	2017 Louisiana Lawrence, KS 66046
INT 617	Marion County Special Education Cooperative	601 East Main Marion, KS 66861

418	McPherson County, KS Cooperative Special Ed. Dept.	514 N. Main McPherson, KS 67460
INT 602	Northwest Kansas Education Cooperative	Education Service Center 210 S. Range, Suite 126 Colby, KS 67701
233	Olathe	1021 Pitt Street Box 2000 Olathe, KS 66061
290	Ottawa	420 S. Main Ottawa, KS 66067
INT 610	Reno County Education Cooperative	Route #4, Box 228-C Hutchinson, KS 67501
308	Hutchinson USD308	P.O.Box 1908 1520 N. Plum Hutchinson, KS 67501
405	Rice County Special Education Cooperative	510 E. Avenue So. Lyons, KS 67554
407	Russell	Simpson Elementary School North Main St Russell, KS 67665
321	Kaw Valley Special Services	Box 578 Rossville, KS 66533
INT 618	Sedgwick County Area Special Education Cooperative	Box 760 620 Industrial Goddard, KS 67052
450	Shawnee Heights - Tecumseh	Shawnee Heights High School Route 1 Tecumseh, KS 66542
512	Shawnee Mission	7235 Antioch Shawnee Mission, KS 66204
INT 609	Southeast Kansas Regional Education Service Center	RR 4, Box 176 Girard, KS 66743
250	Southeast Kansas Special Education Cooperative	205 South Locust St. Pittsburg, KS 66762
INT 613	Southwest Kansas Area Cooperative District	1000 Second Avenue Dodge City, KS 67801
501	Topeka	624 West 24th Topeka, KS 66611
321	St. Marys	Box 578 Rossville, KS 66533

259 Wichita

640 North Emporia
Wichita, KS 67214

500 Wyandotte County Special Education Coop.

625 Minnesota (Library Bldg.)
Kansas City, KS 66101

KSDE APPROVED PRESCHOOLS FOR HANDICAPPED CHILDREN

1986

<u>USD/INT</u>	<u>Special Purpose Schools with Preschool Programs</u>	<u>Address</u>
	Big Lakes Developmental Center Manhattan, Wamego & Junction City	1500 Hayes Drive Manhattan, KS 66502
	Capper Foundation Topeka	3500 W. 10th St. Topeka, KS 66604
INT 609	Kansas Neurological Institute Topeka	3107 W. 21st Topeka, KS 66604
	Kansas State School for the Deaf Olathe	450 East Park Olathe, KS 66061
INT 614	Lakemary Center Paola	100 Lakemary Drive Paola, KS 66071
USD 501	Menninger Foundation - Southard School Topeka	P.O.Box 829 Topeka, KS 66601
INT 609	Parsons Regional Intervention Program Parsons	2601 Gabriel Parsons, KS 67357
USD 500	Rainbow Mental Health Center Kansas City	2205 West 36th Kansas City, KS 66103
INT 618	Starkey Developmental Center Wichita Valley Center Preschool St. Joseph's Hospital-Lilac Lane Preschool	144 S. Young Wichita, KS 67209
	University of Kansas Medical Center Kansas City - Sp. Ed. Dept.	39th & Rainbow Kansas City, KS 66103
INT 609	Winfield State Hospital Winfield	Winfield, KS 67156
<u>Developmental Special Preschools</u>		
INT 613	Arrowhead West Dodge City	Box 1353 Dodge City, KS 67801
	Developmental Services of Northwest Kansas Stockton	P.O.Box 1016 Hays, KS 67601
	Early Childhood Development Center Hays	94 Lewis Drive Hays, KS 67601
INT 610	Early Education Center, TECH Hutchinson	Box 399 Hutchinson, KS 67501

Developmental Special Preschools

	HELP Preschool Leavenworth	426 Miami Leavenworth, KS 66048
USD 253	Hettlinger Development Center Emporia	707 S. Commercial Emporia, KS 66801
USD 418	McPherson Diversified Services, Hope Preschool McPherson	P.O.Box 68 McPherson, KS 67460
USD 373	Northview Developmental Center Newton	725 Main Newton, KS 67114
INT 617	Northview Developmental Center Marion County	601 East Main Marion, KS 66861
USD 305	Occupational Center of Central Kansas Salina	370 Shilling Road Salina, KS 67401
USD 333	Occupational Center of Central Kansas Concordia & Belleville	217 W. 7th Concordia, KS 66901
INT 611	Russell Developmental Center Garden City	714 Ballinger Garden City, KS 67846
USD 501	Topeka ARC Topeka	2701 Randolph Topeka, KS 66611
INT 603	Tri-Valley Developmental Center Chanute	P.O.Box 220 Chanute, KS 66720
USD 234	Tri-Valley Developmental Center Ft. Scott	P.O.Box 1052, 1610 S. 1st Ft. Scott, KS 66701
	Twin Valley Marysville	207 N. 14th Marysville, KS 66508
	Rainbows United, Inc. Wichita	2615 Wellesley Wichita, KS 67220
USD 428	Sunflower Training Center Great Bend	Box 838 Westport Industrial Great Bend, KS 67530 Par
USD 405	Sunflower Training Center Lyons	510 E. Avenue South Lyons, KS 67554
USD 500	Wyandotte Developmental Preschool Kansas City	1100 State Avenue Kansas City, KS 66102