

MINUTES OF THE SENATE COMMITTEE ON FEDERAL AND STATE AFFAIRS

The meeting was called to order by Edward F. Reilly, Jr. at  
Chairperson

11:00 a.m. ~~p.m.~~ on March 13, 19 84 in room 254-E of the Capitol.

All members were present except:

Senator Francisco was excused.

Committee staff present:

Fred Carman, Assistant Revisor of Statutes  
Russell Mills, Legislative Research  
Emalene Correll, Legislative Research  
June Windscheffel, Secretary to the Committee

Conferees appearing before the committee:

Mary Ellen Conlee, City of Wichita, Wichita, Kansas  
David Barclay, Department of Corrections  
Gary Kemp, Director of Planning and Research, Department of Corrections

SB595 - concerning merchant and security policemen; fingerprinting.

The Chairman called the Committee's attention to SB595, and stated that Mary Ellen Conlee was to report back to the Committee after having talked with officials in Sedgwick County. She said this would give statutory authority for fingerprint checks on security guards. Without this the F.B.I. has been refusing to acknowledge fingerprint checks. She suggested some changes and said they had identified a dozen cities that participate in the program and none of them have any question with the firmer language.

Senator Morris moved that SB595, be amended on page 1, in line 31, by striking "Any" and inserting "Every"; and in line 31 by striking "may" and inserting "which requires a license pursuant to this act shall"; in line 33, by striking "may" and inserting "shall"; in line 42, by striking "8-501" and inserting "8 1437". 2d by Senator Meyers. Motion carried.

Senator Pomeroy moved that on page 2, in line 45, "in the state of Kansas" be stricken. 2d by Senator Pomeroy. Motion carried. Senator Morris asked that he be recorded as voting "no."

Senator Pomeroy moved to report SB595 favorably. 2d by Senator Gannon. Motion carried.

Senator Morris asked that a Committee bill be introduced concerning automatic telephone dialing-announcing devices. Senator Winter moved the introduction of such legislation as a Committee bill. 2d by Senator Morris. Motion carried.

Report Concerning Prison Conditions.

The Chairman introduced David Barclay and Gary Kemp from the Department of Corrections, who presented a briefing to the Committee. They discussed optimum and maximum population level; actual population; and rate increases. They also discussed offender profiles and other matters. A "Briefing on Overcrowding in Kansas Prisons," prepared by Planning, Research, Evaluation and Accreditation Unit, which they presented, is part of these Minutes as Attachment #1; it is dated March 13, 1984, and contains 5 pages of DOC data. Also attached is a Current Population Compared to Optimum Management Capacity, et cetera, Chart, and is Attachment #2 of these Minutes. There were questions from the Committee. One question that was asked concerned the location of a new honor camp. The Chairman asked Mr. Barclay and Mr. Kemp if they might return tomorrow for more questions from the Committee.

The Minutes of March 8, 1984, were approved on motion of Senator Morris, 2d by Senator Daniels. Motion carried.

The meeting was adjourned at 12:10 p.m.

3/13/84 JW  
Attachment #1

**BRIEFING ON OVERCROWDING  
IN  
KANSAS PRISONS**

Michael A. Barbara  
Secretary of Corrections

March 13, 1984

Prepared by:  
Planning, Research,  
Evaluation and Accreditation Unit

Attachment #1

## Introduction

Since June 30, 1982 the inmate population has increased from 3,008 to 3,798 on January 31, 1984. This represents a 26% increase in the inmate population.

Departmental space for housing inmates currently stands at 2,597 for optimum and 3,998<sup>1</sup> for maximum capacity. The net change in capacity due to construction/renovation projects is expected to increase by 865 optimum management and 1,153 maximum capacity bed spaces by July 1, 1985. These projects will increase optimum management capacity to 3,462 (+33%). Similarly, maximum capacity will increase to 5,151 (+29%).<sup>2</sup>

The security level of the bed space for new construction will be 562 minimum bed spaces under either capacity concept; and medium security beds that total 303 for optimum management and 591 maximum capacity. The end result will be 865 optimum management and 1,153 maximum capacity beds added to the system. These additional beds cost \$25,068,841. Listed below is a breakdown of revised capacity levels within the department as of July 1, 1985.

<u>Security Level</u>	<u>Capacity</u>	
	<u>Optimum Management</u>	<u>Maximum</u>
Minimum	1,118	1,210
Medium	430	846
Maximum	<u>1,914</u>	<u>3,095</u>
Total	<u>3,462</u>	<u>5,151</u>

The following page shows the change in capacities by institution based on new construction coming on line as of July 1, 1985.

- 
- <sup>1</sup> Maximum capacity is adjusted to 3,718 when 280 bed spaces are subtracted out due to cell house renovation at KSP.
  - <sup>2</sup> Maximum capacity as of July 1, 1985 is adjusted to 4,911 when 240 bed spaces are subtracted out due to the renovation of a cell house at KSIR.

**Kansas Department of Corrections**

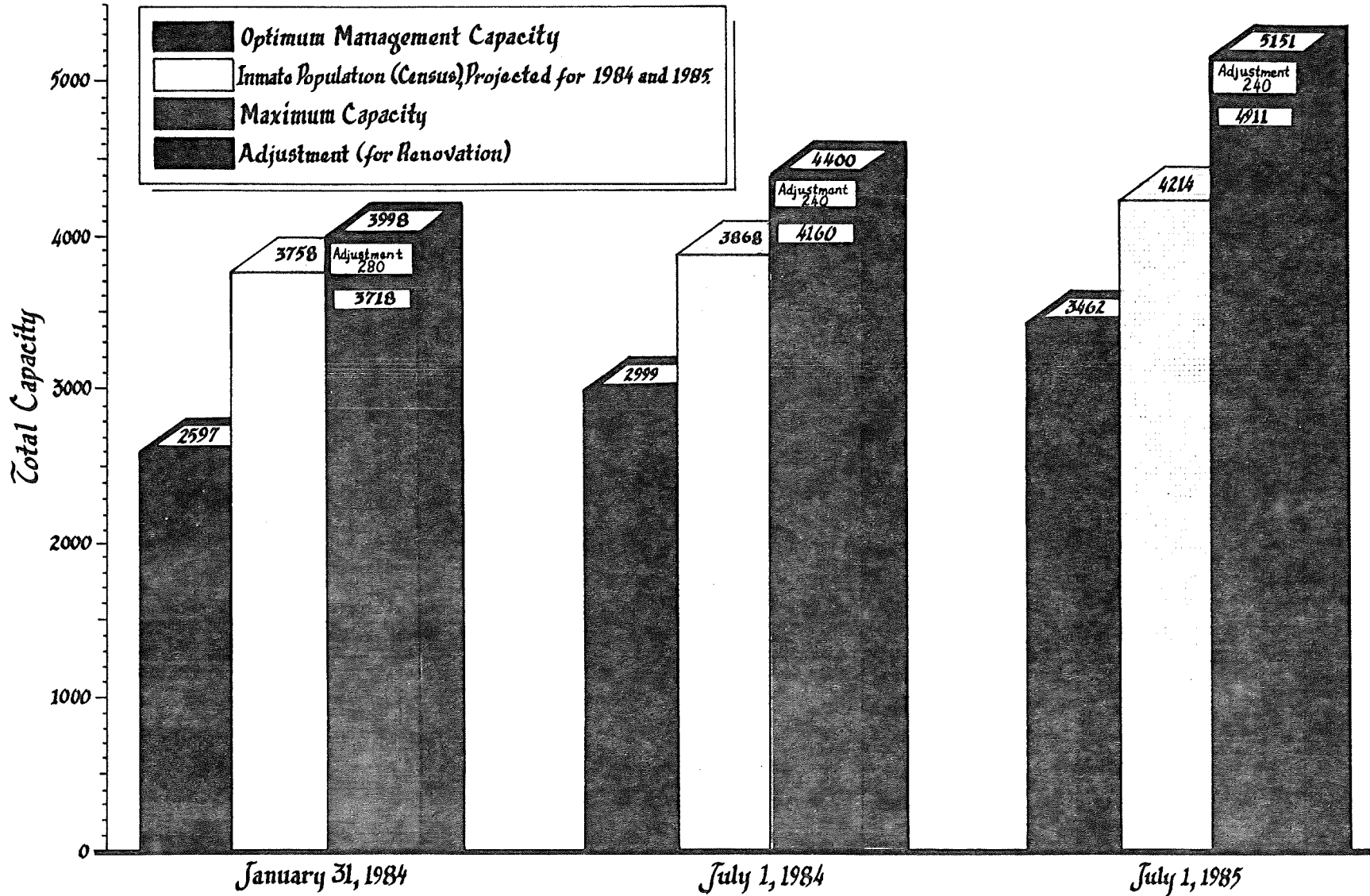
**Optimum Management Capacity and Maximum Capacity by Facility:  
Adjusted to Show Effects of Approved and Proposed New Construction/Renovation Through July 1, 1985**

<u>Facility</u>	<u>Beginning Capacities (1-31-84)</u>		<u>Net Change in Capacity Due to Construction (as of 7-1-85)</u>		<u>Post-construction Capacities (7-1-85)</u>	
	<u>Optimum Management Capacity</u>	<u>Maximum Capacity</u>	<u>Optimum</u>	<u>Maximum</u>	<u>Optimum Management Capacity</u>	<u>Maximum Capacity</u>
	KSP	1,133	2,231	+430	+ 718	1,563
KSIR	870	1,086	+ 96	+ 96	966	1,182
KCVTC	180	200	0	0	180	200
SRDC	88	132	0	0	88	132
KCIL	100	123	+ 46	+ 46	146	169
Honor Camps	125	125	+ 64	+ 64	189	189
Work Release	101	101	+ 20	+ 20	121	121
Pre-release	<u>0</u>	<u>0</u>	<u>+209</u>	<u>+ 209</u>	<u>209</u>	<u>209</u>
Totals	2,597	3,998	865	1,153	3,462	5,151
Adjustments (Renovation)	<u>N/A</u>	<u>- 280</u>	<u>N/A</u>	<u>+ 40</u>	<u>N/A</u>	<u>- 240</u>
Adjusted Totals	2,597	3,718	865	1,193	3,462	4,911

Prepared by: Planning, Research, Evaluation and Accreditation Unit, February 9, 1984

# KANSAS DEPARTMENT OF CORRECTIONS

## Inmate Population (Census) in Relation to Optimum Management Capacity and Maximum Capacity: Three Dates Compared



\*Capacity figures are taken from the KDOC. Correctional Facility Capacity Report; January, 1984 (Revised). The adjustments to maximum capacity reflect the net effect of renovation projects. Population figures exclude L.S.H. and C.J.P.

# KANSAS DEPARTMENT OF CORRECTIONS

## Factors Contributing to Increase in Inmate Population

Kansas Adult Authority  
(Parole Practices)

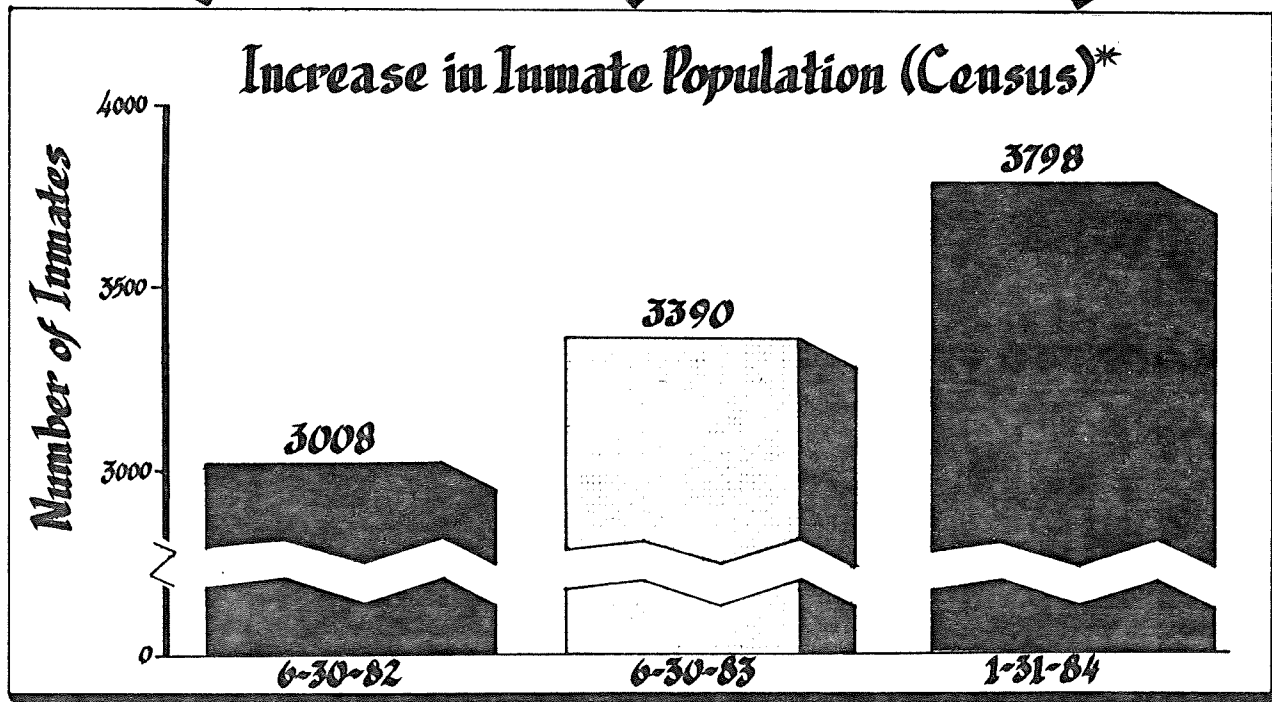
1. Parole rate from regular hearings  
FY1983 ~ 62%  
FY1984 (to date) ~ 53%
2. FY1983 parole release increased  
at only half the rate (4%)  
of FY1983 admissions (8%)

Legislative

\*\*1. Effect of HB 3104  
Increase of 111% in  
average time to be  
served (projected)  
compared to FY1983  
parolees (excluding  
class A felons.)

Judicial

\*\*1. Increase of 47% in  
average time to serve  
for offenses not  
affected by HB 3104  
(compared to FY1983  
parolees)



\* Figures include Larned State Hospital & Contract Jail Placement.  
\*\* Information taken from K.D.C. report on overcrowding (Sep. 28, 1983)

# KANSAS DEPARTMENT OF CORRECTIONS

Custody Level by Felony Class: February 8, 1984 Inmate Population (Census)\*

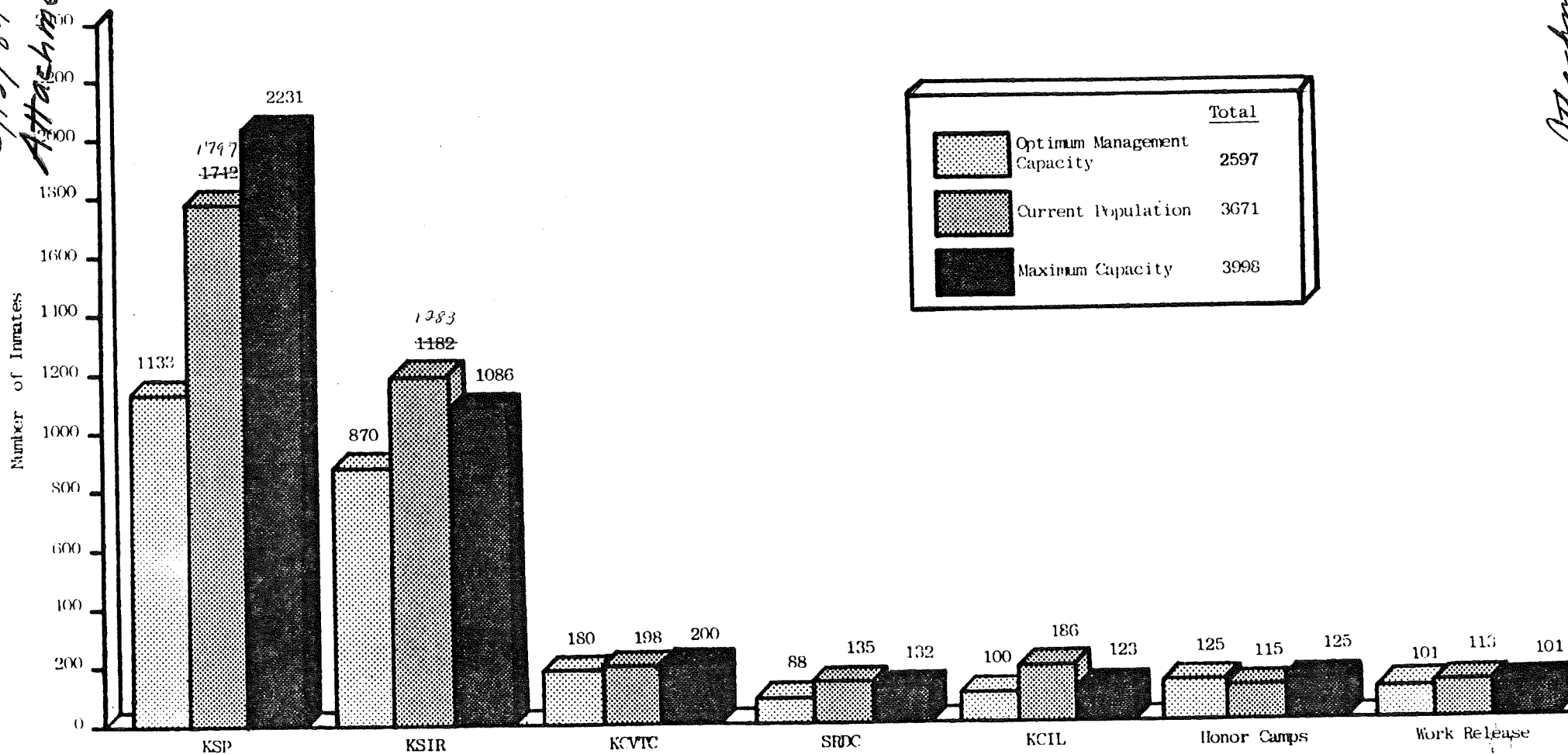
		Felony Class						TOTALS
		A	B	C	D	E	Other**	
Custody Levels	Maximum	49	149	115	220	74	7	614
	Close	75	199	131	287	97	27	816
	Medium	142	372	192	229	39	57	1031
	Minimum	22	213	273	620	177	33	1338
	TOTALS	288	933	711	1356	387	124	3799

\* Figures taken from K.D.O.C. computer program PGM-GKFEL, 2-8-84 run.

\*\* Other includes pre-1970 offenses; or data unavailable.

Figure A

Current Population Compared to Optimum Management Capacity and Maximum Capacity:  
 Inmate Population (Census) as of December 31, 1983\*



\*Capacity figures are taken from the Department of Corrections, Correctional Facility Capacity Report, January 1984 (Revised).  
 Inmates assigned to Larned State Hospital or in contract jail placement are not included in any of the figures.

3/13/84 JAW  
 Attachment #2

Attachment #2