



John Idoux
Director Governmental Affairs
john.idoux@centurylink.com

600 New Century Parkway
New Century, KS 66031
913-353-7082

Testimony of Neutral Position of Senate Bill 346

**Testimony by CenturyLink
John Idoux, Kansas Governmental Affairs
Before the Senate Utilities Committee
February 3-4, 2016**

Thank you Chairman Olson and members of the Committee. My name is John Idoux and I am CenturyLink's Director of Governmental Affairs for Kansas. I appreciate this opportunity to express CenturyLink's neutral position of Senate Bill 346 and invite the Committee to consider an amendment that, while unrelated to the issue of rural telephone company funding, is germane to the statutory sections under consideration.

CenturyLink Introduction

CenturyLink has provided communications services in Kansas for nearly 125 years and is the third largest telecommunications company in the United States providing broadband, voice, and managed services across the country. CenturyLink serves over 72,000 rural Kansans in 119 communities including Junction City, Fort Riley, Gardner, and 111 communities with less than 1000 residents. CenturyLink's local service territory covers nearly 11,000 square miles and the statewide density is 6.2 customers per square mile although the company serves 10 exchanges with fewer than 1 customer per square mile (in comparison, New York City has 27,000 people per square mile). CenturyLink also has more than 750 route miles of fiber optics throughout Kansas.

Senate Bill 346 Background

As introduced, Senate Bill 346 proposes multiple changes to various sections of the telecom statutes that will modify (a) the definition of "broadband", (b) the telecom public policy of the State, and (c) cost recovery for the rural telephone companies which impact the Kansas Universal Service Fund (KUSF). It is CenturyLink's understanding that the rural telephone companies will not pursue changes to the definition of broadband or the telecom public policy of the State. CenturyLink's overall position as a neutral conferee is based on representation from the rural telephone companies that these proposed changes will not be pursued as the bill advances.

KSA 66-2008 Proposed Changes

CenturyLink has reviewed the Fiscal Note prepared for Senate Bill 346 by the Director of Budgets dated January, 28, 2016. CenturyLink does not interpret Senate Bill 346 to “nullify the \$30 million statutory cap” as stated in the Fiscal Note; however, CenturyLink is concerned that Senate Bill 346 would result in an increase in the RLEC distributions from the KUSF thereby creating a statutory conflict with the cap. This statutory conflict will likely require a legislative fix in subsequent years and/or result in court action. CenturyLink acknowledges that this potential conflict is already present but Senate Bill 346 may potentially accelerate the need for future legislative action.

Proposed CenturyLink Amendment

As the Committee deliberates Senate Bill 346, CenturyLink invites the Committee to consider an amendment that is unrelated to the rural carriers’ bill but is nonetheless germane to the statutory sections under discussion. Specifically, CenturyLink suggests the Committee consider the elimination of three regulatory reports required by statute that have outlived their usefulness and no longer provide benefit. CenturyLink outlines the proposed changes below which has no impact to how any company is regulated and has no consumer consequences.

1. Eliminate an outdated KCC report to the Legislature

The Commission’s annual Price Deregulation report started in 2007 and is a nearly 200-page antiquated report (see Attachment A) that remains a statutory requirement. Not only are companies required to submit a cumbersome annual data submission, but these same companies are required to pay for the report since the KCC is a fee assessed agency. CenturyLink proposes to eliminate or sunset KSA 66-2005(q)(7), effective July 1, 2016.

2. Eliminate filing of individual customer pricing arrangements and retain oversight

Individual customer pricing arrangements are allowed under K.S.A. 66-2005(u) with KCC approval. The KCC has streamlined the process as much as possible but regular filings are still required and this process has outlived the usefulness of the law (see Attachment B). CenturyLink proposes a change which will eliminate the reporting requirement while retaining KCC oversight on a complaint basis in a manner consistent with other sections of statute.

(u) A local exchange carrier may ~~petition for~~ **offer** individual customer pricing **without prior approval by the commission. In response to a complaint that a individual customer pricing agreement is priced below the price floor set forth in subsection (k), the commission shall issue an order within 60 days after the filing of the complaint unless the complainant agrees to an extension.** ~~The commission shall~~

~~respond expeditiously to the petition within a period of not more than 30 days subject to a 30-day extension.~~

3. *Eliminate the annual price cap refresh report and process and correct an inconsistency with the pricing laws for miscellaneous services*

CenturyLink remains obligated to file an annual pricing report (see Attachment C) even though the 2006 Legislature passed legislation redefining the pricing rules for price-cap regulated carriers. In 2006, SB 350 was enacted to: (a) price deregulate bundles; (b) price deregulate all services in Kansas City, Topeka, Wichita and Lawrence; (c) provide a deregulation pathway for other exchanges; and (d) establish new pricing rules for remaining price regulated services. In establishing the new pricing rules, however, SB 350 created a statutory conflict.

The intent of SB 350 was to eliminate the old pricing rules and replace them with new rules. Specifically, (q)(1) states: *Beginning July 1, 2006, price regulation of telecommunications services in the residential and single-line business service basket and the miscellaneous services basket for local exchange carriers subject to price cap regulation **shall be as follows**:* ... SB 350 also redefined the service/basket categories and the new pricing rules for the remaining price regulated services effective July 1, 2008, in (q)(1)(f) as follows: (1) for the initial residential line and up to four business lines the company may adjust rates annual by a component of CPI and (2) *nothing for all other services*. SB 350 eliminated pricing rules for all other services such as caller ID but did not create new rules for these discretionary services.

While the intent of SB 350 was for all other services to be price deregulated effective July 1, 2008, because statute didn't explicitly price deregulate such services, SB 350 created a conflict with the old pricing rules. As a result, CenturyLink is still required to file an annual price cap model refresh even though this does not impact CenturyLink's pricing flexibilities. The proposed amendment clarifies the intent of SB350 by explicit stating miscellaneous services are price deregulated which will allow for the elimination of the annual refresh. Also proposed is a pricing change to basic services to address potential FCC pricing floor requirements.

(F) up to and continuing until July 1, 2008, rates for the initial residential local exchange access line and up to four business local exchange access lines at one location shall remain subject to price cap regulation ***and all other rates, except rates for switched access services, are deemed price deregulated.*** On and after July 1, 2008, the local exchange carrier shall be authorized to adjust such rates without commission approval by not more than ***the greater of (1)*** the percentage increase in the consumer price index for all urban consumers, as officially reported by the bureau of labor statistics of the United States department of labor, or its successor index, ***or (2) the amount necessary to maintain the local rate floor as determined by the federal communications commission,*** in any one

year period and such rates shall not be adjusted below the price floor established in subsection (k). Such rates shall not be affected by purchase of one or more of the following: Call management services, intraLATA long distance service or interLATA long distance service; and

Conclusion

CenturyLink urges your support in eliminating three obsolete and administratively burdensome regulatory reports that are required under current law. The elimination of the above three reports will have no impact to how any company is regulated and has no consumer consequences.

Thank you for your consideration.

Attachments:

- A) Price Deregulation Report (partial report – full report is approximately 200 pages)
- B) Individual Customer Pricing Report
- C) Price Cap Model Refresh Report (partial report – full report is approximately 50 pages)

Attachment A

Price Deregulation Report

Required by KSA 66-2005(q)(7)



We serve the people of Kansas...

PRICE DEREGULATION REPORT | 2016





Table of Contents

Introduction.....	2
Price Deregulated Exchanges.....	3
Weighted, Statewide Average Rate for Nonwireless Residential and Single-Line Business Service.....	5
Weighted Average Rate in Price Deregulated Exchanges.....	6
Table 1	7
Information on Rates and Service Offerings Provided by Telecommunications Carriers in Price Deregulated Exchanges.....	8
Number of Service Providers in the Price Deregulated Exchanges.....	8
Table 2.....	10
Conclusion.....	10
Appendix A.....	11
Appendix B.....	14

Introduction

In 1996, both Congress and the Kansas Legislature enacted sweeping changes in the laws governing telecommunications services in the form of the Federal Telecommunications Act of 1996 and the Kansas Telecommunications Act of 1996. The Kansas Telecommunications Act of 1996 sets forth specific, overarching public policy goals upon which the Act was constructed and which the Legislature intended to be accomplished. Those goals are to:

- (a) ensure that every Kansan will have access to a first-class telecommunications infrastructure that provides excellent service at an affordable price;
- (b) ensure that consumers throughout the state realize the benefit of competition through increased services and improved telecommunications facilities and infrastructure at reduced rates;
- (c) promote consumer access to a full range of telecommunications services, including advanced telecommunications services that are comparable in urban and rural areas throughout the state;
- (d) advance the development of a statewide telecommunications infrastructure that is capable of supporting applications, such as public safety, telemedicine, services for persons with special needs, distance learning, public library services, access to internet providers, and others; and
- (e) protect consumers of telecommunications services from fraudulent business practices that are inconsistent with the public interest, convenience and necessity. K.S.A. 66-2001.

Deciding whether these goals have been met, and thus, deciding that it is appropriate to grant price deregulation, is a matter of public policy. The original provisions of the Kansas Telecommunications Act of 1996 granted the authority to determine whether telecommunication services or exchanges were to be deregulated to the Kansas Corporation Commission (KCC or Commission). Over the years, there have been amendments to the statute intended to modify the manner by which to determine whether there is sufficient competition to warrant price deregulation. As a part of those amendments, the Commission has been required since 2006 to keep track of certain data for determining whether adequate competition exists to warrant price deregulation and report to the Legislature such data, with findings and recommendations where appropriate.

The statutory reporting requirements for the 2012 Report changed due to legislation passed during the 2011 session. The 2011 Kansas Legislature passed Senate Bill 72, which became

effective July 1, 2011. K.S.A. 2013 Supp. 66-2005, at subsection (q)(7), requires that the Commission:

(7) Prior to January 1, 2007, the commission shall determine the weighted, statewide average rate of nonwireless basic local telecommunications service as of July 1, 2006. Prior to January 1, 2007, and annually thereafter, the commission shall determine the weighted, average rate of nonwireless basic local telecommunications services in exchanges that have been price deregulated pursuant to subsection (q)(1)(B), (C) or (D). The commission shall report its findings on or before February 1, 2007, and annually thereafter to the governor, the legislature and each member of the standing committees of the house of representatives and the senate which are assigned telecommunications issues. The commission shall also provide in such annual report information on the current rates for services provided by all telecommunications carriers or other telecommunications service providers regardless of the technology used to provide service in price deregulated exchanges, service offerings provided by all telecommunications carriers or other telecommunications service providers regardless of the technology used and available in price deregulated exchanges and the number of competitors in price deregulated exchanges including, but not limited to, facilities based carriers, commercial mobile radio service or broadband based service providers.

Based on the foregoing, the Commission provides the following information regarding telecommunications services in Kansas:

- The Kansas telecommunication exchanges that have been price deregulated pursuant to K.S.A. 2013 Supp. 66-2005(q)(1)(B)(C) or (D) (Section II);
- The statewide, weighted average price of “nonwireless” basic local service, residential and business, as of both July 1, 2006 and July 1, 2008 (Section III);
- The weighted, average price in the exchanges price deregulated pursuant to K.S.A. 2013 Supp. 66-2005(q)(1)(B)(C) and (D) (Section IV);
- Information on the current rates and service offerings provided by telecommunications carriers in price deregulated exchanges (Section V); and
- The number of competitors in price deregulated exchanges including, but not limited to, facilities based carriers, commercial mobile radio service or broadband based service providers (Section VI).

Price Deregulated Exchanges

K.S.A. 2013 Supp. 66-2005(q)(1)(B)(C) and (D) govern the price deregulation of exchanges for price cap carriers and that are the subject of this Report. K.S.A. 2013 Supp. 66-2005(q)(1)(B)(C) and (D) state:

(B) in any exchange in which there are 75,000 or more local exchange access lines served by all providers, rates for all telecommunications services shall be price deregulated;

(C) in any exchange in which there are fewer than 75,000 local exchange access lines served by all providers, the commission shall price deregulate all business telecommunication services upon a demonstration by the requesting local telecommunications carrier that there are two or more nonaffiliated telecommunications carriers or other entities, that are nonaffiliated with the local exchange carrier, providing local telecommunications service to business customers, regardless of whether the entity provides local service in conjunction with other services in that exchange area. One of such nonaffiliated carriers or entities shall be required to be a facilities-based carrier or entity and not more than one of such nonaffiliated carriers or entities shall be a provider of commercial mobile radio services in that exchange;

(D) in any exchange in which there are fewer than 75,000 local exchange access lines served by all providers, the commission shall price deregulate all residential telecommunication services upon a demonstration by the requesting local telecommunications carrier that there are two or more nonaffiliated telecommunications carriers or other entities, that are nonaffiliated with the local exchange carrier, providing local telecommunications service to residential customers, regardless of whether the entity provides local service in conjunction with other services in that exchange area. One of such nonaffiliated carriers or entities shall be required to be a facilities-based carrier or entity and not more than one of such nonaffiliated carriers or entities shall be a provider of commercial mobile radio services in that exchange.

There are 570 telephone exchanges within the state of Kansas and 253 of those exchanges are served by the two incumbent local exchange carriers that elected price cap regulation, Southwestern Bell Telephone Company d/b/a AT&T Kansas (AT&T) and United Telephone Companies of Kansas d/b/a CenturyLink (CenturyLink). AT&T is the incumbent local exchange carrier in 134 exchanges and CenturyLink is the incumbent in 119 exchanges.

Over the nine years since the price deregulation statute (K.S.A. 66-2005(q)(1)(B)(C) and (D)) was implemented, 59 exchanges were price deregulated pursuant to the aforementioned statute and all 59 exchanges are served by AT&T. Three AT&T exchanges (Kansas City, Topeka, and Wichita) have 75,000 or more access lines and thus were automatically deemed price deregulated on July 1, 2006, the effective date of the 2006 amendment. K.S.A. 2006 Supp. 66-2005(q)(1)(B). Forty-five exchanges have been price deregulated for both business and residential services following a demonstration by AT&T that the requirements of K.S.A. 66-2005(q)(1)(C) and (D) had been met for each of the exchanges. One exchange has been price deregulated for only business services following a demonstration by AT&T that the requirements of K.S.A. 66-2005(q)(1)(C) had been met. Ten exchanges have been price deregulated for only residential services following a demonstration by AT&T that the requirements of K.S.A. 66-2005(q)(1)(D)

had been met. A full list of the price deregulated exchanges, together with Commission proceeding-specific information associated with the deregulation, is attached to this report as Appendix A.

Legislation passed during the 2011 Legislative session (Senate Bill 72) provides that any local exchange carrier with a majority of the carrier's local exchange access lines in the state price deregulated pursuant to subsection (q) may elect to no longer be regulated as a local exchange carrier and, notwithstanding any other provisions, upon such election shall instead be regulated as a telecommunications carrier. A local exchange carrier making such election shall be referred to as an "electing carrier." Pursuant to this statute (K.S.A. 66-2005(x)), AT&T filed a notification with the Commission on July 7, 2011, of its election to be regulated as an "electing carrier" effective October 7, 2011. Thus, effective October 7, 2011, all 134 of AT&T's exchanges were price deregulated.

K.S.A. 2013 Supp. 66-2005(q)(7) outlines the information to be included in this Report and it does not include the exchanges price deregulated pursuant to K.S.A. 66-2005(x), but rather focuses on the exchanges price deregulated pursuant to K.S.A. 66-2005(q)(1)(B)(C) and (D). Thus, the 75 exchanges that were automatically deemed price deregulated on October 7, 2011, pursuant to K.S.A. 66-2005(x) are not included in this Report.

Weighted, Statewide Average Rate for Nonwireless Residential and Single-Line Business Service

Pursuant to K.S.A. 2006 Supp. 66-2005(q)(7), the Commission calculated the weighted, statewide average rate for nonwireless residential and single-line business service as of July 1, 2006. As will be more fully explained, this weighted, statewide average rate for "basic local telecommunications service"¹ is the indicator that was used in the statute to determine the effectiveness of competition in price deregulated exchanges. The data used for making this determination was derived from data requested of all incumbent local exchange carriers and competitive local exchange carriers regarding rates for basic local service and the corresponding number of access lines served. As reported in prior annual telecommunication reports, the weighted, statewide average rate for nonwireless residential and single-line business service as of July 1, 2006 is:

\$15.53 for residential service; and
\$26.37 for single-line business service.

K.S.A. 2006 Supp. 66-2005(q)(7) was again amended in 2008 by the passage of House Bill 2637. The amendment requires the Commission to calculate the weighted, statewide average rate of nonwireless basic local telecommunications service as of July 1, 2008. The Commission, again, sent data requests to all incumbent local exchange carriers and competitive local exchange carriers. From this information, the weighted, statewide average rate for nonwireless residential and single-line business service as of July 1, 2008, was calculated to be:

\$15.85 for residential service; and
\$27.74 for single-line business service.

¹ "Basic local telecommunications service" is a stand-alone telephone line without any additional features.

Weighted Average Rate in Price Deregulated Exchanges

The Commission is also required to determine and advise as to the weighted average rate of nonwireless basic local telecommunications services in exchanges that have been price deregulated pursuant to subsection (q)(1)(B), (C), or (D) on an annual basis. Therefore, the Commission calculated such rates for residential and single-line business service in AT&T's exchanges which have been price deregulated pursuant to subsection (q)(1)(B), (C) or (D). Table 1 is the result of those calculations. It is evident in Table 1 that AT&T faces more competition in some exchanges than others - and residential service is more competitive in some exchanges while business service is more competitive in other exchanges.

Table 1

Exchange	Weighted, Average Residential Rate	Weighted, Average Business Rate
Abilene	\$23.90	\$45.75
Almena	\$17.24	\$29.21
Arkansas City	\$22.26	\$49.32
Basehor	\$28.70	\$50.01
Chanute	\$26.51	\$83.17
Cheney	\$22.11	\$55.12
Cherryvale	\$22.85	\$64.70
Clay Center	\$24.17	\$35.39
Clinton	\$24.81	\$91.00
Coffeyville	\$22.83	\$55.00
Colby-Gem	\$14.03	\$28.70
DeSoto	\$29.70	\$58.73
Dodge City	\$22.45	\$53.39
El Dorado	\$22.52	\$57.40
Ellsworth	\$23.70	\$45.41
Emporia	\$18.03	\$38.88
Erie	\$22.80	\$58.05
Eudora	\$24.35	\$40.93
Garden City	\$22.68	\$52.69
Garden Plain	\$25.07	\$58.19
Goodland	\$14.44	\$33.63
Great Bend	\$20.92	\$43.00
Halstead	\$23.43	\$46.65
Hays	\$18.85	\$34.69
Hoxie	\$17.63	\$32.99
Humboldt	\$22.41	\$54.66
Hutchinson	\$22.09	\$55.56
Independence	\$25.53	\$84.76
Iola	\$22.01	\$53.05
Kansas City	\$28.98	\$40.87
Kingman	\$21.49	\$39.34
Kinsley	\$22.83	\$62.99
Larned	\$21.92	\$45.80
Lawrence	\$22.72	\$57.13
Leavenworth-Lansing	\$29.11	\$57.48
Lindsborg	\$22.12	\$40.74
Lyons	\$22.20	\$42.06
Manhattan	\$22.20	\$53.56
McPherson	\$22.20	\$47.40
Medicine Lodge	\$25.06	\$28.45
Neodesha	\$24.93	\$90.97
Newton	\$22.44	\$48.65
Nickerson	\$22.31	\$40.54
Norton	\$17.49	\$35.33
Oakley	\$14.59	\$26.61
Parsons	\$26.05	\$84.56
Phillipsburg-Kirwin	\$17.83	\$34.41
Pittsburg	\$22.29	\$53.75
Plainville	\$17.74	\$30.04
Pratt	\$22.31	\$42.12
Salina	\$22.00	\$48.13
Smith Center	\$17.56	\$30.75
Stockton	\$17.72	\$29.54
Tonganoxie	\$26.32	\$59.08
Topeka	\$22.20	\$52.80
Towanda	\$23.67	\$68.92
Wichita	\$21.68	\$45.25
Winfield	\$22.58	\$52.21
Yates Center	\$22.57	\$59.43

Information on Rates and Service Offerings Provided by Telecommunications Carriers in Price Deregulated Exchanges

Pursuant to the statute as revised by the 2011 Kansas Legislature, the Commission is required to provide information on the current rates and service offerings provided by telecommunications carriers or other telecommunications service providers regardless of the technology used to provide service in price deregulated exchanges. In order to accomplish this task, the Commission sent a request for data to all jurisdictional and non-jurisdictional telecommunications providers reportedly operating in the state of Kansas. The Commission does not have jurisdiction over many of the carriers (i.e., commercial mobile radio service providers) to which it sent the information request; thus, the responses received were limited to those it does have jurisdiction over and the non-jurisdictional providers who elected to cooperate. The information received is listed by exchange in Appendix B to this Report.

Providers listed may or may not actually serve customers in the exchanges listed, but are included if the provider indicated in its response that it offers service in the exchange.

Number of Service Providers in the Price Deregulated Exchanges

Table 2 below reflects the number of providers in the price deregulated exchanges including, but not limited to, wireline carriers, commercial mobile radio service and broadband-based service providers, as reported in 2013, 2014, and 2015. As is evident in Table 2, the number of providers in each exchange continues to grow. The reader should understand, however, that some providers serve only business customers while some providers serve only residential customers; some providers may require the customer to purchase a bundle while other providers may not; and some providers may provide service in only part of an exchange. Finally, the reader should understand that customers must have access to and purchase broadband service in order to subscribe to some of the Voice over Internet Protocol (VoIP) service offerings.

Table 2

Exchange	Number of Providers in 2013	Number of Providers in 2014	Number of Providers in 2015
Abilene	33	41	55
Almena	29	33	47
Arkansas City	33	40	55
Basehor	29	37	50
Chanute	29	39	52
Cheney	30	35	48
Cherryvale	30	36	51
Clay Center	32	38	53
Clinton	25	31	48
Coffeyville	31	39	55
Colby-Gem	32	38	53
DeSoto	30	40	52
Dodge City	38	42	59
El Dorado	34	42	55
Ellsworth	33	28	52
Emporia	32	42	54
Erie	30	37	49
Eudora	29	36	50
Garden City	37	43	59
Garden Plain	28	35	51
Goodland	33	38	52
Great Bend	34	38	54
Halstead	31	38	51
Hays	36	39	54
Hoxie	30	36	52
Humboldt	29	38	51
Hutchinson	38	45	62
Independence	30	38	54
Iola	34	39	53
Kansas City	52	58	72
Kingman	32	40	53
Kinsley	29	37	51
Larned	32	37	52
Lawrence	38	44	57
Leavenworth-Lansing	36	46	56
Lindsborg	32	38	51
Lyons	36	41	55
Manhattan	37	41	58
McPherson	34	43	55
Medicine Lodge	31	37	52
Neodesha	28	36	48
Newton	36	44	58
Nickerson	31	37	51
Norton	30	36	51
Oakley	31	36	51
Parsons	31	39	54
Phillipsburg-Kirwin	29	36	50
Pittsburg	34	42	58
Plainville	30	34	48
Pratt	35	41	55
Salina	37	46	62
Smith Center	30	35	50
Stockton	28	35	49
Tonganoxie	29	37	52
Topeka	42	48	67
Towanda	29	36	47
Wichita	44	50	69
Winfield	36	41	57
Yates Center	29	37	53

Conclusion

Advances in technology have allowed for new types of telecommunications service offerings and providers to enter the market. Many Kansans have access to telecommunications services via their traditional landline local exchange carrier, wireless carriers, VoIP providers, cable providers and some residents have access to satellite providers. However, although these technologies and deployment of such technologies have come a long way, not every Kansan has access to all of these services. Companies typically deploy services where it makes economic sense to do so, which is traditionally in areas with large population bases. Thus, although a provider may provide service in the “city”, residents outside of the city center may not have access to such services.

This Report provides information on only the 59 AT&T exchanges that have been price deregulated pursuant to K.S.A. 66-2005(q)(1)(B)(C) or (D) and is not necessarily illustrative of the status of competition in the entire state. However, overall Kansans continue to have greater access to new technologies, new offerings, and new service providers.

2016 KANSAS
PRICE DEREGULATION REPORT
APPENDIX A

PRICE DEREGULATED EXCHANGES PURSUANT TO KSA 66-2005(q)(1)(B)(C) or (D)

Exchange	Carrier	Bus	Res	Docket No.	Date Filed	Date Approved
Abilene	AT&T		X	10-SWBT-019-PDR	7/6/2009	8/26/2009
Almena	AT&T	X	X	08-SWBT-316-PDR	10/2/2007	10/23/2007
Arkansas City	AT&T	X	X	08-SWBT-452-PDR	11/8/2007	11/29/2007
Basehor	AT&T	X	X	08-SWBT-246-PDR	9/5/2007	9/25/2007
Chanute	AT&T		X	10-SWBT-019-PDR	7/6/2009	8/26/2009
Cheney	AT&T	X	X	09-SWBT-435-PDR	11/21/2008	12/12/2008
Cherryvale	AT&T	X	X	09-SWBT-435-PDR	11/21/2008	12/12/2008
Clay Center	AT&T		X	10-SWBT-668-PDR	4/16/2010	5/5/2010
Clinton	AT&T	X		08-SWBT-246-PDR	9/5/2007	9/25/2007
Coffeyville	AT&T	X	X	09-SWBT-435-PDR	11/21/2008	12/12/2008
Colby-Gem	AT&T	X	X	08-SWBT-173-PDR	8/10/2007	8/31/2007
DeSoto	AT&T	X	X	10-SWBT-018-PDR	7/6/2009	8/24/2009
Dodge City	AT&T		X	08-SWBT-1081-PDR	6/6/2008	6/26/2008
Dodge City	AT&T	X		09-SWBT-937-PDR	6/5/2009	6/26/2009
El Dorado	AT&T	X	X	08-SWBT-452-PDR	11/8/2007	11/29/2007
Ellsworth	AT&T		X	10-SWBT-019-PDR	7/6/2009	8/26/2009
Emporia	AT&T		X	10-SWBT-019-PDR	7/6/2009	8/26/2009
Erie	AT&T	X		09-SWBT-936-PDR	6/5/2009	7/24/2009
Erie	AT&T		X	10-SWBT-668-PDR	4/16/2010	5/5/2010
Eudora	AT&T	X	X	08-SWBT-246-PDR	9/5/2007	9/25/2007
Garden City	AT&T		X	08-SWBT-1081-PDR	6/6/2008	6/26/2008
Garden City	AT&T	X		09-SWBT-937-PDR	6/5/2009	6/26/2009
Garden Plain	AT&T	X	X	09-SWBT-435-PDR	11/21/2008	12/12/2008
Goodland	AT&T	X	X	08-SWBT-316-PDR	10/2/2007	10/23/2007
Great Bend	AT&T		X	08-SWBT-1081-PDR	6/6/2008	6/26/2008
Great Bend	AT&T	X		09-SWBT-434-PDR	11/21/2008	12/12/2008
Halstead	AT&T	X	X	09-SWBT-435-PDR	11/21/2008	12/12/2008
Hays	AT&T	X	X	08-SWBT-316-PDR	10/2/2007	10/23/2007
Hoxie	AT&T		X	10-SWBT-668-PDR	4/16/2010	5/5/2010
Humboldt	AT&T		X	09-SWBT-434-PDR	11/21/2008	12/12/2008
Humboldt	AT&T	X		09-SWBT-937-PDR	6/5/2009	6/26/2009
Hutchinson	AT&T	X	X	08-SWBT-452-PDR	11/8/2007	11/29/2007
Independence	AT&T		X	10-SWBT-019-PDR	7/6/2009	8/26/2009
Iola	AT&T		X	08-SWBT-1081-PDR	6/6/2008	6/26/2008
Iola	AT&T	X		09-SWBT-434-PDR	11/21/2008	12/12/2008
Kansas City Metro	AT&T	X	X	Pursuant to KSA 66-2005(q)(1)(B)		7/1/2006
Kingman	AT&T	X	X	08-SWBT-452-PDR	11/8/2007	11/29/2007
Kinsley	AT&T	X	X	09-SWBT-936-PDR	6/5/2009	6/26/2009
Larned	AT&T		X	08-SWBT-1081-PDR	6/6/2008	6/26/2008
Larned	AT&T	X		09-SWBT-937-PDR	6/5/2009	6/26/2009
Lawrence	AT&T	X	X	08-SWBT-246-PDR	9/5/2007	9/25/2007
Leavenworth-Lansing	AT&T	X	X	08-SWBT-246-PDR	9/5/2007	9/25/2007
Lindsborg	AT&T		X	08-SWBT-1081-PDR	6/6/2008	6/26/2008
Lindsborg	AT&T	X		09-SWBT-937-PDR	6/5/2009	7/24/2009
Lyons	AT&T		X	08-SWBT-1081-PDR	6/6/2008	6/26/2008
Lyons	AT&T	X		09-SWBT-434-PDR	11/21/2008	12/12/2008
Manhattan	AT&T	X	X	08-SWBT-452-PDR	11/8/2007	11/29/2007
McPherson	AT&T	X	X	09-SWBT-435-PDR	11/21/2008	12/12/2008
Medicine Lodge	AT&T	X	X	08-SWBT-316-PDR	10/2/2007	10/23/2007

PRICE DEREGULATED EXCHANGES PURSUANT TO KSA 66-2005(q)(1)(B)(C) or (D)

Exchange	Carrier	Bus	Res	Docket No.	Date Filed	Date Approved
Neodesha	AT&T		X	10-SWBT-019-PDR	7/6/2009	8/26/2009
Newton	AT&T	X	X	08-SWBT-452-PDR	11/8/2007	11/29/2007
Nickerson	AT&T	X	X	08-SWBT-452-PDR	11/8/2007	11/29/2007
Norton	AT&T	X	X	08-SWBT-316-PDR	10/2/2007	10/23/2007
Oakley	AT&T	X	X	10-SWBT-018-PDR	7/6/2009	8/24/2009
Parsons	AT&T		X	10-SWBT-019-PDR	7/6/2009	8/26/2009
Phillipsburg/Kirwin	AT&T	X	X	08-SWBT-316-PDR	10/2/2007	10/23/2007
Pittsburg	AT&T		X	08-SWBT-1081-PDR	6/6/2008	6/26/2008
Pittsburg	AT&T	X		09-SWBT-434-PDR	11/21/2008	12/12/2008
Plainville	AT&T	X	X	09-SWBT-435-PDR	11/21/2008	12/12/2008
Pratt	AT&T	X	X	08-SWBT-316-PDR	10/2/2007	10/23/2007
Salina	AT&T	X	X	08-SWBT-452-PDR	11/8/2007	11/29/2007
Smith Center	AT&T	X	X	08-SWBT-173-PDR	8/10/2007	8/31/2007
Stockton	AT&T	X	X	10-SWBT-669-PDR	4/16/2010	5/5/2010
Tonganoxie	AT&T	X	X	08-SWBT-246-PDR	9/5/2007	9/25/2007
Topeka Metro	AT&T	X	X	Pursuant to KSA 66-2005(q)(1)(B)		7/1/2006
Towanda	AT&T	X	X	08-SWBT-452-PDR	11/8/2007	11/29/2007
Wichita Metro	AT&T	X	X	Pursuant to KSA 66-2005(q)(1)(B)		7/1/2006
Winfield	AT&T		X	08-SWBT-1081-PDR	6/6/2008	6/26/2008
Winfield	AT&T	X		09-SWBT-434-PDR	11/21/2008	12/12/2008
Yates Center	AT&T		X	10-SWBT-668-PDR	4/16/2010	5/5/2010

2016 KANSAS
PRICE DEREGULATION REPORT
APPENDIX B

Appendix B - Abilene Exchange Service Offerings

CARRIER NAME	RESIDENTIAL OFFERINGS	BUSINESS OFFERINGS
ACCESS POINT, INC.		Business service starting at \$41.00.
APPTIX, INC.	VoIP service base rate for \$29.99 per line.	
AT&T MOBILITY	Prepaid GoPhone Plan \$30/month for unlimited nationwide talk and text. Mobile Share Value Plan for \$40/month for unlimited nationwide talk and text with 300 MB of data (\$20) + monthly access charge (\$20) for basic and messaging phones. Wireless Home Phone for \$20/month for unlimited nationwide calling.	
BIG RIVER TELEPHONE COMPANY, LLC	Residential National Advantage - \$22.00.	Commercial National Advantage - \$28.00.
BIRCH TELECOM OF KANSAS INC	Residential services starting at \$39.95.	
BOOMERANG WIRELESS, LLC	Wireless ETC provider - 2 plans: 150 minutes and 250 minutes. Cost is zero to qualified Lifeline customers.	
BUDGET PREPAY, INC D/B/A BUDGET MOBILE	Lifeline Plans from free for 250 minutes and 250 text messages to \$50.00/month for unlimited minutes, unlimited texts and 2000 MB data.	
BULLSEYE TELECOM INC		Business services starting at \$11.39.
BYO WIRELESS, LLC	Wireless plans: \$5.24/month for 100 voice, 100 text and 20 MB Data; and \$20.97/month for 1000 voice, unlimited text and 500 MB Data.	
CALL CATCHERS INC d/b/a FREEDOMVOICE SYSTEMS	Wireless calling plans starting at \$9.95 for 400 minutes to \$59.95 for 2500 minutes.	
CHIT CHAT MOBILE	Wireless calling plans starting at \$9.99 per month for 250 minutes talk and unlimited texting to Unlimited talk, text and 3GB of data for \$54.99.	
CINCINNATI BELL ANY DISTANCE INC.		Business services only including access lines and features and PRIs. Rates will vary by contract terms.
CONSUMER CELLULAR, INC.	Wireless plans starting at \$10 per month for "billed per use" minutes to \$50 per month for "unlimited" minutes. Data plans starting at \$2.50 per month for 300 text and 30 MB data to \$40 per month for "unlimited" text and 4GB data.	
COMCAST PHONE OF KANSAS LLC	Residential plans starting at \$20.00/month.	
CRICKET WIRELESS LLC	Wireless voice service starting at \$25/month for unlimited talk and text in the U.S.	
CYTRACOM LLC.	VOIP Service at \$27.95 per user/line.	
DEFENSE MOBILE CORPORATION	Plans from \$30/month for 300 voice and text and 300 mbs Data 4G to \$80/month for unlimited voice and text and 12GB 4G LTE.	
DELTATHREE.COM	Residential VoIP service \$24.99/month for unlimited calls throughout the U.S.	
DYMIN SYSTEMS, INC	Residential VoIP service \$24.99 per month for unlimited calls throughout the U.S.	Business Phone System provided as a hosted VoIP Solution. Pricing is Business VPBX at \$49.99, extension charge of \$10.99, long distance at \$0.039 per minute, and toll free charges of \$0.059 per minute.
FLASH WIRELESS	Wireless calling plans starting at \$32 per month for unlimited talking.	
FONALITY, INC.		Business services starting at \$19.99/month to \$49.99/month.
GLOBAL CONNECTION INC OF AMERICA	Wireless calling plans starting at \$12.75 for 250 talk or text units per month. The plan is free for Lifeline customers.	

Appendix B - Abilene Exchange Service Offerings

GOOGLE NORTH AMERICAN INC. d/b/a PROJECT FI BY GOOGLE	Unlimited Talk & Text - \$20/month; Wireless Data - \$10/gigabyte	
GRANITE TELECOMMUNICATIONS, LLC		Business services ranging from \$15.25/month to \$89.10/month.
GREAT CALL, INC. d/b/a JITTERBUG	Wireless voice service from \$14.99/month for 50 calling minutes to \$49.99/month for unlimited talk and text.	
IONEX COMMUNICATIONS	Residential services starting at \$45.95.	
I WIRELESS	Talk, text and data plans starting at \$40/month for unlimited talk and text and 500MB 4G Data.	
KONATEL, INC	Plans starting at \$29.99 for 300 minutes and unlimited nights and weekends.	
METROPOLITAN TELECOMMUNICATIONS OF KANSAS d/b/a MetTel	Business plans for \$99.00/month.	
MCIMETRO ACCESS TRANSMISSION SERVICES LLC d/b/a Verizon Access Transmission Services	Plans ranging from \$42.99 to \$51.99.	
NEX-TECH, INC	Residential Stand-Alone \$17.00/month.	Business plans ranging from \$22.50 through \$45.00/month.
NEXUS COMMUNICATIONS, INC.	Lifeline-eligible customers may receive 250 wireless calling minutes per month at no charge.	
NORTH AMERICAN TELECOMMUNICATIONS CORP.	Interconnected VoIP telecommunications services DID - \$1; IP Analog - \$0.60; Listed Number Services - \$18.	
ONSTAR, LLC	Wireless calling plans starting at \$39.99 for 100 calling minutes.	
PIONEER CELLULAR	Wireless calling plans starting at \$60/month for 500 talk minutes, unlimited texting and 2GB of data.	
PLATINUMTEL COMMUNICATIONS LCC	Plans from \$20/month for unlimited talk and text and 250 MB data to \$60/month for unlimited talk, text and data.	
PURETALK HOLDINGS, LLC	Plans with 80 talk and text for \$5 to unlimited for \$28.95/month.	
Q LINK WIRELESS	Lifeline-eligible customers may choose from 3 wireless calling plans: 1) 68 minutes; 2) 125 minutes; or 3) 250 minutes per month for free.	
READY WIRELESS, LLC	3 Wireless Plans: \$15/month for 200 units for talk and text; \$30/month for 1500 units for talk and text; and \$45/month for unlimited talk and text.	
SAGE TELECOM, INC.	Plans ranging from \$25.99/month to \$43.79/month.	Bundles ranging from \$38.99/monthly to \$41.74/monthly.
SHOUTPOINT, INC.	VoIP lines for school districts based on student count. For each 300 students, one line is required and the current rate per line is \$345 annually.	
SOUTHWESTERN BELL TELEPHONE CO d/b/a AT&T KANSAS	Basic residential service starting at \$24.00.	Basic business service starting at \$91.00.
SPRINT NEXTEL	Wireless calling plans starting at \$20/month for 1GB data.	
T-MOBILE CENTRAL, LLC	data.	
TAG MOBILE, LLC	Lifeline calling plans include 500 voice minutes and 500 text messages for free for Lifeline-eligible customers. Additional calling minutes and text messages available starting at \$5.	
TCS		Business telephone systems and a Cloud based product at \$10/month per phone.

Appendix B - Abilene Exchange Service Offerings

TELRITE CORPORATION d/b/a LIFE WIRELESS	Lifeline calling plans include 500 voice minutes and 500 text messages for free for Lifeline-eligible customers. Additional calling minutes and text messages available starting at \$5.	
TING, INC	Wireless calling plans starting at \$6/month for each device and \$3 each for the first 100 minutes of talk, text or data, up to \$35/month for talk over 2100 minutes, \$11/month for texts over 4800 and \$29/month for data over 2000.	
TOTAL CALL MOBILE	Rate plans starting at \$24.99 for 15 days of unlimited domestic calling and minutes, texting, and domestic data.	
US CELLULAR	Wireless calling plans starting at \$20/month for unlimited talk and text and 300 MB data.	
VERIZON WIRELESS	Plans starting at \$30/month for 1 GB data with unlimited talk and text, plus \$20/month for each smartphone line.	
VONAGE	Plans starting at \$12.99 for 400 minutes.	Unlimited calling for \$39.99/month.
VOX-LINK	VoIP service for \$24.95 per extension.	
YOURTEL AMERICA, INC.	Unlimited Talk and Text plus 200 MB Data for \$17.99/month; Unlimited Talk and Text plus 1 GB Data for \$21.99/month; and Unlimited Talk and Text plus 2 GB Data for \$26.99/month.	
ZTAR MOBILE, INC	Plans starting at \$30/month for unlimited talk and text, includes 500 MB of data to \$60/month for unlimited talk and text, includes 3 GB of data	

Attachment B

Individual Customer Pricing Report

Required by KSA 66-2005(u)



January 12, 2016

Ms. Amy Green
Secretary of the Commission
Kansas Corporation Commission
1500 SW Arrowhead Road
Topeka, KS 66604-4027

RE: Docket No. 16-UTDT-331-CON
Individual Customer Pricing Agreement Report
Reporting Period: Dec 2015

Dear Ms. Gilbert:

Enclosed for filing with the Commission is a redacted copy of the Individual Customer Pricing (ICP) Agreement Report for the above mentioned reporting period pursuant to the Commission's Order in Docket No. 08-UTDT-1078-MIS. Included is a verified statement that the price regulated services included in the report are above the long-run incremental cost of the service.

Also enclosed is a non-redacted copy of the report. United Telephone Company of Kansas d/b/a CenturyLink considers the customer specific information contained in the report to be confidential, proprietary, and of commercial value, and it has not been made public. This document is filed pursuant to K.S.A. 66-1220a, and CenturyLink asks the Commission to accord the same confidentiality status under those provisions.

If you have any questions concerning this matter, please contact me.

Yours appreciatively,

A handwritten signature in black ink, appearing to read "John Idoux", written in a cursive style.

John R. Idoux
Kansas Governmental Affairs Director
600 New Century Parkway
New Century, KS 66031
913.353.7085
john.idoux@centurylink.com

ICP PRICE VERIFICATION

STATE OF KANSAS)
) ss:
COUNTY OF JOHNSON)

I, Michael A. Fuller, of lawful age and first duly sworn, upon oath state:

(1) I am Senior Analyst of Regulatory for CenturyLink, of which the United Telephone Companies of Kansas are a part;

(2) I have reviewed and am familiar with the pricing of the jurisdictional services outlined under the terms of contract number 15-1002137933, dated November 10, 2015.


(3) I have reviewed and am familiar with the long run incremental cost of said services; and,

(4) I verify that the prices contained therein are above the long run incremental costs of said services according to the best of my knowledge and belief.




Michael A. Fuller

Subscribed and sworn to before me this 11th day of January, 2016.



Notary Public in and for said
County and State

My Appointment Expires:



PUBLIC VERSION



United Telephone Companies of Kansas d/b/a CenturyLink

Individual Customer Pricing Agreement Report

Reporting Period: Dec-15

Prepared by: John Idoux john.idoux@centurylink.com 913.353.7085

Tracking Number	Customer Name	Description of Service	Monthly Revenue	Non-Recurring Revenue	Contract Receive Date	Service Term
PUBLIC VERSION						
15-1002137933		ISDN - PRI	\$ 1,550.00	\$ 146.75	10-Nov-15	36 months

Attachment C

Annual Price Cap Refresh Report

Price Cap Index Calculations
2015 Annual Filing

Basket 3				
(1)	Current PCI		143.166	
(2)	4Q2014 GDP-PI	final 4th qtr14 BEA	108.681	
(3)	4Q2013 GDP-PI	4th qtr13 BEA revised	107.347	
(4)	% Change in GDP-PI		1.24%	
(5)	Productivity Offset %		0.00%	
(6)	% Change in PCI		1.24%	= L4 - L5
(7)	Proposed PCI		144.945	= L1 * (1+L6)

Competitive sub-basket				
(1)	Current PCI		138.205	
(2)	4Q2014 GDP-PI	final 4th qtr14 BEA	108.681	
(3)	4Q2013 GDP-PI	4th qtr13 BEA revised	107.347	
(4)	% Change in GDP-PI		1.24%	
(5)	Productivity Offset %		0.00%	
(6)	% Change in PCI		1.24%	= L4 - L5
(7)	Proposed PCI		139.922	= L1 * (1+L6)

CENTURYLINK - Kansas
Price Regulation Model
2015

Kansas New View
Inflation Index Change

	CURRENT			PROPOSED				PCI/API Max Revenue Headroom		
	Revenues	Actual Price Index	Price Cap Index	Revenues	Change	Actual Price Index	Price Cap Index			
Basket 2		100.000	100.000		\$ -	100.000	100.000			
Basket 3(Less Competitive)		139.283	143.166		\$ -	139.283	144.945	1.040651654		
Competitive Sub Basket		117.231	138.205		\$ -	117.231	139.922	1.193556108		
Totals					\$ -					

Z factor

	CURRENT			PROPOSED				PCI/API Max Revenue Headroom		
	Revenues	Actual Price Index	Price Cap Index	Revenues	Change	Actual Price Index	Price Cap Index			
Basket 2		100.000	100.000		\$ -	100.000	100.000			
Basket 3(Less Competitive)		139.283	144.945		\$ -	139.283	144.945	1.040651654		
Competitive Sub Basket		117.231	139.922		\$ -	117.231	139.922	1.193556108		
Totals					\$ -					

Z FACTOR ADJUSTMENT	\$ -
---------------------	------

Basket 3			
(1)	Current PCI		144.945
(2)	Current API		139.283
(3)	Current PCI/Current API		1.040651654
(4)	Current Revenue*Line 3		
(5)	Exogenous Change	\$ -	
(6)	Z Factor		1.000000
(7)	Proposed PCI		144.945

Competitive Sub Basket			
(1)	Current PCI		139.922
(2)	Current API		117.231
(3)	Current PCI/Current API		1.193556108
(4)	Current Revenue*Line 3		
(5)	Exogenous Change	\$ -	
(6)	Z Factor		1.000000
(7)	Proposed PCI		139.922

Annual Filing

	CURRENT			PROPOSED				PCI/API Max Revenue Headroom		
	Revenues	Actual Price Index	Price Cap Index	Revenues	Change	Actual Price Index	Price Cap Index			
Basket 2		100.000	100.000		\$ -	100.000	100.000			
Basket 3(Less Competitive)		139.283	143.166		\$ -	139.283	144.945	1.040651654		
Competitive Sub Basket		117.231	138.205		\$ -	117.231	139.922	1.193556108		
Totals					\$ -					

CENTURYLINK - Kansas
PRICE REGULATION MODEL
2015

Ref. #	Tariff Ref	Service Description	Demand	June 1 Tariff Rate	Base Revenue	Actual Price Index	Proposed Price	Proposed Revenue	Proposed Price Index
1		Key Trunk Business Flat Rate							
2	Local 2.A.	1		\$ 33.25		\$ 8.378	\$ 33.25		\$ 8.378
3	Local 2.A.	2		\$ 33.25		\$ 5.945	\$ 33.25		\$ 5.945
4	Local 2.A.	3		\$ 33.25		\$ 8.906	\$ 33.25		\$ 8.906
5	Local 2.A.	4		\$ 37.25		\$ 1.260	\$ 37.25		\$ 1.260
6		Subtotal							
7									
8		Key Trunk Residence Flat Rate							
9	Local 2.A.	1		\$ 33.25		\$ -	\$ 33.25		\$ -
10	Local 2.A.	2		\$ 33.25		\$ 0.046	\$ 33.25		\$ 0.046
11	Local 2.A.	3		\$ 33.25		\$ 0.023	\$ 33.25		\$ 0.023
12	Local 2.A.	4		\$ 37.25		\$ -	\$ 37.25		\$ -
13		Subtotal							
14									
15		PBX Trunk Flat Rate							
16	Local 2.A.	1		\$ 41.50		\$ 0.716	\$ 41.50		\$ 0.716
17	Local 2.A.	2		\$ 41.50		\$ 1.146	\$ 41.50		\$ 1.146
18	Local 2.A.	3		\$ 41.50		\$ 3.237	\$ 41.50		\$ 3.237
19	Local 2.A.	4		\$ 46.50		\$ 0.128	\$ 46.50		\$ 0.128
20		Subtotal							
21									
22		Payphone Line Service							
23	Local 2.A.	1		\$ 25.66		\$ 0.053	\$ 25.66		\$ 0.053
24	Local 2.A.	2		\$ 25.66		\$ 0.053	\$ 25.66		\$ 0.053
25	Local 2.A.	3		\$ 25.66		\$ 0.018	\$ 25.66		\$ 0.018
26	Local 2.A.	4		\$ 25.66		\$ -	\$ 25.66		\$ -
27		Subtotal							
28									
29		Foreign Exchange Service - Business							
30	Local - 2.A.	1		\$ 28.66		\$ -	\$ 28.66		\$ -
31	Local - 2.A.	2		\$ 28.66		\$ -	\$ 28.66		\$ -
32	Local - 2.A.	3		\$ 28.66		\$ -	\$ 28.66		\$ -
33	Local - 2.A.	4		\$ 28.66		\$ -	\$ 28.66		\$ -
34		Subtotal				\$ -			
35									
36		Foreign Exchange Service - Residence							
37	Local - 2.A.	1		\$ 18.08		\$ -	\$ 18.08		\$ -
38	Local - 2.A.	2		\$ 18.08		\$ -	\$ 18.08		\$ -
39	Local - 2.A.	3		\$ 18.08		\$ -	\$ 18.08		\$ -
40	Local - 2.A.	4		\$ 18.08		\$ -	\$ 18.08		\$ -
41		Subtotal				\$ -			
42									
43		Foreign Exchange Service - Key Trunk							
44	Local - 2.A.	1		\$ 33.25		\$ -	\$ 33.25		\$ -
45	Local - 2.A.	2		\$ 33.25		\$ -	\$ 33.25		\$ -
46	Local - 2.A.	3		\$ 33.25		\$ -	\$ 33.25		\$ -
47	Local - 2.A.	4		\$ 37.25		\$ -	\$ 37.25		\$ -
48		Subtotal				\$ -			

CENTURYLINK - Kansas
PRICE REGULATION MODEL
2015

Ref. #	Tariff Ref	Service Description	Demand	June 1 Tariff Rate	Base Revenue	Actual Price Index	Proposed Price	Proposed Revenue	Proposed Price Index
49									
50		Foreign Exchange Service - PBX Trunk							
51	Local - 2.A.	1		\$ 41.50		\$ -	\$ 41.50		\$ -
52	Local - 2.A.	2		\$ 41.50		\$ -	\$ 41.50		\$ -
53	Local - 2.A.	3		\$ 41.50		\$ -	\$ 41.50		\$ -
54	Local - 2.A.	4		\$ 46.50		\$ -	\$ 46.50		\$ -
55		Subtotal				\$ -			
56									
57		ISDN BRI Residential							
58	Local 2.A.	1		\$ 18.08		\$ -	\$ 18.08		\$ -
59	Local 2.A.	2		\$ 18.08		\$ -	\$ 18.08		\$ -
60	Local 2.A.	3		\$ 18.08		\$ -	\$ 18.08		\$ -
61	Local 2.A.	4		\$ 18.08		\$ -	\$ 18.08		\$ -
62		Subtotal				\$ -			
63									
64		ISDN BRI Business							
65	Local 2.A.	1		\$ 28.66		\$ -	\$ 28.66		\$ -
66	Local 2.A.	2		\$ 28.66		\$ -	\$ 28.66		\$ -
67	Local 2.A.	3		\$ 28.66		\$ -	\$ 28.66		\$ -
68	Local 2.A.	4		\$ 28.66		\$ -	\$ 28.66		\$ -
69		Subtotal				\$ -			
70									
71		MetroPlus							
72	Local - 1.5..B.	Bucyrus - Business and Key Trunk		\$ 5.00		\$ 1.246	\$ 5.00		\$ 1.246
73	Local - 1.5..B.	Bucyrus - PBX Trunk		\$ 5.00		\$ -	\$ 5.00		\$ -
74	Local - 1.5..B.	Bucyrus - Residence		\$ 3.00		\$ 1.895	\$ 3.00		\$ 1.895
75	Local - 1.5..B.	Lancaster - Residence		\$ 12.00		\$ 0.977	\$ 12.00		\$ 0.977
76	Local - 1.5..B.	Lancaster - Business		\$ 16.75		\$ 0.023	\$ 16.75		\$ 0.023
77	Local - 1.5..B.	Osawatomie - Residence		\$ 3.00		\$ 0.130	\$ 3.00		\$ 0.130
78	Local - 1.5..B.	Osawatomie - Business		\$ 5.00		\$ 0.097	\$ 5.00		\$ 0.097
79	Local - 1.5..B.	Linwood - Residence		\$ 12.00		\$ 0.663	\$ 12.00		\$ 0.663
80	Local - 1.5..B.	Linwood - Business		\$ 16.75		\$ 0.035	\$ 16.75		\$ 0.035
81		Subtotal							
82									
83		Custom Calling Services							
84	General - 3.	Enhanced Call Waiting - Residence		\$ 6.25		\$ 0.229	\$ 6.25		\$ 0.229
85	General - 3.	Enhanced Call Waiting - Business		\$ 6.25		\$ 0.190	\$ 6.25		\$ 0.190
86	General - 3.	Call Forwarding - Residence		\$ 5.25		\$ 0.598	\$ 5.25		\$ 0.598
87	General - 3.	Call Forwarding - Business		\$ 5.25		\$ 0.931	\$ 5.25		\$ 0.931
88	General - 3.	Three Way Calling - Residence		\$ 5.50		\$ 0.623	\$ 5.50		\$ 0.623
89	General - 3.	Three Way Calling - Business		\$ 5.50		\$ 0.463	\$ 5.50		\$ 0.463
90	General - 3.	Three Way Calling - per Activation		\$ 1.75		\$ 0.005	\$ 1.75		\$ 0.005
91	General - 3.	Speed Dial 8 - Residence		\$ 5.50		\$ 0.148	\$ 5.50		\$ 0.148
92	General - 3.	Speed Dial 8 - Business		\$ 5.50		\$ 0.046	\$ 5.50		\$ 0.046
93	General - 3.	Speed Dial 30 - Residence		\$ 6.50		\$ 0.013	\$ 6.50		\$ 0.013
94	General - 3.	Speed Dial 30 - Business		\$ 6.50		\$ 0.018	\$ 6.50		\$ 0.018
95	General - 3.	Remote Call Forwarding, Per Path		\$ 16.00		\$ 1.679	\$ 16.00		\$ 1.679
96	General - 3.	Hot Line / Warm Line - Residence		\$ 5.50		\$ -	\$ 5.50		\$ -
97	General - 3.	Hot Line / Warm Line - Business		\$ 5.50		\$ 0.019	\$ 5.50		\$ 0.019

CENTURYLINK - Kansas
PRICE REGULATION MODEL
2015

Ref. #	Tariff Ref	Service Description	Demand	June 1 Tariff Rate	Base Revenue	Actual Price Index	Proposed Price	Proposed Revenue	Proposed Price Index
98	General - 3.	Directory Number Transfer - Residence		\$ 5.50		\$ -	\$ 5.50		\$ -
99	General - 3.	Directory Number Transfer - Business		\$ 5.50		\$ 0.042	\$ 5.50		\$ 0.042
100	General - 3.	Intercom Service - Residence		\$ 5.50		\$ 0.140	\$ 5.50		\$ 0.140
101	General - 3.	Intercom Service - Business		\$ 5.50		\$ 0.042	\$ 5.50		\$ 0.042
102	General - 3.	Signal Ring - Residence		\$ 5.50		\$ 0.452	\$ 5.50		\$ 0.452
103	General - 3.	Signal Ring - Business		\$ 5.50		\$ 0.129	\$ 5.50		\$ 0.129
104	General - 3.	Call Forwarding - Busy Fixed		\$ 2.50		\$ 0.345	\$ 2.50		\$ 0.345
105	General - 3.	Call Forwarding - No Answer Fixed		\$ 2.50		\$ 0.364	\$ 2.50		\$ 0.364
106	General - 3.	Call Forwarding - No Answer - Customer Programmable		\$ 2.50		\$ -	\$ 2.50		\$ -
107	General - 3.	Call Forwarding Busy - Customer Programmable		\$ 2.50		\$ -	\$ 2.50		\$ -
108	General - 3.	Call Forwarding - Business only Add'l Path		\$ 3.50		\$ 0.085	\$ 3.50		\$ 0.085
109	General - 3.8.A.	Privacy ID Bus		\$ 5.50		\$ -	\$ 5.50		\$ -
110	General - 3.8.A.	Privacy ID Res		\$ 5.50		\$ 0.125	\$ 5.50		\$ 0.125
111	General - 3.	3-Way Calling With Transfer		\$ 5.50		\$ 0.144	\$ 5.50		\$ 0.144
112	General - 3.	Outbound Call Block Feature		\$ 5.50		\$ -	\$ 5.50		\$ -
113		Subtotal							
114									
115		ExpressTouch							
116	General - 3.6.	Return Call - Residence		\$ 5.50		\$ 0.247	\$ 5.50		\$ 0.247
117	General - 3.6.	Return Call - Business / Trunk		\$ 5.50		\$ 0.247	\$ 5.50		\$ 0.247
118	General - 3.6.	Return Call - Centrex		\$ 5.50		\$ -	\$ 5.50		\$ -
119	General - 3.6.	Return Call per Activation		\$ 1.75		\$ 0.799	\$ 1.75		\$ 0.799
120	General - 3.6.	Caller ID (Number Only) - Residence - OBS 6/20/08		\$ 9.50		\$ 0.092	\$ 9.50		\$ 0.092
121	General - 3.6.	Caller ID (Number Only) - Business / Trunk - OBS 6/20/08		\$ 9.50		\$ 0.210	\$ 9.50		\$ 0.210
122	General - 3.6.	Caller ID (Number Only) - Centrex - OBS 6/20/08		\$ 9.50		\$ -	\$ 9.50		\$ -
123	General - 3.6.	Caller ID w/Name - Residence		\$ 9.50		\$ 4.558	\$ 9.50		\$ 4.558
124	General - 3.6.	Caller ID w/Name - Business/Trunk		\$ 9.50		\$ 2.833	\$ 9.50		\$ 2.833
125	General - 3.6.	Caller ID w/Name - Centrex		\$ 9.50		\$ -	\$ 9.50		\$ -
126	General - 3.6.	Repeat Dial - Residence		\$ 5.50		\$ 0.125	\$ 5.50		\$ 0.125
127	General - 3.6.	Repeat Dial - Business/Trunk		\$ 5.50		\$ 0.201	\$ 5.50		\$ 0.201
128	General - 3.6.	Repeat Dial - Centrex		\$ 5.50		\$ -	\$ 5.50		\$ -
129	General - 3.6.	Repeat Dial per Activation		\$ 1.75		\$ 0.066	\$ 1.75		\$ 0.066
130	General - 3.6.	Call Trace per Activation		\$ 5.50		\$ -	\$ 5.50		\$ -
131	General - 3.6.	Selective Call Forward - Residence		\$ 5.50		\$ 0.008	\$ 5.50		\$ 0.008
132	General - 3.6.	Selective Call Forward - Bus/Trk/Ctrx		\$ 5.50		\$ 0.015	\$ 5.50		\$ 0.015
133	General - 3.6.	Selective Call Rejection - Residence		\$ 5.50		\$ 0.338	\$ 5.50		\$ 0.338
134	General - 3.6.	Selective Call Rejection - Bus/Trk/Ctrx		\$ 5.50		\$ 0.239	\$ 5.50		\$ 0.239
135	General - 3.6.	Selective Call Ring - Residence		\$ 5.50		\$ -	\$ 5.50		\$ -
136	General - 3.6.	Selective Call Ring - Bus/Trk/Ctrx		\$ 5.50		\$ -	\$ 5.50		\$ -
137	General - 3.6.	Selective Call Acceptance - Residence		\$ 5.50		\$ 0.065	\$ 5.50		\$ 0.065
138	General - 3.6.	Selective Call Acceptance - Bus/Trk/Ctrx		\$ 5.50		\$ 0.008	\$ 5.50		\$ 0.008
139	General - 3.6.	Call Waiting ID - Res		\$ 6.50		\$ -	\$ 6.50		\$ -
140	General - 3.6.	Call Waiting ID - Bus		\$ 6.50		\$ -	\$ 6.50		\$ -
141		Subtotal							
142									
143		Directory Listings							
144	General - 4.13.	Additional Listings		\$ 4.00		\$ 1.994	\$ 4.00		\$ 1.994
145	General - 4.13.	Cross Reference Listing		\$ 4.00		\$ 0.119	\$ 4.00		\$ 0.119
146	General - 4.13.	Alternate Listings		\$ 4.00		\$ 0.116	\$ 4.00		\$ 0.116

CENTURYLINK - Kansas
PRICE REGULATION MODEL
2015

Ref. #	Tariff Ref	Service Description	Demand	June 1 Tariff Rate	Base Revenue	Actual Price Index	Proposed Price	Proposed Revenue	Proposed Price Index
147	General - 4.13.	Foreign Listing		\$ 4.00		\$ 1.077	\$ 4.00		\$ 1.077
148	General - 4.13.	Line of Information		\$ 4.00		\$ 0.340	\$ 4.00		\$ 0.340
149	General - 4.13.	Non-Listed Service		\$ 6.00		\$ 0.443	\$ 6.00		\$ 0.443
150	General - 4.13.	Non-Published Service		\$ 6.00		\$ 6.478	\$ 6.00		\$ 6.478
151	General - 4.13.	Vanity Listings - Residence		\$ 4.00		\$ -	\$ 4.00		\$ -
152	General - 4.13.	Vanity Listings - Business		\$ 5.50		\$ 0.023	\$ 5.50		\$ 0.023
153		Subtotal							
154									
155	General - 4.14.	Directory Assistance/NDA		\$ 3.99		\$ 4.845	\$ 3.99		\$ 4.845
156		Subtotal							
157									
158	General - 9.21	Late Payment Fee		4.00%		\$ 18.357	4.00%		\$ 18.357
159		Subtotal							
160									
161		Mileage							
162	General - 11.3.A.	On-Premises - each 1/10 mile > 400 ft		\$ 1.30		\$ 0.049	\$ 1.30		\$ 0.049
163	General - 11.3.A.	Off-Premises - first 1/2 mile		\$ 5.00		\$ 0.984	\$ 5.00		\$ 0.984
164	General - 11.3.A.	Off-Premises - additional 1/2 mile		\$ 5.00		\$ -	\$ 5.00		\$ -
165	General - 11.3.B.	On-Premises - each add'l 200 ft >300 ft		\$ 0.75		\$ 0.021	\$ 0.75		\$ 0.021
166	General - 11.3.B.	Off-Premises - first 1/4 mile		\$ 2.75		\$ 0.239	\$ 2.75		\$ 0.239
167	General - 11.3.B.	Off-Premises - additional 1/4 mile		\$ 2.75		\$ 0.499	\$ 2.75		\$ 0.499
168		Subtotal							
169									
170		Centrex							
171	General - 13.16.A.	Centrex Trunk Additive		\$ 13.20		\$ 0.137	\$ 13.20		\$ 0.137
172	General - 13.16.A.	Centrex Network Access Register		\$ 4.40		\$ 0.155	\$ 4.40		\$ 0.155
173	General - 13.16.A.	Centrex Multiple Appearance Dir Num		\$ 1.00		\$ 0.012	\$ 1.00		\$ 0.012
174	General - 13.16.A.	Centrex Basic Svc- mthly - 1-15 lines, 16-30 lines, 31-50 lines		\$ 42.90		\$ -	\$ 42.90		\$ -
175	General - 13.16.A.	Centrex Basic Svc- 36 mths - 1-15 lines, 16-30 lines, 31-50 lines		\$ 32.00		\$ 0.685	\$ 32.00		\$ 0.685
176	General - 13.16.A.	Centrex Basic Svc- 60 mths - 1-15 lines, 16-30 lines, 31-50 lines		\$ 30.00		\$ 0.663	\$ 30.00		\$ 0.663
177	General - 13.16.A.	Centrex Meridian Service		\$ 5.00		\$ 0.045	\$ 5.00		\$ 0.045
178	General - 13.16.A.	Centrex Music on Hold - 2-20 lines		\$ 24.20		\$ -	\$ 24.20		\$ -
179	General - 13.16.A.	Centrex Music on Hold - 21-50 lines		\$ 27.50		\$ -	\$ 27.50		\$ -
180	General - 13.16.A.	Centrex Call Frwding - Rem. Activation		\$ 4.40		\$ -	\$ 4.40		\$ -
181		Subtotal							
182									
183		Code Billing Service Rates & Charges							
184	General - 13.16.B	Minimum first 100 Stations or codes or fraction		\$ 12.30		\$ -	\$ 12.30		\$ -
185	General - 13.16.B	Each additional block of 50 stations or codes or fraction		\$ 6.15		\$ -	\$ 6.15		\$ -
186		Subtotal				\$ -			
187									
188		Miscellaneous Services							
189	General - 13.16.C.	Direct Inward Dialing Trunk Termination		\$ 10.00		\$ 0.428	\$ 10.00		\$ 0.428
190	General - 13.16.C.	DID Individual Numbers per number		\$ 1.00		\$ 0.026	\$ 1.00		\$ 0.026
191	General - 13.16.C.	Direct Inward Dialing 20 Numbers		\$ 20.00		\$ 0.097	\$ 20.00		\$ 0.097
192	General - 13.16.C.	Direct Inward Dialing 100 Numbers		\$ 90.00		\$ 2.796	\$ 90.00		\$ 2.796
193	General - 13.16.C.	Add'l Direct Inward Dialing 100 Numbers (2 or more blocks)		\$ 60.00		\$ 0.414	\$ 60.00		\$ 0.414
194	General - 13.16.E.	Maintenance of Service Charge (Trouble Isolation)		\$ 85.00		\$ -	\$ 85.00		\$ -
195	General - 13.16.F.	Reverse Toll Service		\$ 13.25		\$ -	\$ 13.25		\$ -

CENTURYLINK - Kansas
PRICE REGULATION MODEL
2015

Ref. #	Tariff Ref	Service Description	Demand	June 1 Tariff Rate	Base Revenue	Actual Price Index	Proposed Price	Proposed Revenue	Proposed Price Index
196	General - 13.16.F.	Connecting Company Rate Charge		\$ 7.55		\$ -	\$ 7.55		\$ -
197		Subtotal							
198									
199	General - 13.16.G	Rotary Adder		\$ 3.00		\$ 2.773	\$ 3.00		\$ 2.773
200		Subtotal							
201									
202		Screening Service							
203	General - 13.16.H.	Selective Class of Call Screening		\$ 5.00		\$ 0.038	\$ 5.00		\$ 0.038
204	General - 13.16.H.	BNS 1-3 #s - 3rd # or Collect(only)		\$ 3.50		\$ 0.995	\$ 3.50		\$ 0.995
205	General - 13.16.H.	BNS 4-20 #s - 3rd # or Collect(only)		\$ 3.50		\$ -	\$ 3.50		\$ -
206	General - 13.16.H.	BNS 21-99 #s - 3rd # or Collect(only)		\$ 3.50		\$ -	\$ 3.50		\$ -
207	General - 13.16.H.	BNS 100-999 #s - 3rd # or Collect(only)		\$ 5.00		\$ -	\$ 5.00		\$ -
208	General - 13.16.H.	BNS 1000-9999 #s - 3rd # or Collect(only)		\$ 35.00		\$ -	\$ 35.00		\$ -
209	General - 13.16.H.	BNS 10000+ #s - 3rd # or Collect(only)		\$ 250.00		\$ -	\$ 250.00		\$ -
210	General - 13.16.H.	BNS 1-3 #s - 3rd # and Collect(both)		\$ 3.50		\$ 1.445	\$ 3.50		\$ 1.445
211	General - 13.16.H.	BNS 4-20 #s - 3rd # and Collect(both)		\$ 3.50		\$ -	\$ 3.50		\$ -
212	General - 13.16.H.	BNS 21-99 #s - 3rd # and Collect(both)		\$ 3.50		\$ -	\$ 3.50		\$ -
213	General - 13.16.H.	BNS 100-999 #s - 3rd # and Collect(both)		\$ 7.00		\$ -	\$ 7.00		\$ -
214	General - 13.16.H.	BNS 1000-9999 #s - 3rd # and Collect(both)		\$ 35.00		\$ -	\$ 35.00		\$ -
215	General - 13.16.H.	BNS 10000+ #s - 3rd # and Collect(both)		\$ 250.00		\$ -	\$ 250.00		\$ -
216	General - 13.16.I.	Toll Access Restriction		\$ 4.00		\$ 0.616	\$ 4.00		\$ 0.616
217	General - 13.16.L.	Toll Block - Options 1 & 2		\$ 4.00		\$ 0.044	\$ 4.00		\$ 0.044
218		Subtotal							
219									
220		Voice Business Continuity							
221	General - 13.21.F.	VBC-12 month rate		\$ 65.00		\$ 0.045	\$ 65.00		\$ 0.045
222	General - 13.21.F.	VBC-24 month rate		\$ 60.00		\$ -	\$ 60.00		\$ -
223	General - 13.21.F.	VBC-36 month rate		\$ 50.00		\$ -	\$ 50.00		\$ -
224	General - 13.21.F.	VBC-60 month rate		\$ 40.00		\$ -	\$ 40.00		\$ -
225		Subtotal							
226									
227		Local Operator Services							
228	General - 14.3.B.	Customer Dialed Calling Card		\$ 1.00		\$ -	\$ 1.00		\$ -
229	General - 14.3.B.	Operator Station		\$ 2.00		\$ -	\$ 2.00		\$ -
230	General - 14.3.B.	Person to Person		\$ 3.00		\$ -	\$ 3.00		\$ -
231	General - 14.3.B.	Busy Line Verification		\$ 2.00		\$ 0.004	\$ 2.00		\$ 0.004
232	General - 14.3.B.	Busy Line Interruption		\$ 3.00		\$ -	\$ 3.00		\$ -
233		Subtotal							
234									
235		Payphone Line Service							
236	General - 15.2.C.	Payphone Coin Control		\$ 4.00		\$ -	\$ 4.00		\$ -
237	General - 15.2.D.	Payphone Answer Supervision		\$ 4.00		\$ -	\$ 4.00		\$ -
238		Subtotal				\$ -			
239									
240		Private Lines							
241	General - 16.7.B.	Initial 1/2 mile		\$ 24.00		\$ 0.414	\$ 24.00		\$ 0.414
242	General - 16.7.B.	Additional 1/4 mile (see below)		\$ 13.00		\$ -	\$ 13.00		\$ -
243	General - 16.7.C.	United Initial 1/4 mile		\$ 13.00		\$ 0.817	\$ 13.00		\$ 0.817
244	General - 16.7.C.	United Additional 1/4 mile		\$ 13.00		\$ 2.710	\$ 13.00		\$ 2.710

CENTURYLINK - Kansas
PRICE REGULATION MODEL
2015

Ref. #	Tariff Ref	Service Description	Demand	June 1 Tariff Rate	Base Revenue	Actual Price Index	Proposed Price	Proposed Revenue	Proposed Price Index
245		Subtotal							
246									
247		Service Connection Charges							
248	General - 18.7.A.	Service Order		\$ 25.00		\$ 2.226	\$ 25.00		\$ 2.226
249	General - 18.7.B.	Facility Administration		\$ 10.00		\$ 1.049	\$ 10.00		\$ 1.049
250	General - 18.7.C.	Access Line		\$ 25.00		\$ 0.104	\$ 25.00		\$ 0.104
251	General - 18.7.D.	Trip Charge		\$ 40.00		\$ 0.276	\$ 40.00		\$ 0.276
252	General - 18.7.E.	On Premises Labor Charge - 15 mins		\$ 19.50		\$ -	\$ 19.50		\$ -
253	General - 18.7.F.	Network Interface Device Charge		\$ 35.00		\$ -	\$ 35.00		\$ -
254	General - 18.7.G.	Restoration Charge		\$ 25.00		\$ 6.127	\$ 25.00		\$ 6.127
255		Subtotal							
256									
257		FCC Designated N11 Services							
258		Universal Emergency Number Service (911)							
259	General - 20.1.D.	Provision of nightly updates to DBMS database		\$ 7.00		\$ 3.151	\$ 7.00		\$ 3.151
260	General - 20.1.E.	ALI Database Upgrade		\$ 250.00		\$ 1.208	\$ 250.00		\$ 1.208
261	General - 20.1.F.	Private Switch Database Service Up to 1000, per 1000 Station Records		\$ 100.00		\$ 0.069	\$ 100.00		\$ 0.069
262	General - 20.1.F.	Private Switch Database Service 1001-4000 per 1000 Station Records		\$ 90.00		\$ -	\$ 90.00		\$ -
263	General - 20.1.F.	Private Switch Database Service Over 4000, per 1000 Station Records		\$ 80.00		\$ -	\$ 80.00		\$ -
264	General - 20.1.G.	Reverse Database Service Monthly Update (CD-ROM)		\$ 125.00		\$ -	\$ 125.00		\$ -
265		Subtotal							
266									
267		SwitchLink Plus Service							
268	General - 22.4.A.	Switchlink Access Line		\$ 146.00		\$ -	\$ 146.00		\$ -
269	General - 22.4.D.	Extension Line - Fixed		\$ 46.74		\$ -	\$ 46.74		\$ -
270	General - 22.4.D.	Extension Line - Per Mile		\$ 4.14		\$ -	\$ 4.14		\$ -
271		Subtotal				\$ -			
272									
273		Info-Link							
274	General - 23.4.A.	1 Way hub Unlimited Usage - Residence		\$ 25.00		\$ -	\$ 25.00		\$ -
275	General - 23.4.A.	1 Way hub Unlimited Usage - Business		\$ 25.00		\$ -	\$ 25.00		\$ -
276	General - 23.4.B.	Off Peak Plan - Residence		\$ 15.00		\$ -	\$ 15.00		\$ -
277	General - 23.4.B.	Off Peak Plan - Business		\$ 15.00		\$ -	\$ 15.00		\$ -
278	General - 23.4.C.	Lata Wide Unlimited - Residence		\$ 30.00		\$ -	\$ 30.00		\$ -
279	General - 23.4.C.	Lata Wide Unlimited - Business		\$ 30.00		\$ -	\$ 30.00		\$ -
280		Subtotal				\$ -			
281									
282		ISDN-BRI							
283	General - 24.1.D.	Standard Package - Bus		\$ 35.00		\$ 0.217	\$ 35.00		\$ 0.217
284	General - 24.1.D.	Standard Package - Res - OBS 7/30/08		\$ 25.00		\$ -	\$ 25.00		\$ -
285	General - 24.1.D.	Feature Package H		\$ 35.00		\$ -	\$ 35.00		\$ -
286	General - 24.1.D.	Package L		\$ 35.00		\$ -	\$ 35.00		\$ -
287	General - 24.1.D.	Loop Extension		\$ 20.00		\$ -	\$ 20.00		\$ -
288	General - 24.1.D.	Calling Number ID/Calling Name ID		\$ 9.00		\$ -	\$ 9.00		\$ -
289	General - 24.1.D.	Call Pickup (per number)		\$ 2.00		\$ -	\$ 2.00		\$ -
290	General - 24.1.D.	Automatic Callback (Repeat Dial)		\$ 5.00		\$ -	\$ 5.00		\$ -
291	General - 24.1.D.	Additional Call Offering		\$ 4.00		\$ -	\$ 4.00		\$ -
292	General - 24.1.D.	Call Forwarding - ISDN		\$ 5.00		\$ 0.069	\$ 5.00		\$ 0.069
293	General - 24.1.D.	Multi-Line Hunt Group		\$ 2.00		\$ 0.011	\$ 2.00		\$ 0.011